

**DSKC - KZ2**

**Test-Session 3 even**


Track length: 1.190 Km

Session Started: 13:30:08

Best Lap by: 428 - Lukas Reiböck - 1:00.530

Rank	#	Driver	Nat	Sponsor Entrant	Nat	License E-License	Make	laps	Best Lap	Diff	In Lap	Penalty
1	428	Lukas Reiböck	AUT	BIRELART RACING KSW	AUT	ITEJK2158 IBLBK 102	Birel ART/TM/VEGA	11	1:00.530		6	
2	466	Maximilian Schreyer	DEU	Maranello SRP Factory Team	DEU	ITE 31254 BIC38275	Maranello/TM /Vega	12	1:00.843	0.313	7	
3	440	Enzo Bol	NLD	SP Motorsport	NLD	ITE42526 IBL47253	KR/TM/Vega	11	1:00.864	0.334	10	
4	436	Cedric Malk	CHE	Millennium Racing	DEU	ITE1350 KBF38042	Tony Kart/TM/Vega	12	1:00.870	0.340	8	
5	426	Siep Kuypers	NLD	CRG Holland	NLD	ITE52719 155221008	CRG/TM/Vega	12	1:01.011	0.481	7	
6	502	Louis Binder	DEU	BRM RACING FACTORY S.R.L.	ITA	ITE34543 IBL462163	BRM/TM/Vega	12	1:01.016	0.486	10	
7	512	Oskar Steinbach	DEU	Kartshop Ampfing	DEU	NKA41241 KBF25142	Birel/TM/Vega	11	1:01.252	0.722	9	
8	410	Maurice Schenck	DEU	APEX Performance	DEU	ITE 10412 KBF38438	Maranello/TM/Vega	11	1:01.267	0.737	8	
9	408	Florian Breitenbach	DEU	Maranello SRP Factory Team	DEU	ITE 16880 KBF38275	Maranello/TM /Vega	11	1:01.389	0.859	7	
10	442	Maximilian Schleimer	DEU	ADAC Mittelrhein e.V. Maranello SRP Factory Team	DEU	ITE 11572 KBF38275	Maranello/TM/Vega	12	1:01.611	1.081	11	
11	454	Markus Rausch	DEU	Markus Rausch	DEU	ITE 11242 IDC11242	Maranello/TM/Vega	7	1:01.613	1.083	7	
12	434	Marcel Ernst	DEU	NB Motorsport	DEU	NKA25485 38954	Lenzokart/TM/Vega	10	1:01.765	1.235	1	
13	420	Nathalie Kreitz	DEU	VDB Kart Racing	DEU	ITE 14979 KBF10478	Birel ART/TM/Vega	12	1:01.945	1.415	9	
14	444	Lars Ossenbeck	DEU	ADAC Niedersachsen/Sachsen-Anhalt e.V.	DEU	ITE 38498 BIC38443	Maranello/TM/Vega	12	1:02.049	1.519	6	
15	430	Andreas Dresen	DEU	Maranello SRP Factory Team	DEU	ITC-C28031 KBF38275	Maranello/TM/Vega	12	1:02.158	1.628	10	
16	452	Erik Müller	DEU	Mach1 Motorsport	DEU	ITE 17884 BIC20651	Mach1/TM /Vega	10	1:02.212	1.682	5	
17	516	Gianina Prisching	AUT	BIREL ART RACING KSW	AUT	ITEjk2241 IBLBK102	BirelArt/TM /Vega	11	1:02.242	1.712	9	
18	414	Ken Algre	EST	Maranello SRP Factory Team	DEU	ITE26407 KBF38275	Maranello/TM /Vega	9	1:02.366	1.836	7	
19	468	Rick Hartmann	DEU	MSC -Langenfeld e.V. im ADAC Falcon Racing Team	NLD	ITD-C18598 12133007	Falcon/TM/Vega	11	1:02.404	1.874	10	
20	418	Noah Höß	DEU	Solgat Motorsport	DEU	ITE 19884 BIF42332	Birel ART/TM/Vega	11	1:02.489	1.959	10	
21	514	Jeffrey Fikse	NLD	Jeffrey Fikse	DEU	ITE40615 IDC40615	Maranello /TM/Vega	9	1:02.545	2.015	4	
22	406	Christian Breiter	DEU	ADAC Niersachsen/Sachsen-Anhalt e.V.	DEU	NKA16756 BIC38443	Maranello/TM/Vega	12	1:02.668	2.138	6	
23	422	Chris Vandebroek	DEU	VDB Kart Racing	DEU	ITE 10367 KBF10478	Birel ART/TM/Vega	12	1:02.814	2.284	6	
24	416	Jayden Gushiken	DEU	7L-Performance	DEU	NKA41655 KBF38668	Tony Kart /TM /Vega	12	1:03.088	2.558	4	
25	412	Ajdin Jatic	NLD	Falcon Racing Team	NLD	ITE52317 12131007	Falcon/TM/Vega	0			0	
26	424	Noah Kaltenbach	DEU	7L-Performance	DEU	ITE 41550 KBF38668	Tony Kart/TM /Vega	0			0	
27	485	Maximilian Spirkel	DEU	Dörr Motorsport	DEU	ITE33771 BIF38420	KRIAME/Vega	0			0	

Timekeeper  
M.Riehmers




Race Director  
H.Seidel



Page 1/1

These results are provisional until the conclusion of any judicial and technical matters!

Printed: 14.06.2024 / 14:57



INT. ADAC Kartrennen Wackersdorf

DSKC - KZ2

Pro Kart Raceland Wackersdorf 1,190 Km

Test-Session 3 even

14.06.2024 13:30

Practice started at 13:30:08

Lap	Time of Day	Lap Tm	Diff	S1 Tm	S2 Tm	S3 Tm
<b>(428) Lukas Reiböck</b>						
1	13:32:35.103	1:02.655	+2.125	22.784	21.381	18.490
2	13:33:36.685	1:01.582	+1.052	22.394	21.107	18.081
3	13:34:38.333	1:01.648	+1.118	22.456	21.230	17.962
4	13:35:39.310	1:00.977	+0.447	22.152	20.813	18.012
5	13:36:41.625	1:02.315	+1.785	22.416	21.467	18.432
6	13:37:42.155	1:00.530		21.834	20.696	18.000
7	13:38:43.084	1:00.929	+0.399	21.700	21.060	18.169
8	13:39:45.821	1:02.737	+2.207	23.842	20.876	18.019
9	13:40:46.498	1:00.677	+0.147	21.903	20.789	17.985
10	13:41:47.484	1:00.986	+0.456	21.750	21.098	18.138
11	13:42:50.808	1:03.324	+2.794	22.184	21.387	19.753
<b>(466) Maximilian Schreyer</b>						
1	13:32:24.371	1:02.212	+1.369	22.405	21.623	18.184
2	13:33:25.953	1:01.582	+0.739	22.206	21.366	18.010
3	13:34:27.874	1:01.921	+1.078	22.168	21.501	18.252
4	13:35:29.459	1:01.585	+0.742	22.145	21.075	18.365
5	13:36:31.363	1:01.904	+1.061	22.058	21.199	18.647
6	13:38:22.508	1:51.145	+50.302	1:11.987	21.038	18.120
7	13:39:23.351	1:00.843		21.862	20.993	17.988
8	13:40:24.911	1:01.560	+0.717	21.818	21.445	18.297
9	13:41:26.552	1:01.641	+0.798	22.018	21.347	18.276
10	13:42:27.585	1:01.033	+0.190	21.752	21.020	18.261
11	13:43:28.743	1:01.158	+0.315	21.861	21.186	18.111
12	13:44:31.794	1:03.051	+2.208	22.353	21.045	19.653
<b>(440) Enzo Bol</b>						
1	13:32:22.193	1:03.458	+2.594	22.755	21.747	18.956
2	13:33:27.041	1:04.848	+3.984	22.236	23.998	18.614
3	13:34:28.577	1:01.536	+0.672	22.184	21.373	17.979
4	13:35:30.809	1:02.232	+1.368	21.790	21.323	19.119
5	13:36:37.801	1:06.992	+6.128	22.530	25.358	19.104
6	13:38:52.953	2:15.152	+1:14.288	1:35.216	21.850	18.086
7	13:39:54.122	1:01.169	+0.305	21.562	21.301	18.306
8	13:40:55.380	1:01.258	+0.394	21.981	21.153	18.124
9	13:41:56.344	1:00.964	+0.100	21.722	21.071	18.171
10	13:42:57.208	1:00.864		21.715	21.104	18.045
11	13:44:01.115	1:03.907	+3.043	22.482	21.800	19.625
<b>(436) Cedric Malk</b>						
1	13:32:38.703	1:04.045	+3.175	23.444	21.783	18.818
2	13:33:41.129	1:02.426	+1.556	22.515	21.787	18.124
3	13:34:42.520	1:01.391	+0.521	22.049	21.118	18.224
4	13:35:44.200	1:01.680	+0.810	22.020	21.432	18.228
5	13:36:45.420	1:01.220	+0.350	21.846	21.218	18.156
6	13:37:46.933	1:01.513	+0.643	21.931	21.473	18.109
7	13:38:47.839	1:00.906	+0.036	21.801	21.218	17.887
8	13:39:48.709	1:00.870		21.734	21.017	18.119
9	13:40:50.180	1:01.471	+0.601	22.264	21.198	18.009
10	13:41:57.418	1:07.238	+6.368	27.034	22.171	18.033
11	13:42:58.612	1:01.194	+0.324	21.636	21.141	18.417
12	13:44:00.658	1:02.046	+1.176	21.879	21.226	18.941
<b>(426) Slep Kuypers</b>						
1	13:32:16.451	1:02.043	+1.032	22.401	21.460	18.182
2	13:33:18.256	1:01.805	+0.794	22.360	21.338	18.107
3	13:34:20.030	1:01.774	+0.763	22.065	21.464	18.245
4	13:35:23.398	1:03.368	+2.357	22.263	21.381	19.724
5	13:37:48.622	2:25.224	+1:24.213	1:46.107	20.993	18.124
6	13:38:49.807	1:01.185	+0.174	22.073	20.964	18.148
7	13:39:50.818	1:01.011		21.891	21.070	18.050
8	13:40:51.857	1:01.039	+0.028	22.075	20.965	17.999
9	13:41:53.892	1:02.035	+1.024	22.481	21.296	18.258
10	13:42:55.525	1:01.633	+0.622	22.409	21.316	17.908
11	13:43:56.557	1:01.032	+0.021	21.888	21.137	18.007
12	13:44:59.937	1:03.380	+2.369	22.542	21.471	19.367
<b>(502) Louis Binder</b>						
1	13:32:29.063	1:03.262	+2.246	23.172	21.903	18.187
2	13:33:31.462	1:02.399	+1.383	22.446	21.476	18.477
3	13:34:34.818	1:03.356	+2.340	22.995	21.944	18.417
4	13:35:37.835	1:03.017	+2.001	22.775	22.046	18.196

Lap	Time of Day	Lap Tm	Diff	S1 Tm	S2 Tm	S3 Tm
5	13:36:39.773	1:01.938	+0.922	22.323	21.547	18.068
6	13:37:41.274	1:01.501	+0.485	22.302	21.016	18.183
7	13:38:42.691	1:01.417	+0.401	22.213	21.152	18.052
8	13:39:45.190	1:02.499	+1.483	22.171	20.987	19.341
9	13:41:42.783	1:57.593	+56.577	1:18.508	21.144	17.941
10	13:42:43.799	1:01.016		22.064	20.945	18.007
11	13:43:45.157	1:01.358	+0.342	22.069	21.329	17.960
12	13:44:49.218	1:04.061	+3.045	22.907	21.212	19.942
<b>(512) Oskar Steinbach</b>						
1	13:32:23.464	1:04.454	+3.202	22.705	21.726	20.023
2	13:34:04.939	1:41.475	+40.223	1:01.006	21.317	19.152
3	13:35:37.663	1:32.724	+31.472	52.855	21.700	18.169
4	13:36:39.325	1:01.662	+0.410	22.025	21.611	18.026
5	13:37:40.734	1:01.409	+0.157	22.097	21.216	18.096
6	13:38:42.103	1:01.369	+0.117	22.048	21.231	18.090
7	13:39:45.629	1:03.526	+2.274	22.124	21.929	19.473
8	13:41:48.542	2:02.913	+1:01.661	1:23.467	21.290	18.156
9	13:42:49.794	1:01.252		22.030	21.182	18.040
10	13:43:51.203	1:01.409	+0.157	21.911	21.426	18.072
11	13:44:54.173	1:02.970	+1.718	22.070	21.248	19.652
<b>(410) Maurice Schenck</b>						
1	13:32:39.194	1:05.042	+3.775	23.761	22.115	19.166
2	13:33:42.695	1:03.501	+2.234	22.944	22.098	18.459
3	13:34:44.960	1:02.265	+0.998	22.497	21.298	18.470
4	13:35:47.428	1:02.468	+1.201	23.229	20.901	18.338
5	13:36:49.884	1:02.456	+1.189	22.479	21.393	18.584
6	13:37:53.056	1:03.172	+1.905	22.458	21.274	19.440
7	13:40:15.739	2:22.683	+1:21.416	1:43.306	21.260	18.117
8	13:41:17.006	1:01.267		22.191	21.036	18.040
9	13:42:18.673	1:01.667	+0.400	22.351	20.994	18.322
10	13:43:20.196	1:01.523	+0.256	22.165	20.916	18.442
11	13:44:25.718	1:05.522	+4.255	23.536	20.945	21.041
<b>(408) Florian Breitenbach</b>						
1	13:32:41.408	1:03.131	+1.742	22.600	22.010	18.521
2	13:33:43.280	1:01.872	+0.483	22.338	21.278	18.256
3	13:34:45.453	1:02.173	+0.784	22.592	21.393	18.188
4	13:35:47.593	1:02.140	+0.751	22.268	21.632	18.240
5	13:36:51.250	1:03.657	+2.268	22.536	21.717	19.404
6	13:39:05.177	2:19.927	+1:12.538	1:34.593	22.057	21.190
7	13:40:06.566	1:01.389		22.593	21.214	18.118
8	13:41:09.940	1:03.374	+1.985	22.567	22.324	18.483
9	13:42:11.986	1:02.046	+0.657	22.169	21.385	18.492
10	13:43:13.935	1:01.949	+0.560	22.226	21.340	18.383
11	13:44:18.807	1:04.872	+3.483	22.531	21.623	20.718
<b>(442) Maximilian Schleimer</b>						
1	13:32:26.374	1:03.639	+2.028	22.679	22.119	18.841
2	13:33:28.784	1:02.410	+0.799	22.355	21.618	18.437
3	13:34:30.969	1:02.185	+0.574	22.363	21.545	18.277
4	13:35:32.883	1:01.914	+0.303	22.363	21.122	18.429
5	13:36:35.045	1:02.162	+0.551	22.219	21.544	18.399
6	13:37:38.800	1:03.755	+2.144	22.664	21.411	19.680
7	13:39:53.716	2:14.916	+1:13.305	1:35.516	20.918	18.482
8	13:40:55.558	1:01.842	+0.231	21.869	21.394	18.579
9	13:41:57.680	1:02.122	+0.511	22.196	21.409	18.517
10	13:42:59.737	1:02.057	+0.446	22.038	21.784	18.235
11	13:44:01.348	1:01.511		21.977	21.284	18.350
12	13:45:04.160	1:02.812	+1.201	21.921	21.333	19.558
<b>(454) Markus Rausch</b>						
1	13:32:42.766	1:03.120	+1.507	23.087	21.726	18.307
2	13:33:45.790	1:03.024	+1.411	23.222	21.730	18.072
3	13:34:48.631	1:02.841	+1.228	22.540	21.891	18.410
4	13:35:51.637	1:03.006	+1.393	23.332	21.579	18.095
5	13:36:54.099	1:02.462	+0.849	22.530	21.870	18.062
6	13:37:56.975	1:01.876	+0.263	22.188	21.204	18.484
7	13:38:57.588	1:01.513		22.193	21.211	18.209
<b>(434) Marcel Ernst</b>						
1	13:32:22.369	1:01.765		22.283	21.051	18.431
2	13:33:24.696	1:02.327	+0.562	22.600	21.548	18.179

Orbits



INT. ADAC Kartrennen Wackersdorf

DSKC - KZ2

Pro Kart Raceland Wackersdorf 1,190 Km

Test-Session 3 even

14.06.2024 13:30

Practice started at 13:30:08

Lap	Time of Day	Lap Tm	Diff	S1 Tm	S2 Tm	S3 Tm
3	13:34:26.760	1:02.064	+0.299	22.239	21.131	18.694
4	13:35:28.535	1:01.775	+0.010	22.159	21.150	18.466
5	13:36:31.415	1:02.880	+1.115	22.420	22.224	18.236
6	13:37:34.174	1:02.769	+0.994	22.104	21.247	19.408
7	13:40:09.379	2:35.205	+1:33.440	1:55.394	21.238	18.573
8	13:41:11.773	1:02.394	+0.629	22.082	21.696	18.616
9	13:42:13.875	1:02.102	+0.337	22.181	21.617	18.304
10	13:43:59.436	1:45.561	+43.796	2:19.46	1:00.546	23.069

(420) Nathalie Kreitz

1	13:32:43.764	1:10.133	+8.188	23.874	22.193	24.066
2	13:33:47.552	1:03.788	+1.843	23.878	21.504	18.406
3	13:34:50.893	1:03.341	+1.396	23.154	21.718	18.469
4	13:35:53.449	1:02.556	+0.611	22.917	21.306	18.333
5	13:36:56.336	1:02.887	+0.942	22.639	21.771	18.477
6	13:37:59.156	1:02.820	+0.875	22.985	21.352	18.483
7	13:39:01.535	1:02.379	+0.434	22.428	21.658	18.293
8	13:40:04.083	1:02.548	+0.603	22.577	21.759	18.212
9	13:41:06.028	1:01.945		22.508	21.158	18.279
10	13:42:08.022	1:01.994	+0.049	22.230	21.443	18.321
11	13:43:10.055	1:02.033	+0.088	22.384	21.306	18.343
12	13:44:17.764	1:07.709	+5.764	22.985	23.043	21.681

(444) Lars Ossenbeck

1	13:32:33.256	1:02.715	+0.666	22.697	21.199	18.819
2	13:33:37.194	1:03.938	+1.889	23.428	21.347	19.163
3	13:34:40.712	1:03.518	+1.469	23.315	21.489	18.714
4	13:35:43.259	1:02.547	+0.498	22.535	21.272	18.740
5	13:36:46.205	1:02.946	+0.897	22.395	21.877	18.674
6	13:37:48.254	1:02.049		22.190	21.299	18.560
7	13:38:51.381	1:03.127	+1.078	22.989	21.444	18.694
8	13:39:54.374	1:02.993	+0.944	22.437	21.316	19.240
9	13:40:57.177	1:02.803	+0.754	22.743	21.366	18.694
10	13:42:00.192	1:03.015	+0.966	22.717	21.531	18.767
11	13:43:02.794	1:02.602	+0.553	22.568	21.413	18.621
12	13:44:07.234	1:04.440	+2.391	22.308	21.293	20.839

(430) Andreas Dresen

1	13:32:31.285	1:05.828	+3.670	24.140	21.678	20.010
2	13:33:35.355	1:04.070	+1.912	23.220	21.683	19.167
3	13:34:39.508	1:04.153	+1.995	23.761	22.014	18.378
4	13:35:43.878	1:02.370	+0.212	22.490	21.445	18.435
5	13:36:44.572	1:02.694	+0.536	22.387	21.701	18.606
6	13:37:48.016	1:03.444	+1.286	22.782	21.968	18.694
7	13:38:51.570	1:06.554	+4.396	24.433	23.492	18.629
8	13:39:56.889	1:02.319	+0.161	22.209	21.665	18.445
9	13:40:59.443	1:02.554	+0.396	22.499	21.343	18.712
10	13:42:01.601	1:02.158		22.201	21.244	18.713
11	13:43:03.893	1:02.292	+0.134	22.168	21.366	18.758
12	13:44:10.143	1:06.250	+4.092	22.691	22.033	21.526

(452) Erik Müller

1	13:32:28.469	1:03.419	+1.207	23.102	21.830	18.487
2	13:33:31.167	1:02.698	+0.486	22.738	21.546	18.414
3	13:34:37.005	1:05.838	+3.626	22.784	22.476	20.578
4	13:38:23.529	3:46.524	+2:44.312	3:06.796	21.562	18.166
5	13:39:25.741	1:02.212		22.592	21.256	18.364
6	13:40:28.171	1:02.430	+0.218	22.457	21.538	18.435
7	13:41:30.800	1:02.629	+0.417	22.527	21.655	18.447
8	13:42:33.686	1:02.886	+0.674	22.769	21.587	18.530
9	13:43:36.451	1:02.765	+0.553	22.353	21.790	18.622
10	13:44:41.661	1:05.210	+2.998	22.645	22.032	20.533

(516) Gianina Prisching

1	13:32:39.014	1:05.912	+3.670	24.176	22.433	19.303
2	13:33:42.989	1:03.975	+1.733	22.810	22.282	18.883
3	13:34:46.446	1:03.457	+1.215	22.602	22.288	18.567
4	13:35:49.073	1:02.627	+0.385	22.594	21.701	18.332
5	13:36:52.414	1:03.341	+1.099	22.358	22.002	18.981
6	13:38:29.839	1:37.425	+35.183	57.275	21.677	18.473
7	13:39:32.661	1:02.822	+0.580	22.319	21.581	18.922
8	13:40:35.604	1:02.943	+0.701	22.398	21.953	18.592
9	13:41:37.846	1:02.242		22.296	21.501	18.445
10	13:42:40.360	1:02.514	+0.272	22.200	21.849	18.465

Lap	Time of Day	Lap Tm	Diff	S1 Tm	S2 Tm	S3 Tm
11	13:44:34.446	1:54.086	+51.844	22.986	1:10.005	21.095

(414) Ken Algre

1	13:36:28.607	1:05.748	+3.382	24.543	22.276	18.929
2	13:37:35.059	1:06.452	+4.086	25.632	21.585	19.235
3	13:38:38.171	1:03.112	+0.746	22.702	21.878	18.532
4	13:39:41.118	1:02.947	+0.581	22.406	21.954	18.587
5	13:40:44.176	1:03.058	+0.692	22.617	21.901	18.540
6	13:41:46.549	1:02.373	+0.007	22.325	21.452	18.596
7	13:42:48.915	1:02.366		22.344	21.678	18.344
8	13:43:52.325	1:03.410	+1.044	23.094	21.788	18.528
9	13:44:56.542	1:04.217	+1.851	22.650	21.620	19.947

(468) Rick Hartmann

1	13:32:36.496	1:03.904	+1.500	23.184	22.095	18.625
2	13:33:39.229	1:02.733	+0.329	22.450	21.972	18.311
3	13:34:43.694	1:04.465	+2.061	22.621	21.857	19.987
4	13:36:59.950	2:16.256	+1:13.852	1:35.746	22.021	18.489
5	13:38:02.549	1:02.599	+0.195	22.529	21.838	18.232
6	13:39:05.578	1:03.029	+0.625	22.431	21.653	18.945
7	13:40:08.568	1:02.990	+0.586	22.975	21.522	18.493
8	13:41:11.920	1:03.352	+0.948	22.510	22.291	18.551
9	13:42:14.784	1:02.864	+0.460	22.715	21.637	18.512
10	13:43:17.188	1:02.404		22.600	21.533	18.271
11	13:44:23.288	1:06.100	+3.696	22.443	22.150	21.507

(418) Noah Höß

1	13:32:51.678	1:06.651	+4.162	24.256	22.908	19.487
2	13:33:56.469	1:04.791	+2.302	23.418	22.222	19.151
3	13:35:00.469	1:04.000	+1.511	23.343	22.153	18.504
4	13:36:03.694	1:03.225	+0.736	22.829	21.960	18.436
5	13:37:06.588	1:02.894	+0.405	22.748	21.686	18.460
6	13:38:10.127	1:03.539	+1.050	23.496	21.784	18.259
7	13:39:12.954	1:02.827	+0.338	22.902	21.638	18.287
8	13:40:16.296	1:03.342	+0.853	22.989	21.972	18.381
9	13:41:19.082	1:02.786	+0.297	22.945	21.533	18.308
10	13:42:21.571	1:02.489		22.480	21.578	18.431
11	13:43:25.418	1:03.847	+1.358	22.518	21.701	19.628

(514) Jeffrey Fikse

1	13:36:12.268	1:03.650	+1.105	22.970	21.922	18.758
2	13:37:15.567	1:03.299	+0.754	22.891	21.744	18.664
3	13:38:18.276	1:02.709	+0.164	22.390	21.500	18.819
4	13:39:20.821	1:02.545		22.400	21.572	18.573
5	13:40:23.967	1:03.146	+0.601	22.499	21.760	18.887
6	13:41:26.685	1:02.718	+0.173	22.535	21.390	18.793
7	13:42:30.323	1:03.638	+1.093	23.329	21.610	18.699
8	13:43:33.561	1:03.238	+0.693	22.539	22.147	18.552
9	13:44:40.377	1:06.816	+4.271	24.501	22.100	20.215

(406) Christian Breiter

1	13:32:42.061	1:07.835	+5.167	25.844	22.632	19.359
2	13:33:47.262	1:05.201	+2.533	24.653	21.779	18.769
3	13:34:52.015	1:04.753	+2.085	23.919	21.844	18.990
4	13:35:55.578	1:03.563	+0.895	23.151	21.668	18.744
5	13:36:58.783	1:03.205	+0.537	22.971	21.767	18.467
6	13:38:01.451	1:02.668		22.708	21.573	18.387
7	13:39:04.486	1:03.035	+0.367	23.001	21.529	18.505
8	13:40:09.080	1:04.594	+1.926	23.628	22.222	18.744
9	13:41:12.745	1:03.665	+0.997	23.342	21.760	18.563
10	13:42:15.881	1:03.136	+0.468	23.070	21.317	18.749
11	13:43:19.961	1:04.080	+1.412	22.975	22.204	18.901
12	13:44:27.279	1:07.318	+4.650	24.317	21.773	21.228

(422) Chris Vandebroek

1	13:32:40.343	1:05.060	+2.246	24.331	22.178	18.551
2	13:33:44.530	1:04.187	+1.373	23.776	21.888	18.523
3	13:34:48.360	1:03.820	+1.006	23.475	21.946	18.399
4	13:35:52.163	1:03.813	+0.999	23.095	22.330	18.388
5	13:36:55.024	1:02.861	+0.047	22.464	21.880	18.517
6	13:37:57.838	1:02.814		22.585	21.787	18.442
7	13:39:00.722	1:02.884	+0.070	22.432	21.728	18.724
8	13:40:07.011	1:06.289	+3.475	25.432	22.096	18.761
9	13:41:10.147	1:03.136	+0.322	22.446	22.383	18.307

Orbits



INT. ADAC Kartrennen Wackersdorf

DSKC - KZ2

Pro Kart Raceland Wackersdorf 1,190 Km

Test-Session 3 even

14.06.2024 13:30

Practice started at 13:30:08

Lap	Time of Day	Lap Tm	Diff	S1 Tm	S2 Tm	S3 Tm	Lap	Time of Day	Lap Tm	Diff	S1 Tm	S2 Tm	S3 Tm
10	13:42:15.513	<b>1:05.366</b>	+2.552	23.556	22.859	18.951							
11	13:43:18.888	<b>1:03.375</b>	+0.561	<b>22.370</b>	22.433	18.572							
12	13:44:24.394	<b>1:05.506</b>	+2.692	22.780	22.226	20.500							

(416) Jayden Gushiken

1	13:32:37.838	<b>1:05.848</b>	+2.760	24.834	22.048	18.966
2	13:33:43.831	<b>1:05.993</b>	+2.905	23.243	23.072	19.678
3	13:34:47.854	<b>1:04.023</b>	+0.935	23.284	21.981	18.758
4	13:35:50.942	<b>1:03.088</b>		22.628	21.935	18.525
5	13:36:55.528	<b>1:04.586</b>	+1.498	22.956	22.763	18.867
6	13:37:58.956	<b>1:03.428</b>	+0.340	22.947	22.045	18.436
7	13:39:02.894	<b>1:03.938</b>	+0.850	23.421	22.038	18.479
8	13:40:06.282	<b>1:03.388</b>	+0.300	22.644	22.369	<b>18.375</b>
9	13:41:09.391	<b>1:03.109</b>	+0.021	22.665	21.822	18.622
10	13:42:12.918	<b>1:03.527</b>	+0.439	<b>22.361</b>	22.264	18.902
11	13:43:19.506	<b>1:06.588</b>	+3.500	22.796	25.088	18.704
12	13:44:24.957	<b>1:05.451</b>	+2.363	22.732	<b>21.794</b>	20.925





### DSKC - KZ2

### Test-Session 3 odd

Track length: 1.190 Km  
Session Started: 13:50:05  
Best Lap by: 423 - Claudia Henning - 1:00.470

Rank	#	Driver	Nat	Sponsor Entrant	Nat	License E-License	Make	laps	Best Lap	Diff	In Lap	Penalty
1	423	Claudia Henning	DEU	Henning Claudia	DEU	ITE11645 IDC11645	Birel ART/TM/Vega	12	1:00.470		12	
2	507	Jeroen Bos	NLD	SP Motorsport	NLD	ITE21799 IBL47253	KR/TM Racing/Vega	11	1:00.568	0.098	11	
3	407	Anders Elkjaer	DNK	Maranello SRP Factory Team	DEU	ITE902 KBF38275	Maranello/TM/Vega	12	1:00.839	0.369	9	
4	415	Rouven Wiik	DEU	Mach1 Motorsport	DEU	ITE35449 KBF39310	Mach1/TM/Vega	9	1:00.906	0.436	7	
5	477	Dion van Werven	NLD	Wilfred van Werven	NLD	ITE49844 EL50365	CRG/TM/Vega	12	1:01.411	0.941	10	
6	431	Simon Rechenmacher	DEU	TB Racing Team	DEU	ITE 38327 KBF38262	KR/TM/Vega	11	1:01.631	1.161	7	
7	509	Domantas Knyva	LTU	Dream 2 Drive	LTU	IABS2024-ITE/016 IBL2024-KL/09	Formula K/TM/Vega	13	1:01.720	1.250	7	
8	429	Adrian Martinz	AUT	BIREL ART RACING KSW	AUT	ITEJK2072 IBLBK 102	Birel ART/TM/Vega	13	1:01.798	1.328	7	
9	505	Luca Colella	DEU	APEX Performance Racing Team	DEU	ITE21369 KBF38438	Maranello/TM/Vega	10	1:01.807	1.337	8	
10	511	Mario Lauer	DEU	NEES RACING	DEU	ITG25003 KBF38362	Maranello/TM/Vega	13	1:01.994	1.524	9	
11	427	Emma Felbermayr	AUT	TB Racing Team	DEU	ITEJK2003 KBF38262	KR/TM/Vega	11	1:02.136	1.666	11	
12	515	Edgaras Kelmas	LTU	Paske Racing	LTU	ITE2024-ITE/003 IBL2024-KL/05	Maranello/TM /Vega	4	1:02.190	1.720	4	
13	513	Edoardo Mormorelli	ITA	Maranello SRP Factory Team	DEU	ITE499685 BIC38275	Maranello/TM/Vega	12	1:02.464	1.994	8	
14	433	Alexander Richter	DEU	Team NKS	DEU	ITE 42057 BIC29153	DR/Modena/Vega	12	1:02.525	2.055	10	
15	411	Philipp Salzmann	DEU	TB Racing Team	DEU	ITE40074 KBF38262	KR/TM/Vega	11	1:02.612	2.142	11	
16	455	Tim Schott	DEU	TB Racing Team	DEU	NKA16563 KBF38262	KR/TM/Vega	2	1:02.829	2.359	2	
17	425	Noah Gounot	DEU	Solgat Motorsport	DEU	NKA30555 KBF42332	Birel ART/TM/Vega	11	1:02.973	2.503	9	
18	409	Lovasz Balint	HUN	VIA-SPEED KFT	HUN	ITE6627 IBL542	Croc Promotion/TM/Vega	8	1:05.630	5.160	6	
19	437	Felix Wischlitzki	DEU	ADAC Mittelrhein e.V. RMW Motorsport	DEU	ITE 15497 BIC39010	Tony-Kart/TM/Vega	2	1:06.977	6.507	1	
20	413	Nikolas Roos	ZAF	CRG Holland	NLD	ITE06601 IBL15521	CRG/TM/Vega	0			0	
21	417	Emanuel Mai	DEU	Solgat Motorsport	DEU	ITE 16484 KBF42332	Birel ART/TM/Vega	0			0	
22	419	Dominik Reuters	DEU	Dörr Motorsport	DEU	ITE 14038 BIF38420	KR/IAME/Vega	0			0	
23	485	Maximilian Spirk	DEU	Dörr Motorsport	DEU	ITE33771 BIF38420	KR/IAME/Vega	0			0	


Timekeeper  
M.Riehmers

Race Director  
H.Seidel

Page 1/1

These results are provisional until the conclusion of any judicial and technical matters!

Printed: 14.06.2024 / 14:59



INT. ADAC Kartrennen Wackersdorf

DSKC - KZ2

Pro Kart Raceland Wackersdorf 1,190 Km

Test-Session 3 odd

14.06.2024 13:50

Practice (15:00 Time) started at 13:50:05

Lap	Time of Day	Lap Tm	Diff	S1 Tm	S2 Tm	S3 Tm
<b>(423) Claudia Henning</b>						
1	13:52:15.627	<b>1:01.488</b>	+1.018	22.081	21.016	18.391
2	13:53:17.004	<b>1:01.377</b>	+0.907	22.152	21.123	18.102
3	13:54:18.164	<b>1:01.160</b>	+0.690	22.039	20.937	18.184
4	13:55:19.273	<b>1:01.109</b>	+0.639	22.024	21.039	18.046
5	13:56:20.450	<b>1:01.177</b>	+0.707	22.089	21.087	18.001
6	13:57:21.237	<b>1:00.787</b>	+0.317	22.092	20.885	<b>17.810</b>
7	13:58:33.425	<b>1:12.188</b>	+11.718	23.564	25.075	23.549
8	14:00:37.080	<b>2:03.655</b>	+1:31.185	1:24.456	21.247	17.952
9	14:01:39.876	<b>1:02.796</b>	+2.326	22.283	22.430	18.083
10	14:02:40.872	<b>1:00.996</b>	+0.526	21.989	21.129	17.878
11	14:03:45.996	<b>1:05.124</b>	+4.654	26.088	21.026	18.010
12	14:04:46.466	<b>1:00.470</b>		<b>21.770</b>	<b>20.887</b>	17.863

Lap	Time of Day	Lap Tm	Diff	S1 Tm	S2 Tm	S3 Tm
7	14:00:19.412	<b>1:01.631</b>		22.109	<b>21.412</b>	<b>18.110</b>
8	14:01:21.889	<b>1:02.477</b>	+0.846	22.141	21.736	18.600
9	14:02:23.609	<b>1:01.720</b>	+0.089	22.007	21.437	18.276
10	14:03:30.941	<b>1:07.332</b>	+5.701	<b>21.856</b>	21.423	24.053
11	14:04:37.033	<b>1:06.092</b>	+4.461	24.090	22.061	19.941
<b>(509) Domantas Knyva</b>						
1	13:52:19.346	<b>1:03.844</b>	+2.124	23.575	21.467	18.802
2	13:53:22.516	<b>1:03.170</b>	+1.450	22.827	21.613	18.730
3	13:54:25.520	<b>1:03.004</b>	+1.284	22.912	21.541	18.551
4	13:55:28.931	<b>1:03.411</b>	+1.691	23.208	21.588	18.615
5	13:56:31.607	<b>1:02.676</b>	+0.956	22.549	21.635	18.492
6	13:57:34.040	<b>1:02.433</b>	+0.713	22.296	21.634	18.503
7	13:58:35.760	<b>1:01.720</b>		<b>22.001</b>	21.326	18.393
8	13:59:37.925	<b>1:02.165</b>	+0.445	22.186	21.298	18.681
9	14:00:39.690	<b>1:01.765</b>	+0.045	22.194	<b>21.145</b>	18.426
10	14:01:41.462	<b>1:01.772</b>	+0.052	22.011	21.408	18.353
11	14:02:43.437	<b>1:01.975</b>	+0.255	22.142	21.525	<b>18.308</b>
12	14:03:46.443	<b>1:03.006</b>	+1.286	22.370	21.987	18.649
13	14:04:48.939	<b>1:02.496</b>	+0.776	22.447	21.383	18.666

Lap	Time of Day	Lap Tm	Diff	S1 Tm	S2 Tm	S3 Tm
<b>(507) Jeroen Bos</b>						
1	13:52:25.085	<b>1:02.733</b>	+2.165	23.159	21.340	18.234
2	13:53:27.201	<b>1:02.116</b>	+1.548	22.440	21.465	18.211
3	13:54:31.145	<b>1:03.944</b>	+3.376	22.425	21.542	19.977
4	13:55:03.375	<b>2:32.230</b>	+1:31.662	1:52.705	21.305	18.220
5	13:58:04.648	<b>1:01.273</b>	+0.705	22.122	20.945	18.206
6	13:59:06.570	<b>1:01.922</b>	+1.354	22.334	21.364	18.224
7	14:00:07.523	<b>1:00.953</b>	+0.385	21.951	20.914	<b>18.088</b>
8	14:01:08.476	<b>1:00.953</b>	+0.385	21.972	20.846	18.135
9	14:02:09.547	<b>1:01.071</b>	+0.503	<b>21.754</b>	21.164	18.153
10	14:03:10.968	<b>1:01.421</b>	+0.853	22.027	21.119	18.275
11	14:04:11.536	<b>1:00.568</b>		21.807	<b>20.660</b>	18.101

Lap	Time of Day	Lap Tm	Diff	S1 Tm	S2 Tm	S3 Tm
<b>(429) Adrian Martinz</b>						
1	13:52:25.830	<b>1:04.222</b>	+2.424	23.133	22.043	19.046
2	13:53:29.888	<b>1:04.058</b>	+2.260	23.300	21.730	19.028
3	13:54:34.063	<b>1:04.175</b>	+2.377	22.872	22.721	18.582
4	13:55:36.767	<b>1:02.704</b>	+0.906	22.377	21.438	18.889
5	13:56:39.208	<b>1:02.441</b>	+0.643	22.455	21.571	18.415
6	13:57:41.928	<b>1:02.720</b>	+0.922	22.744	21.441	18.535
7	13:58:43.726	<b>1:01.798</b>		<b>22.091</b>	21.444	18.263
8	13:59:46.608	<b>1:02.882</b>	+1.084	22.729	21.370	18.783
9	14:00:48.889	<b>1:02.281</b>	+0.483	22.393	21.626	<b>18.262</b>
10	14:01:51.721	<b>1:02.832</b>	+1.034	22.350	21.929	18.553
11	14:02:54.049	<b>1:02.328</b>	+0.530	22.496	21.346	18.486
12	14:03:55.972	<b>1:01.923</b>	+0.125	22.250	<b>21.185</b>	18.488
13	14:04:57.991	<b>1:02.019</b>	+0.221	22.114	21.448	18.457

Lap	Time of Day	Lap Tm	Diff	S1 Tm	S2 Tm	S3 Tm
<b>(407) Anders Elkjaer</b>						
1	13:52:22.770	<b>1:01.821</b>	+0.982	22.140	21.223	18.458
2	13:53:24.482	<b>1:01.712</b>	+0.873	22.373	21.103	18.236
3	13:54:25.963	<b>1:01.471</b>	+0.632	22.208	21.126	18.137
4	13:55:27.502	<b>1:01.549</b>	+0.710	22.350	20.966	18.233
5	13:56:28.712	<b>1:01.210</b>	+0.371	22.164	20.821	18.225
6	13:57:30.162	<b>1:01.450</b>	+0.611	22.073	21.029	18.348
7	13:58:32.884	<b>1:02.722</b>	+1.883	22.138	20.957	19.627
8	14:00:49.234	<b>2:16.350</b>	+1:15.511	1:37.518	20.828	<b>18.004</b>
9	14:01:50.073	<b>1:00.839</b>		<b>21.869</b>	20.919	18.051
10	14:02:51.045	<b>1:00.972</b>	+0.133	21.909	<b>20.747</b>	18.316
11	14:03:52.257	<b>1:01.212</b>	+0.373	21.981	21.012	18.219
12	14:04:53.419	<b>1:01.162</b>	+0.323	21.882	20.957	18.323

Lap	Time of Day	Lap Tm	Diff	S1 Tm	S2 Tm	S3 Tm
<b>(505) Luca Colella</b>						
1	13:52:27.866	<b>1:03.512</b>	+1.705	23.243	21.732	18.537
2	13:53:30.900	<b>1:03.034</b>	+1.227	22.676	21.735	18.623
3	13:54:36.217	<b>1:05.317</b>	+3.510	23.355	22.897	19.051
4	13:55:39.735	<b>1:03.518</b>	+1.711	22.356	22.179	18.983
5	13:56:43.167	<b>1:03.432</b>	+1.625	22.843	21.708	18.881
6	13:57:46.665	<b>1:03.498</b>	+1.691	22.736	21.703	19.059
7	14:00:21.478	<b>2:34.813</b>	+1:33.006	1:55.114	<b>21.024</b>	18.675
8	14:01:23.285	<b>1:01.807</b>		<b>22.157</b>	21.136	<b>18.514</b>
9	14:02:25.767	<b>1:02.482</b>	+0.675	22.271	21.446	18.765
10	14:03:28.902	<b>1:03.135</b>	+1.328	22.499	21.710	18.926

Lap	Time of Day	Lap Tm	Diff	S1 Tm	S2 Tm	S3 Tm
<b>(415) Rouven Wilk</b>						
1	13:52:27.214	<b>1:03.191</b>	+2.285	22.761	21.813	18.617
2	13:53:30.255	<b>1:03.041</b>	+2.135	22.517	21.697	18.827
3	13:54:33.412	<b>1:03.157</b>	+2.251	22.734	22.098	18.325
4	13:55:34.880	<b>1:01.468</b>	+0.562	21.930	21.395	18.143
5	13:56:36.872	<b>1:01.992</b>	+1.086	21.648	<b>21.215</b>	19.129
6	14:01:15.406	<b>4:38.534</b>	+3:37.628	3:58.643	21.736	18.155
7	14:02:16.312	<b>1:00.905</b>		<b>21.573</b>	21.215	18.118
8	14:03:17.301	<b>1:00.989</b>	+0.083	21.769	21.288	<b>17.932</b>
9	14:04:18.499	<b>1:01.198</b>	+0.292	21.678	21.367	18.153

Lap	Time of Day	Lap Tm	Diff	S1 Tm	S2 Tm	S3 Tm
<b>(511) Mario Lauer</b>						
1	13:52:31.040	<b>1:03.998</b>	+2.004	23.153	21.921	18.924
2	13:53:35.283	<b>1:04.243</b>	+2.249	23.876	21.941	18.426
3	13:54:38.905	<b>1:03.622</b>	+1.628	22.847	22.213	18.562
4	13:55:42.435	<b>1:03.530</b>	+1.536	22.590	21.939	19.001
5	13:56:45.653	<b>1:03.218</b>	+1.224	22.972	21.745	18.501
6	13:57:50.053	<b>1:04.400</b>	+2.406	22.792	23.037	18.571
7	13:58:53.164	<b>1:03.111</b>	+1.117	22.521	21.999	18.591
8	13:59:55.927	<b>1:02.763</b>	+0.769	22.646	21.637	18.480
9	14:00:57.921	<b>1:01.994</b>		22.268	<b>21.336</b>	18.390
10	14:02:00.404	<b>1:02.483</b>	+0.489	22.206	21.913	18.364
11	14:03:02.443	<b>1:02.039</b>	+0.045	<b>22.164</b>	21.595	<b>18.280</b>
12	14:04:04.769	<b>1:02.326</b>	+0.332	22.354	21.644	18.328
13	14:05:09.215	<b>1:04.446</b>	+2.452	22.343	21.781	20.322

Lap	Time of Day	Lap Tm	Diff	S1 Tm	S2 Tm	S3 Tm
<b>(477) Dion van Werven</b>						
1	13:52:17.922	<b>1:04.293</b>	+2.882	23.830	21.264	19.199
2	13:53:20.008	<b>1:02.086</b>	+0.675	22.522	21.358	18.206
3	13:54:21.800	<b>1:01.792</b>	+0.381	21.918	21.477	18.397
4	13:55:23.509	<b>1:01.709</b>	+0.298	22.038	21.414	18.257
5	13:56:27.262	<b>1:03.753</b>	+2.342	22.129	21.993	19.631
6	13:58:33.470	<b>2:06.208</b>	+1:04.797	1:17.807	25.157	23.244
7	13:59:35.138	<b>1:01.668</b>	+0.257	21.956	21.443	18.269
8	14:00:36.582	<b>1:01.444</b>	+0.033	21.853	21.506	<b>18.085</b>
9	14:01:38.133	<b>1:01.551</b>	+0.140	21.931	21.237	18.383
10	14:02:39.544	<b>1:01.411</b>	</			

INT. ADAC Kartrennen Wackersdorf

DSKC - KZ2

Pro Kart Raceland Wackersdorf 1,190 Km

Test-Session 3 odd

14.06.2024 13:50

Practice (15:00 Time) started at 13:50:05

Lap	Time of Day	Lap Tm	Diff	S1 Tm	S2 Tm	S3 Tm
11	14:04:52.418	<b>1:02.136</b>		22.160	21.386	18.590

[515] Edgaras Kelmas

1	13:52:33.190	<b>1:05.477</b>	+3.287	23.606	22.767	19.104
2	13:53:38.257	<b>1:05.067</b>	+2.877	23.986	21.948	19.133
3	13:54:40.910	<b>1:02.653</b>	+0.463	22.611	21.618	18.424
4	13:55:43.100	<b>1:02.190</b>		22.514	21.364	18.312

Lap	Time of Day	Lap Tm	Diff	S1 Tm	S2 Tm	S3 Tm
8	14:00:35.981	<b>1:07.620</b>	+1.990	24.025	22.322	21.273

[437] Felix Wischlitzki

1	13:53:29.676	<b>1:06.977</b>		25.140	22.220	19.617
2	13:54:47.532	<b>1:17.856</b>	+10.879	23.567	33.588	20.701

[513] Edoardo Mormorelli

1	13:52:46.805	<b>1:06.092</b>	+3.628	24.851	22.114	19.127
2	13:53:52.016	<b>1:05.211</b>	+2.747	23.413	22.511	19.287
3	13:54:56.426	<b>1:04.410</b>	+1.946	23.094	22.172	19.144
4	13:56:00.409	<b>1:03.983</b>	+1.519	22.966	22.212	18.805
5	13:57:05.190	<b>1:04.781</b>	+2.317	23.791	22.210	18.780
6	13:58:08.638	<b>1:03.448</b>	+0.984	22.813	21.980	18.655
7	13:59:15.945	<b>1:07.307</b>	+4.843	22.472	21.948	22.887
8	14:00:18.409	<b>1:02.464</b>		22.429	21.440	18.595
9	14:01:21.188	<b>1:02.779</b>	+0.315	22.525	21.601	18.653
10	14:02:25.537	<b>1:04.349</b>	+1.885	23.308	22.067	18.974
11	14:03:28.953	<b>1:03.416</b>	+0.952	22.905	22.366	18.745
12	14:04:33.485	<b>1:04.532</b>	+2.068	22.347	22.306	19.879

[433] Alexander Richter

1	13:52:34.138	<b>1:03.988</b>	+1.463	22.858	22.212	18.918
2	13:53:37.595	<b>1:03.457</b>	+0.932	22.742	21.881	18.834
3	13:54:42.441	<b>1:04.846</b>	+2.321	22.465	23.107	19.274
4	13:55:46.059	<b>1:03.618</b>	+1.093	22.758	21.926	18.934
5	13:56:49.027	<b>1:02.968</b>	+0.443	22.412	22.076	18.480
6	13:57:52.200	<b>1:03.173</b>	+0.648	22.831	21.771	18.571
7	13:58:55.110	<b>1:02.910</b>	+0.385	22.606	21.879	18.425
8	13:59:58.650	<b>1:03.540</b>	+1.015	22.930	22.079	18.531
9	14:01:01.222	<b>1:02.572</b>	+0.047	22.650	21.563	18.359
10	14:02:03.747	<b>1:02.525</b>		22.607	21.485	18.433
11	14:03:06.874	<b>1:03.127</b>	+0.602	22.211	22.284	18.632
12	14:04:09.662	<b>1:02.788</b>	+0.263	22.709	21.772	18.307

[411] Philipp Salzmann

1	13:52:38.445	<b>1:04.897</b>	+2.285	23.417	21.977	19.503
2	13:53:43.543	<b>1:05.098</b>	+2.486	23.317	22.688	19.093
3	13:54:47.499	<b>1:03.956</b>	+1.344	22.946	21.997	19.013
4	13:55:51.195	<b>1:03.696</b>	+1.084	22.862	22.233	18.601
5	13:56:57.287	<b>1:06.092</b>	+3.480	23.433	22.515	20.144
6	13:58:01.599	<b>1:04.312</b>	+1.700	22.841	22.771	18.700
7	14:00:15.565	<b>2:13.966</b>	+1:11.354	1:32.735	22.142	19.089
8	14:01:19.758	<b>1:04.193</b>	+1.581	23.491	21.952	18.750
9	14:02:26.132	<b>1:06.374</b>	+3.762	22.979	23.592	19.803
10	14:03:30.408	<b>1:04.276</b>	+1.664	23.131	22.365	18.780
11	14:04:33.020	<b>1:02.612</b>		22.518	21.473	18.621

[455] Tim Schott

1	13:52:41.746	<b>1:04.247</b>	+1.418	23.509	21.885	18.853
2	13:53:44.575	<b>1:02.829</b>		22.841	21.334	18.654

[425] Noah Gounot

1	13:52:43.321	<b>1:07.875</b>	+4.902	25.007	23.320	19.548
2	13:53:48.554	<b>1:05.233</b>	+2.260	23.960	21.963	19.310
3	13:54:52.968	<b>1:04.414</b>	+1.441	23.543	21.991	18.880
4	13:55:56.371	<b>1:03.403</b>	+0.430	22.931	21.502	18.970
5	13:57:00.464	<b>1:04.093</b>	+1.120	23.211	21.988	18.894
6	13:58:03.928	<b>1:03.464</b>	+0.491	22.625	21.718	19.121
7	13:59:07.548	<b>1:03.620</b>	+0.647	22.625	22.179	18.816
8	14:00:11.256	<b>1:03.708</b>	+0.735	23.266	21.736	18.706
9	14:01:14.229	<b>1:02.973</b>		22.644	21.719	18.610
10	14:02:21.811	<b>1:07.582</b>	+4.609	23.502	22.147	21.933
11	14:04:44.636	<b>2:22.825</b>	+1:19.852	1:38.331	22.445	22.049

[409] Lovasz Balint

1	13:52:45.396	<b>1:08.935</b>	+3.305	25.562	23.415	19.958
2	13:53:54.313	<b>1:08.917</b>	+3.287	26.153	23.164	19.600
3	13:55:01.437	<b>1:07.124</b>	+1.494	24.754	22.900	19.470
4	13:56:08.229	<b>1:06.792</b>	+1.162	24.210	23.044	19.538
5	13:57:14.953	<b>1:06.724</b>	+1.094	24.491	22.875	19.358
6	13:58:20.583	<b>1:05.630</b>		24.078	22.553	18.999
7	13:59:28.361	<b>1:07.778</b>	+2.148	25.323	22.533	19.922

### DSKC - KZ2

### Test-Session 4 even

Track length: 1.190 Km

Session Started: 16:11:15

Best Lap by: 440 - Enzo Bol - 47.420

Rank	#	Driver	Nat	Sponsor Entrant	Nat	License E-License	Make	laps	Best Lap	Diff	In Lap	Penalty
1	440	Enzo Bol	NLD	SP Motorsport	NLD	ITE42526 IBL47253	KR/TM/Vega	13	47.420		11	
2	442	Maximilian Schleimer	DEU	ADAC Mittelrhein e.V. Maranello SRP Factory Team	DEU	ITE 11572 KBF38275	Maranello/TM/Vega	17	47.554	0.134	16	
3	414	Ken Algre	EST	Maranello SRP Factory Team	DEU	ITE26407 KBF38275	Maranello/TM /Vega	16	47.584	0.164	15	
4	426	Siep Kuypers	NLD	CRG Holland	NLD	ITE52719 155221008	CRG/TM/Vega	15	47.590	0.170	11	
5	466	Maximilian Schreyer	DEU	Maranello SRP Factory Team	DEU	ITE 31254 BIC38275	Maranello/TM /Vega	17	47.745	0.325	17	
6	502	Louis Binder	DEU	BRM RACING FACTORY S.R.L.	ITA	ITE34543 IBL462163	BRM/TM/Vega	16	47.762	0.342	16	
7	408	Florian Breitenbach	DEU	Maranello SRP Factory Team	DEU	ITE 16880 KBF38275	Maranello/TM /Vega	15	47.770	0.350	14	
8	436	Cedric Malk	CHE	Millennium Racing	DEU	ITE1350 KBF38042	Tony Kart/TM/Vega	15	47.775	0.355	15	
9	428	Lukas Reiböck	AUT	BIRELART RACING KSW	AUT	ITEJK2158 IBLBK 102	Birel ART/TM/VEGA	17	47.823	0.403	17	
10	452	Erik Müller	DEU	Mach1 Motorsport	DEU	ITE 17884 BIC20651	Mach1/TM /Vega	15	47.840	0.420	6	
11	468	Rick Hartmann	DEU	MSC -Langenfeld e.V. im ADAC Falcon Racing Team	NLD	ITD-C18598 12133007	Falcon/TM/Vega	16	47.948	0.528	15	
12	512	Oskar Steinbach	DEU	Kartshop Ampfing	DEU	NKA41241 KBF25142	Birel/TM/Vega	14	48.041	0.621	12	
13	514	Jeffrey Fikse	NLD	Jeffrey Fikse	DEU	ITE40615 IDC40615	Maranello /TM/Vega	15	48.114	0.694	15	
14	418	Noah Höß	DEU	Solgat Motorsport	DEU	ITE 19884 BIF42332	Birel ART/TM/Vega	14	48.123	0.703	12	
15	430	Andreas Dresen	DEU	Maranello SRP Factory Team	DEU	ITC-C28031 KBF38275	Maranello/TM/Vega	17	48.179	0.759	14	
16	420	Nathalie Kreitz	DEU	VDB Kart Racing	DEU	ITE 14979 KBF10478	Birel ART/TM/Vega	15	48.189	0.769	13	
17	410	Maurice Schenck	DEU	APEX Performance	DEU	ITE 10412 KBF38438	Maranello/TM/Vega	16	48.198	0.778	16	
18	412	Ajdin Jatic	NLD	Falcon Racing Team	NLD	ITE52317 12131007	Falcon/TM/Vega	15	48.250	0.830	14	
19	444	Lars Ossenbeck	DEU	ADAC Niedersachsen/Sachsen-Anhalt e.V.	DEU	ITE 38498 BIC38443	Maranello/TM/Vega	15	48.291	0.871	13	
20	416	Jayden Gushiken	DEU	7L-Performance	DEU	NKA41655 KBF38668	Tony Kart /TM /Vega	15	48.299	0.879	5	
21	516	Gianina Prisching	AUT	BIREL ART RACING KSW	AUT	ITEjk2241 IBLBK102	BirelArt/TM /Vega	16	48.369	0.949	9	
22	434	Marcel Ernst	DEU	NB Motorsport	DEU	NKA25485 38954	Lenzokart/TM/Vega	14	48.440	1.020	13	
23	424	Noah Kaltenbach	DEU	7L-Performance	DEU	ITE 41550 KBF38668	Tony Kart/TM /Vega	17	48.669	1.249	14	
24	406	Christian Breiter	DEU	ADAC Niersachsen/Sachsen-Anhalt e.V.	DEU	NKA16756 BIC38443	Maranello/TM/Vega	17	48.836	1.416	17	
25	422	Chris Vandebroek	DEU	VDB Kart Racing	DEU	ITE 10367 KBF10478	Birel ART/TM/Vega	14	48.902	1.482	7	
26	454	Markus Rausch	DEU	Markus Rausch	DEU	ITE 11242 IDC11242	Maranello/TM/Vega	8	49.328	1.908	5	


Timekeeper  
M.Riehmers

Race Director  
H.Seidel

Page 1/1

These results are provisional until the conclusion of any judicial and technical matters!

Printed: 14.06.2024 / 16:27





INT. ADAC Kartrennen Wackersdorf

DSKC - KZ2

Pro Kart Raceland Wackersdorf 1,190 Km

Test-Session 4 even

14.06.2024 16:10

Practice (15:00 Time) started at 16:11:15

Lap	Time of Day	Lap Tm	Diff	S1 Tm	S2 Tm	S3 Tm
<b>(440) Enzo Bol</b>						
1	16:14:43.346	<b>50.133</b>	+2.713	18.398	16.597	15.138
2	16:15:31.934	<b>48.588</b>	+1.168	17.663	16.000	14.925
3	16:16:19.936	<b>48.002</b>	+0.582	17.266	15.995	14.741
4	16:17:07.560	<b>47.624</b>	+0.204	17.054	<b>15.833</b>	14.737
5	16:17:55.594	<b>48.034</b>	+0.614	17.205	15.947	14.882
6	16:20:31.022	<b>2:35.428</b>	+1:48.008	2:00.182	19.854	15.392
7	16:21:18.957	<b>47.935</b>	+0.515	17.215	15.941	14.779
8	16:22:06.547	<b>47.590</b>	+0.170	17.003	15.848	14.739
9	16:22:54.031	<b>47.484</b>	+0.064	16.954	15.847	14.683
10	16:23:42.354	<b>48.323</b>	+0.903	17.556	15.937	14.830
11	16:24:29.774	<b>47.420</b>		<b>16.939</b>	15.843	<b>14.638</b>
12	16:25:17.445	<b>47.671</b>	+0.251	17.110	15.871	14.690
13	16:26:06.476	<b>49.031</b>	+1.611	17.222	15.853	15.956

Lap	Time of Day	Lap Tm	Diff	S1 Tm	S2 Tm	S3 Tm
<b>(442) Maximilian Schleimer</b>						
1	16:13:16.624	<b>55.253</b>	+7.699	20.349	18.451	16.453
2	16:14:08.320	<b>51.696</b>	+4.142	18.468	16.974	16.254
3	16:14:56.920	<b>48.600</b>	+1.046	17.586	16.171	14.843
4	16:15:45.091	<b>48.171</b>	+0.617	17.235	16.052	14.884
5	16:16:33.017	<b>47.926</b>	+0.372	17.237	15.933	14.756
6	16:17:20.859	<b>47.842</b>	+0.288	17.053	15.970	14.819
7	16:18:08.740	<b>47.881</b>	+0.327	17.087	16.042	14.752
8	16:18:57.213	<b>48.473</b>	+0.919	17.205	16.333	14.935
9	16:19:45.840	<b>48.627</b>	+1.073	17.127	15.997	15.503
10	16:21:24.541	<b>1:38.701</b>	+51.147	1:07.735	16.109	14.857
11	16:22:12.337	<b>47.796</b>	+0.242	17.059	15.960	14.777
12	16:23:00.245	<b>47.908</b>	+0.354	17.094	15.915	14.899
13	16:23:47.974	<b>47.729</b>	+0.175	17.044	15.961	14.724
14	16:24:35.627	<b>47.653</b>	+0.099	17.026	15.932	14.695
15	16:25:23.351	<b>47.724</b>	+0.170	17.054	15.957	14.713
16	16:26:10.905	<b>47.554</b>		<b>17.009</b>	<b>15.857</b>	<b>14.688</b>
17	16:26:58.563	<b>47.658</b>	+0.104	17.050	15.914	14.694

Lap	Time of Day	Lap Tm	Diff	S1 Tm	S2 Tm	S3 Tm
<b>(414) Ken Algre</b>						
1	16:13:22.534	<b>49.910</b>	+2.326	17.825	16.567	15.518
2	16:14:11.943	<b>49.409</b>	+1.825	18.139	16.314	14.956
3	16:15:00.392	<b>48.449</b>	+0.865	17.135	15.951	15.363
4	16:16:48.705	<b>1:48.313</b>	+1:00.729	1:12.946	19.637	15.730
5	16:17:37.236	<b>48.531</b>	+0.947	17.153	16.047	15.331
6	16:18:25.167	<b>47.931</b>	+0.347	17.339	15.829	14.763
7	16:19:12.775	<b>47.608</b>	+0.024	17.027	15.843	14.738
8	16:20:00.491	<b>47.716</b>	+0.132	17.112	15.864	14.740
9	16:20:48.099	<b>47.608</b>	+0.024	17.060	15.850	14.698
10	16:21:35.854	<b>47.755</b>	+0.171	17.244	15.876	<b>14.635</b>
11	16:22:23.802	<b>47.948</b>	+0.364	17.233	15.856	14.859
12	16:23:11.521	<b>47.719</b>	+0.135	<b>17.010</b>	15.959	14.750
13	16:23:59.503	<b>47.982</b>	+0.398	17.114	16.133	14.735
14	16:24:47.122	<b>47.619</b>	+0.035	17.058	15.845	14.716
15	16:25:34.706	<b>47.584</b>		17.087	15.832	14.665
16	16:26:22.359	<b>47.653</b>	+0.069	17.054	<b>15.782</b>	14.817

Lap	Time of Day	Lap Tm	Diff	S1 Tm	S2 Tm	S3 Tm
<b>(426) Siep Kuypers</b>						
1	16:13:42.618	<b>49.277</b>	+1.687	17.914	16.391	14.972
2	16:14:30.905	<b>48.287</b>	+0.697	17.313	16.096	14.878
3	16:15:19.849	<b>48.944</b>	+1.354	17.814	16.178	14.952
4	16:16:07.745	<b>47.896</b>	+0.306	17.168	15.942	14.786
5	16:16:56.783	<b>49.038</b>	+1.448	17.226	16.377	15.435
6	16:19:27.526	<b>2:30.743</b>	+1:43.153	1:59.088	16.656	14.999
7	16:20:15.278	<b>47.762</b>	+0.162	17.086	15.978	14.688
8	16:21:04.704	<b>49.426</b>	+1.836	17.589	16.718	15.119
9	16:21:52.316	<b>47.612</b>	+0.022	17.093	<b>15.867</b>	<b>14.652</b>
10	16:22:39.985	<b>47.669</b>	+0.079	<b>16.994</b>	15.889	14.786
11	16:23:27.575	<b>47.590</b>		17.019	15.906	14.665
12	16:24:17.268	<b>49.693</b>	+2.103	17.433	17.247	15.013
13	16:25:04.952	<b>47.684</b>	+0.094	17.055	15.909	14.720
14	16:25:53.706	<b>48.754</b>	+1.164	17.526	16.419	14.809
15	16:26:41.928	<b>48.222</b>	+0.632	17.034	15.923	15.265

Lap	Time of Day	Lap Tm	Diff	S1 Tm	S2 Tm	S3 Tm
<b>(466) Maximilian Schreyer</b>						
1	16:13:00.957	<b>49.386</b>	+1.641	17.951	16.441	14.994
2	16:13:49.781	<b>48.824</b>	+1.079	17.449	16.477	14.898
3	16:14:38.099	<b>48.318</b>	+0.573	17.207	16.204	14.907

Lap	Time of Day	Lap Tm	Diff	S1 Tm	S2 Tm	S3 Tm
4	16:15:26.240	<b>48.141</b>	+0.396	17.172	16.051	14.918
5	16:16:14.884	<b>48.644</b>	+0.899	17.094	16.241	15.309
6	16:17:54.907	<b>1:40.023</b>	+52.278	1:08.809	16.245	14.969
7	16:18:42.684	<b>47.777</b>	+0.032	17.033	15.940	14.804
8	16:19:31.071	<b>48.387</b>	+0.642	17.386	16.192	14.809
9	16:20:20.046	<b>48.975</b>	+1.230	18.079	16.052	14.844
10	16:21:08.204	<b>48.158</b>	+0.413	17.121	16.111	14.926
11	16:21:56.347	<b>48.143</b>	+0.398	17.154	16.125	14.864
12	16:22:44.221	<b>47.874</b>	+0.129	17.031	15.998	14.845
13	16:23:32.163	<b>47.942</b>	+0.197	<b>17.029</b>	16.039	14.874
14	16:24:20.075	<b>47.912</b>	+0.167	17.120	15.998	14.794
15	16:25:07.951	<b>47.876</b>	+0.131	17.090	15.973	14.813
16	16:25:55.783	<b>47.832</b>	+0.087	17.030	16.008	14.794
17	16:26:43.528	<b>47.745</b>		17.061	<b>15.937</b>	<b>14.747</b>

Lap	Time of Day	Lap Tm	Diff	S1 Tm	S2 Tm	S3 Tm
<b>(502) Louis Binder</b>						
1	16:13:17.558	<b>50.804</b>	+3.042	18.204	16.573	16.027
2	16:14:08.805	<b>51.247</b>	+3.485	18.573	16.795	15.879
3	16:14:57.926	<b>49.121</b>	+1.359	17.442	16.703	14.976
4	16:15:45.959	<b>48.033</b>	+0.271	17.160	16.019	14.854
5	16:16:34.074	<b>48.115</b>	+0.353	17.202	16.058	14.855
6	16:17:21.942	<b>47.868</b>	+0.106	17.111	15.926	14.831
7	16:18:09.788	<b>47.846</b>	+0.084	17.117	15.889	14.840
8	16:18:57.792	<b>48.004</b>	+0.242	17.147	15.916	14.941
9	16:19:46.504	<b>48.712</b>	+0.950	17.141	16.014	15.557
10	16:22:05.766	<b>2:19.262</b>	+1:31.500	1:48.118	16.144	15.000
11	16:22:53.870	<b>48.104</b>	+0.342	17.168	16.082	14.854
12	16:23:41.663	<b>47.793</b>	+0.031	<b>17.076</b>	15.905	14.812
13	16:24:29.592	<b>47.929</b>	+0.167	17.111	15.968	14.850
14	16:25:18.316	<b>48.724</b>	+0.962	17.753	16.087	14.884
15	16:26:06.186	<b>47.870</b>	+0.108	17.144	15.925	14.801
16	16:26:53.948	<b>47.762</b>		17.114	<b>15.871</b>	<b>14.777</b>

Lap	Time of Day	Lap Tm	Diff	S1 Tm	S2 Tm	S3 Tm
<b>(408) Florian Breitenbach</b>						
1	16:13:17.941	<b>49.774</b>	+2.004	17.909	16.452	15.413
2	16:14:07.478	<b>49.537</b>	+1.767	18.204	16.379	14.954
3	16:14:55.748	<b>48.270</b>	+0.500	17.278	16.088	14.904
4	16:15:43.827	<b>48.079</b>	+0.309	17.253	15.995	14.831
5	16:16:31.757	<b>47.930</b>	+0.160	17.134	15.996	14.800
6	16:17:19.620	<b>47.863</b>	+0.093	17.087	15.975	14.801
7	16:18:08.502	<b>48.882</b>	+1.112	17.188	16.018	15.676
8	16:20:55.403	<b>2:46.901</b>	+1:59.131	2:15.818	16.216	14.867
9	16:21:43.485	<b>48.082</b>	+0.312	17.171	16.139	14.772
10	16:22:31.431	<b>47.946</b>	+0.176	17.098	<b>15.916</b>	14.932
11	16:23:19.215	<b>47.784</b>	+0.014	17.093	15.952	14.739
12	16:24:07.003	<b>47.788</b>	+0.018	<b>17.052</b>	16.002	<b>14.734</b>
13	16:24:55.117	<b>48.114</b>	+0.344	17.169	16.211	14.734
14	16:25:42.887	<b>47.770</b>		17.052	15.980	14.738
15	16:26:30.861	<b>47.974</b>	+0.204	17.271	15.957	14.746

Lap	Time of Day	Lap Tm	Diff	S1 Tm	S2 Tm	S3 Tm
<b>(436) Cedric Malk</b>						
1	16:14:16.046	<b>55.838</b>	+8.063	22.908	17.847	15.083

INT. ADAC Kartrennen Wackersdorf

DSKC - KZ2

Pro Kart Racelad Wackersdorf 1,190 Km

Test-Session 4 even

14.06.2024 16:10

Practice (15:00 Time) started at 16:11:15

Lap	Time of Day	Lap Tm	Diff	S1 Tm	S2 Tm	S3 Tm	Lap	Time of Day	Lap Tm	Diff	S1 Tm	S2 Tm	S3 Tm
7	16:17:52.047	<b>48.676</b>	+0.853	17.186	16.010	15.480	11	16:23:21.876	<b>48.256</b>	+0.142	17.233	16.034	14.989
8	16:19:18.198	<b>1:26.151</b>	+38.328	55.255	16.045	14.851	12	16:24:10.033	<b>48.157</b>	+0.043	17.232	16.015	14.910
9	16:20:06.240	<b>48.042</b>	+0.219	17.236	15.961	14.845	13	16:24:58.346	<b>48.313</b>	+0.199	17.266	16.031	15.016
10	16:20:54.335	<b>48.095</b>	+0.272	17.294	15.939	14.862	14	16:25:47.092	<b>48.746</b>	+0.632	17.709	16.092	14.945
11	16:21:42.218	<b>47.883</b>	+0.060	17.182	15.910	14.791	15	16:26:35.206	<b>48.114</b>		17.231	<b>15.998</b>	<b>14.885</b>
12	16:22:30.115	<b>47.897</b>	+0.074	17.154	15.913	14.830	<b>(418) Noah Höß</b>						
13	16:23:17.992	<b>47.877</b>	+0.054	<b>17.126</b>	15.948	14.803	1	16:13:22.450	<b>52.227</b>	+4.104	19.331	17.168	15.728
14	16:24:06.159	<b>48.167</b>	+0.344	16.106	14.810		2	16:14:12.904	<b>50.454</b>	+2.331	18.341	16.801	15.312
15	16:24:53.987	<b>47.828</b>	+0.005	17.126	15.920	<b>14.782</b>	3	16:15:01.860	<b>48.956</b>	+0.833	17.453	16.467	15.036
16	16:25:42.077	<b>48.090</b>	+0.267	17.158	16.061	14.871	4	16:15:51.146	<b>49.286</b>	+1.163	17.618	16.615	15.053
17	16:26:29.900	<b>47.823</b>		17.161	<b>15.868</b>	14.794	5	16:16:39.904	<b>48.758</b>	+0.635	17.363	16.391	15.004
<b>(452) Erik Müller</b>							6	16:17:29.493	<b>49.589</b>	+1.466	17.524	16.396	15.669
1	16:13:13.068	<b>51.457</b>	+3.617	19.607	16.584	15.266	7	16:19:20.571	<b>1:51.078</b>	+1:302.955	1:19.539	16.519	15.020
2	16:14:01.517	<b>48.449</b>	+0.609	17.353	16.186	14.910	8	16:20:09.068	<b>48.497</b>	+0.374	17.259	16.211	15.027
3	16:14:51.578	<b>50.061</b>	+2.221	17.231	16.187	16.643	9	16:20:57.327	<b>48.259</b>	+0.136	17.249	<b>16.072</b>	14.938
4	16:16:42.543	<b>1:50.965</b>	+1:03.125	1:18.691	17.218	15.056	10	16:21:45.766	<b>48.439</b>	+0.316	17.360	16.171	14.908
5	16:17:31.041	<b>48.498</b>	+0.658	17.303	16.222	14.973	11	16:22:34.162	<b>48.396</b>	+0.273	17.277	16.201	14.918
6	16:18:18.881	<b>47.840</b>		<b>17.085</b>	15.875	14.880	12	16:23:22.285	<b>48.123</b>		<b>17.118</b>	16.139	<b>14.866</b>
7	16:19:07.298	<b>48.417</b>	+0.577	17.330	16.194	14.893	13	16:24:11.051	<b>48.766</b>	+0.643	17.513	16.383	14.870
8	16:19:55.552	<b>48.254</b>	+0.414	17.235	16.082	14.937	14	16:25:00.198	<b>49.147</b>	+1.024	17.332	16.085	15.730
9	16:20:43.774	<b>48.222</b>	+0.382	17.248	16.026	14.948	<b>(430) Andreas Dresen</b>						
10	16:21:34.023	<b>50.249</b>	+2.409	18.621	16.684	14.944	1	16:13:06.599	<b>50.053</b>	+1.874	18.157	16.602	15.294
11	16:22:22.128	<b>48.105</b>	+0.265	17.318	15.938	14.849	2	16:13:55.605	<b>49.006</b>	+0.827	17.574	16.339	15.093
12	16:23:10.122	<b>47.994</b>	+0.154	17.176	15.956	14.862	3	16:14:44.141	<b>48.536</b>	+0.357	17.404	16.132	15.000
13	16:23:59.803	<b>49.681</b>	+1.841	17.266	16.349	16.482	4	16:15:34.020	<b>49.879</b>	+1.700	18.565	16.356	14.958
14	16:25:48.553	<b>1:48.750</b>	+1:00.910	1:17.436	16.356	14.958	5	16:16:22.479	<b>48.459</b>	+0.280	17.497	16.096	14.866
15	16:26:36.412	<b>47.859</b>	+0.019	17.174	<b>15.856</b>	<b>14.829</b>	6	16:17:10.763	<b>48.284</b>	+0.105	17.268	<b>16.079</b>	14.937
<b>(468) Rick Hartmann</b>							7	16:18:01.524	<b>50.761</b>	+2.582	17.604	16.555	16.602
1	16:13:18.661	<b>49.748</b>	+1.800	18.132	16.519	15.097	8	16:19:37.641	<b>1:36.117</b>	+47.938	1:04.005	17.068	15.044
2	16:14:08.652	<b>49.991</b>	+2.043	17.820	16.617	15.554	9	16:20:26.557	<b>48.916</b>	+0.737	17.675	16.231	15.010
3	16:14:57.357	<b>48.705</b>	+0.757	17.456	16.305	14.944	10	16:21:15.001	<b>48.444</b>	+0.265	17.365	16.167	14.912
4	16:15:45.744	<b>48.387</b>	+0.439	17.313	16.176	14.898	11	16:22:07.292	<b>52.291</b>	+4.112	17.363	16.106	18.822
5	16:16:34.282	<b>48.538</b>	+0.590	17.299	16.322	14.917	12	16:22:55.729	<b>48.437</b>	+0.258	17.406	16.167	14.864
6	16:17:22.427	<b>48.145</b>	+0.197	17.292	16.041	14.812	13	16:23:44.049	<b>48.320</b>	+0.141	17.380	16.110	14.830
7	16:18:11.184	<b>48.757</b>	+0.809	17.225	16.064	15.468	14	16:24:32.228	<b>48.179</b>		<b>17.234</b>	16.115	14.830
8	16:19:58.822	<b>1:47.638</b>	+59.690	1:16.569	16.211	14.858	15	16:25:20.526	<b>48.298</b>	+0.119	17.301	16.114	14.883
9	16:20:47.449	<b>48.627</b>	+0.679	17.320	16.343	14.964	16	16:26:11.228	<b>50.702</b>	+2.523	17.355	17.394	15.953
10	16:21:35.692	<b>48.243</b>	+0.295	17.258	16.131	14.854	17	16:26:59.496	<b>48.268</b>	+0.089	17.312	16.134	<b>14.822</b>
11	16:22:24.253	<b>48.561</b>	+0.613	17.685	16.079	14.797	<b>(420) Nathalie Kreitz</b>						
12	16:23:12.625	<b>48.372</b>	+0.424	17.314	16.198	14.860	1	16:13:18.484	<b>49.812</b>	+1.623	18.139	16.524	15.149
13	16:24:00.789	<b>48.164</b>	+0.216	17.275	16.074	14.815	2	16:14:09.211	<b>50.727</b>	+2.538	18.215	16.977	15.535
14	16:24:49.126	<b>48.337</b>	+0.389	17.292	16.100	14.945	3	16:14:58.519	<b>49.308</b>	+1.119	17.570	16.609	15.129
15	16:25:37.074	<b>47.948</b>		<b>17.154</b>	16.001	<b>14.793</b>	4	16:15:47.068	<b>48.549</b>	+0.360	17.301	16.305	14.943
16	16:26:25.113	<b>48.039</b>	+0.091	17.245	<b>15.985</b>	14.809	5	16:16:35.442	<b>48.374</b>	+0.185	17.224	16.223	14.927
<b>(512) Oskar Steinbach</b>							6	16:17:23.653	<b>48.211</b>	+0.022	17.216	16.109	14.886
1	16:13:17.794	<b>50.769</b>	+2.728	18.286	16.484	15.999	7	16:18:12.335	<b>48.682</b>	+0.493	17.416	16.333	14.933
2	16:14:10.674	<b>52.880</b>	+4.839	18.621	16.962	17.297	8	16:19:00.642	<b>48.307</b>	+0.118	17.247	16.190	<b>14.870</b>
3	16:16:01.466	<b>1:50.792</b>	+1:02.751	1:19.497	16.267	15.028	9	16:19:48.984	<b>48.342</b>	+0.153	17.269	16.119	14.954
4	16:16:49.762	<b>48.296</b>	+0.255	17.228	16.142	14.926	10	16:20:37.646	<b>48.662</b>	+0.473	17.480	16.249	14.933
5	16:17:38.050	<b>48.288</b>	+0.247	17.320	16.078	14.890	11	16:21:25.972	<b>48.326</b>	+0.137	17.303	16.118	14.905
6	16:18:26.649	<b>48.599</b>	+0.558	17.608	16.042	14.949	12	16:22:14.357	<b>48.385</b>	+0.196	17.352	16.111	14.922
7	16:19:15.008	<b>48.359</b>	+0.318	17.406	16.036	14.917	13	16:23:02.546	<b>48.189</b>		<b>17.186</b>	<b>16.074</b>	14.929
8	16:20:03.209	<b>48.201</b>	+0.160	17.307	15.979	14.915	14	16:23:50.819	<b>48.273</b>	+0.084	17.208	16.151	14.914
9	16:20:51.974	<b>48.765</b>	+0.724	17.278	16.070	15.417	15	16:24:41.475	<b>50.656</b>	+2.467	17.334	16.397	16.925
10	16:22:28.450	<b>1:36.476</b>	+48.435	1:05.464	16.115	14.897	<b>(410) Maurice Schenck</b>						
11	16:23:16.942	<b>48.492</b>	+0.451	17.276	16.286	14.930	1	16:13:05.854	<b>50.051</b>	+1.853	18.213	16.676	15.162
12	16:24:04.983	<b>48.041</b>		<b>17.173</b>	16.022	<b>14.846</b>	2	16:13:55.094	<b>49.240</b>	+1.042	17.606	16.578	15.056
13	16:24:53.050	<b>48.067</b>	+0.026	<b>17.157</b>	15.997	14.913	3	16:14:43.903	<b>48.809</b>	+0.611	17.301	16.496	15.012
14	16:25:41.716	<b>48.666</b>	+0.625	17.237	<b>15.978</b>	15.451	4	16:15:32.652	<b>48.749</b>	+0.551	17.328	16.468	14.953
<b>(514) Jeffrey Fikse</b>							5	16:16:21.115	<b>48.463</b>	+0.265	17.257	16.337	14.869
1	16:14:27.431	<b>55.597</b>	+8.483	20.942	18.217	17.438	6	16:17:09.586	<b>48.471</b>	+0.273	17.226	16.356	14.889
2	16:15:21.471	<b>54.040</b>	+5.926	19.108	17.194	17.738	7	16:17:58.548	<b>48.962</b>	+0.764	17.753	16.203	15.006
3	16:16:11.133	<b>49.662</b>	+1.548	17.993	16.431	15.238	8	16:18:46.983	<b>48.435</b>	+0.237	17.293	16.202	14.940
4	16:17:00.018	<b>48.885</b>	+0.771	17.577	16.207	15.101	9	16:19:37.536	<b>50.553</b>	+2.355	18.172	16.237	16.144
5	16:17:48.817	<b>48.799</b>	+0.685	17.575	16.100	15.124	10	16:21:33.422	<b>1:55.886</b>	+1:07.688	1:22.611	16.625	16.650
6	16:18:37.520	<b>48.703</b>	+0.589	17.283	16.360	15.060	11	16:22:24.031	<b>50.609</b>	+2.411	18.214	16.577	15.818
7	16:19:26.645	<b>49.125</b>	+1.011	17.307	16.091	15.727	12	16:23:13.111	<b>49.080</b>	+0.882	17.247	16.793	15.040
8	16:20:57.099	<b>1:30.454</b>	+42.340	58.987	16.361	15.106	13	16:24:01.336	<b>48.225</b>	+0.027	17.278	<b>16.094</b>	<b>14.853</b>
9	16:21:45.372	<b>48.273</b>	+0.159	17.335	16.049	14.889	14	16:24:49.764	<b>48.428</b>	+0.230	17.304	16.253	14.871
10	16:22:33.620	<b>48.248</b>	+0.134	<b>17.230</b>	16.091	14.927	15	16:25:38.254	<b>48.490</b>	+0.292	17.312	16.230	14.948

Orbits



INT. ADAC Kartrennen Wackersdorf

DSKC - KZ2

Pro Kart Raceland Wackersdorf 1,190 Km

Test-Session 4 even

14.06.2024 16:10

Practice (15:00 Time) started at 16:11:15

Lap	Time of Day	Lap Tm	Diff	S1 Tm	S2 Tm	S3 Tm
16	16:26:26.452	<b>48.198</b>		17.161	16.100	14.937
<b>(412) Ajdin Jatic</b>						
1	16:13:02.915	<b>50.593</b>	+2.343	17.875	17.067	15.651
2	16:13:52.376	<b>49.461</b>	+1.211	17.632	16.536	15.293
3	16:14:41.203	<b>48.827</b>	+0.577	17.447	16.278	15.102
4	16:15:30.035	<b>48.832</b>	+0.582	17.516	16.280	15.036
5	16:16:18.712	<b>48.677</b>	+0.427	17.467	16.241	14.969
6	16:17:08.012	<b>49.300</b>	+1.050	17.308	16.333	15.659
7	16:18:57.881	<b>1:49.869</b>	+1:01.619	1:16.966	17.480	15.423
8	16:19:46.531	<b>48.650</b>	+0.400	17.497	16.190	14.963
9	16:20:35.018	<b>48.487</b>	+0.237	17.351	16.209	14.927
10	16:21:23.447	<b>48.429</b>	+0.179	17.278	16.207	14.944
11	16:22:11.970	<b>48.523</b>	+0.273	17.381	16.184	14.958
12	16:23:00.891	<b>48.921</b>	+0.671	17.815	16.134	14.972
13	16:23:49.197	<b>48.306</b>	+0.056	17.347	<b>16.080</b>	<b>14.879</b>
14	16:24:37.447	<b>48.250</b>		<b>17.148</b>	16.147	14.955
15	16:25:26.606	<b>49.159</b>	+0.909	17.486	16.134	15.539
<b>(444) Lars Ossenbeck</b>						
1	16:13:16.853	<b>54.876</b>	+6.585	19.954	18.462	16.460
2	16:14:09.063	<b>52.210</b>	+3.919	18.392	16.943	16.875
3	16:14:59.052	<b>49.989</b>	+1.698	17.505	16.695	15.789
4	16:15:47.694	<b>48.642</b>	+0.351	17.544	16.228	14.870
5	16:16:36.042	<b>48.348</b>	+0.057	17.372	<b>16.087</b>	14.889
6	16:17:24.489	<b>48.447</b>	+0.156	17.283	16.192	14.972
7	16:18:12.899	<b>48.410</b>	+0.119	17.419	16.124	14.867
8	16:19:01.594	<b>48.695</b>	+0.404	17.332	16.241	15.122
9	16:19:49.939	<b>48.345</b>	+0.054	17.333	16.098	14.914
10	16:20:38.582	<b>48.643</b>	+0.352	17.569	16.114	14.960
11	16:21:26.991	<b>48.409</b>	+0.118	17.315	16.199	14.895
12	16:22:15.753	<b>48.762</b>	+0.471	17.421	16.496	<b>14.845</b>
13	16:23:04.044	<b>48.291</b>		<b>17.242</b>	16.113	14.936
14	16:23:52.435	<b>48.391</b>	+0.100	17.288	16.141	14.962
15	16:24:42.076	<b>49.641</b>	+1.350	17.270	16.162	16.209
<b>(416) Jayden Gushiken</b>						
1	16:13:17.161	<b>53.440</b>	+5.141	19.723	17.679	16.038
2	16:14:08.133	<b>50.972</b>	+2.673	18.377	17.234	15.361
3	16:14:58.168	<b>50.035</b>	+1.736	18.073	16.939	15.023
4	16:15:46.761	<b>48.593</b>	+0.294	17.431	16.201	14.961
5	16:16:35.060	<b>48.299</b>		17.343	<b>16.096</b>	14.860
6	16:17:23.411	<b>48.351</b>	+0.052	17.311	16.110	14.930
7	16:18:12.632	<b>49.221</b>	+0.922	17.427	16.739	15.055
8	16:19:02.575	<b>49.943</b>	+1.644	17.354	16.266	16.323
9	16:20:40.532	<b>1:37.957</b>	+49.658	1:05.963	17.765	15.229
10	16:21:29.100	<b>48.568</b>	+0.269	17.431	16.135	15.002
11	16:22:17.504	<b>48.404</b>	+0.105	17.327	16.156	14.921
12	16:23:05.921	<b>48.417</b>	+0.118	<b>17.261</b>	16.264	14.892
13	16:23:54.327	<b>48.406</b>	+0.107	17.329	16.265	<b>14.812</b>
14	16:24:43.400	<b>49.073</b>	+0.774	17.697	16.448	14.928
15	16:25:34.183	<b>50.783</b>	+2.484	17.832	16.392	16.559
<b>(516) Gianina Prisching</b>						
1	16:13:03.553	<b>49.538</b>	+1.169	17.861	16.656	15.021
2	16:13:52.639	<b>49.086</b>	+0.717	17.460	16.323	15.303
3	16:14:41.392	<b>48.753</b>	+0.384	17.323	16.437	14.993
4	16:15:31.605	<b>50.213</b>	+1.844	18.457	16.615	15.141
5	16:16:20.501	<b>48.896</b>	+0.527	<b>17.242</b>	16.675	14.979
6	16:17:09.114	<b>48.613</b>	+0.244	17.344	16.337	14.932
7	16:17:59.916	<b>50.802</b>	+2.433	18.526	16.328	15.948
8	16:19:18.929	<b>1:19.013</b>	+30.644	47.657	16.351	15.005
9	16:20:07.298	<b>48.359</b>		17.378	<b>16.122</b>	14.869
10	16:20:55.990	<b>48.692</b>	+0.323	17.433	16.260	14.999
11	16:21:44.434	<b>48.444</b>	+0.075	17.315	16.297	14.832
12	16:22:32.949	<b>48.515</b>	+0.146	17.386	16.225	14.904
13	16:23:22.175	<b>49.226</b>	+0.857	17.289	16.275	15.662
14	16:24:46.931	<b>1:24.756</b>	+36.387	53.624	16.215	14.917
15	16:25:35.457	<b>48.526</b>	+0.157	17.567	16.150	<b>14.809</b>
16	16:26:23.989	<b>48.532</b>	+0.163	17.449	16.237	14.846
<b>(434) Marcel Ernst</b>						
1	16:13:19.649	<b>50.333</b>	+1.893	18.405	16.602	15.326
2	16:14:09.558	<b>49.909</b>	+1.469	17.594	16.863	15.452

Lap	Time of Day	Lap Tm	Diff	S1 Tm	S2 Tm	S3 Tm
3	16:14:58.929	<b>49.371</b>	+0.931	17.468	16.558	15.345
4	16:15:47.629	<b>48.700</b>	+0.260	17.397	16.256	<b>15.047</b>
5	16:16:36.738	<b>49.109</b>	+0.669	17.693	16.185	15.231
6	16:17:25.402	<b>48.664</b>	+0.224	17.336	16.117	15.211
7	16:18:14.234	<b>48.832</b>	+0.392	17.261	16.455	15.116
8	16:19:03.591	<b>49.357</b>	+0.917	17.362	16.099	15.896
9	16:22:19.542	<b>3:15.951</b>	+2:27.511	2:44.576	16.268	15.107
10	16:23:08.243	<b>48.701</b>	+0.261	17.416	16.070	15.215
11	16:23:56.743	<b>48.500</b>	+0.060	<b>17.251</b>	16.123	15.126
12	16:24:45.328	<b>48.585</b>	+0.145	17.439	<b>16.046</b>	15.100
13	16:25:33.768	<b>48.440</b>		17.302	16.071	15.067
14	16:26:22.743	<b>48.975</b>	+0.535	17.383	16.104	15.488
<b>(424) Noah Kaltenbach</b>						
1	16:13:22.256	<b>52.745</b>	+4.076	19.560	17.275	15.910
2	16:14:14.019	<b>51.763</b>	+3.094	19.575	16.805	15.383
3	16:15:03.694	<b>49.675</b>	+1.006	17.783	16.602	15.290
4	16:15:53.010	<b>49.316</b>	+0.647	17.561	16.662	15.093
5	16:16:42.026	<b>49.016</b>	+0.347	17.506	16.373	15.137
6	16:17:31.127	<b>49.101</b>	+0.432	17.594	16.251	15.256
7	16:18:20.189	<b>49.062</b>	+0.393	17.474	16.397	15.191
8	16:19:09.910	<b>48.721</b>	+0.052	17.396	16.318	<b>15.007</b>
9	16:19:58.439	<b>49.529</b>	+0.860	17.819	16.561	15.149
10	16:20:47.761	<b>49.322</b>	+0.653	17.445	16.453	15.424
11	16:21:37.167	<b>49.406</b>	+0.737	17.798	16.473	15.135
12	16:22:26.096	<b>48.929</b>	+0.260	17.587	16.313	15.029
13	16:23:14.854	<b>48.758</b>	+0.089	17.396	16.301	15.061
14	16:24:03.523	<b>48.669</b>		<b>17.391</b>	<b>16.228</b>	15.050
15	16:24:53.454	<b>49.931</b>	+1.262	18.242	16.585	15.104
16	16:25:42.808	<b>49.354</b>	+0.685	17.481	16.606	15.267
17	16:26:33.925	<b>51.117</b>	+2.448	17.840	16.349	16.928
<b>(406) Christian Breiter</b>						
1	16:13:18.219	<b>53.855</b>	+5.019	18.693	17.599	17.563
2	16:14:09.815	<b>51.596</b>	+2.760	18.771	17.486	15.339
3	16:14:59.264	<b>49.449</b>	+0.613	17.740	16.557	15.152
4	16:15:48.565	<b>49.301</b>	+0.465	17.862	16.397	15.042
5	16:16:38.327	<b>49.762</b>	+0.926	18.065	16.493	15.204
6	16:17:27.304	<b>48.977</b>	+0.141	17.554	16.396	15.027
7	16:18:16.254	<b>48.950</b>	+0.114	17.504	16.428	15.018
8	16:19:05.367	<b>49.113</b>	+0.277	17.777	16.293	15.043
9	16:19:54.352	<b>48.985</b>	+0.149	17.504	<b>16.246</b>	15.235
10	16:20:43.403	<b>49.051</b>	+0.215	17.583	16.406	15.062
11	16:21:32.614	<b>49.211</b>	+0.375	17.813	16.321	15.077
12	16:22:21.788	<b>49.174</b>	+0.338	17.709	16.393	15.072
13	16:23:10.939	<b>49.151</b>	+0.315	17.769	16.310	15.072
14	16:24:00.138	<b>49.199</b>	+0.363	17.516	16.590	15.093
15	16:24:49.263	<b>49.125</b>	+0.289	17.547	16.297	15.281
16	16:25:38.645	<b>49.382</b>	+0.546	17.510	16.291	15.581
17	16:26:27.481	<b>48.836</b>		<b>17.495</b>	16.349	<b>14.992</b>
<b>(422) Chris Vandebroek</b>						
1	16:13:22.342	<b>52.689</b>	+3.787	19.697	17.125	15.867
2	16:14:12.328	<b>49.986</b>	+1.084	17.970	16.950	15.066
3	16:15:01.687	<b>49.359</b>	+0.457	17.702	16.449	15.208
4	16:15:50.901	<b>49.214</b>	+0.312	17.665	16.534	15.015
5	16:16:40.244	<b>49.343</b>	+0.441	<b>17.340</b>	16.755	15.248
6	16:17:29.439	<b>49.195</b>	+0.293	17.831	16.388	<b>14.976</b>
7	16:18:18.341	<b>48.902</b>		17.505	16.343	15.054
8	16:19:07.568	<b>49.227</b>	+0.325	17.656	16.576	14.995
9	16:19:57.306	<b>49.738</b> </				

INT. ADAC Kartrennen Wackersdorf

DSKC - KZ2


Pro Kart Raceland Wackersdorf 1,190 Km

Test-Session 4 even

14.06.2024 16:10

Practice (15:00 Time) started at 16:11:15

Lap	Time of Day	Lap Tm	Diff	S1 Tm	S2 Tm	S3 Tm	Lap	Time of Day	Lap Tm	Diff	S1 Tm	S2 Tm	S3 Tm
7	16:18:26.575	<b>49.554</b>	+0.226	17.931	<b>16.420</b>	<b>15.203</b>							
8	16:19:19.489	<b>52.914</b>	+3.586	18.411	16.809	17.694							





### DSKC - KZ2

### Test-Session 4 odd

Track length: 1.190 Km  
Session Started: 16:30:12  
Best Lap by: 477 - Dion van Werven - 47.400

Rank	#	Driver	Nat	Sponsor Entrant	Nat	License E-License	Make	laps	Best Lap	Diff	In Lap	Penalty
1	477	Dion van Werven	NLD	Wilfred van Werven	NLD	ITE49844 EL50365	CRG/TM/Vega	16	47.400		16	
2	423	Claudia Henning	DEU	Henning Claudia	DEU	ITE11645 IDC11645	Birel ART/TM/Vega	16	47.447	0.047	16	
3	427	Emma Felbermayr	AUT	TB Racing Team	DEU	ITEJK2003 KBF38262	KR/TM/Vega	14	47.511	0.111	12	
4	419	Dominik Reuters	DEU	Dörr Motorsport	DEU	ITE 14038 BIF38420	KR/IAME/Vega	11	47.556	0.156	9	
5	431	Simon Rechenmacher	DEU	TB Racing Team	DEU	ITE 38327 KBF38262	KR/TM/Vega	16	47.633	0.233	13	
6	415	Rouven Wilk	DEU	Mach1 Motorsport	DEU	ITE35449 KBF39310	Mach1/TM/Vega	15	47.694	0.294	11	
7	511	Mario Lauer	DEU	NEES RACING	DEU	ITG25003 KBF38362	Maranello/TM/Vega	16	47.697	0.297	15	
8	417	Emanuel Mai	DEU	Solgat Motorsport	DEU	ITE 16484 KBF42332	Birel ART/TM/Vega	16	47.697	0.297	14	
9	515	Edgaras Kelmas	LTU	Paske Racing	LTU	ITE2024-ITE/003 IBL2024-KL/05	Maranello/TM /Vega	16	47.770	0.370	6	
10	437	Felix Wischitzki	DEU	ADAC Mittelrhein e.V. RMW Motorsport	DEU	ITE 15497 BIC39010	Tony-Kart/TM/Vega	12	47.795	0.395	11	
11	507	Jeroen Bos	NLD	SP Motorsport	NLD	ITE21799 IBL47253	KR/TM Racing/Vega	15	47.839	0.439	10	
12	425	Noah Gounot	DEU	Solgat Motorsport	DEU	NKA30555 KBF42332	Birel ART/TM/Vega	16	47.901	0.501	12	
13	509	Domantas Knyva	LTU	Dream 2 Drive	LTU	IABS2024-ITE/016 IBL2024-KL/09	Formula K/TM/Vega	17	47.915	0.515	15	
14	455	Tim Schott	DEU	TB Racing Team	DEU	NKA16563 KBF38262	KR/TM/Vega	15	47.919	0.519	9	
15	411	Philipp Salzmann	DEU	TB Racing Team	DEU	ITE40074 KBF38262	KR/TM/Vega	13	47.925	0.525	12	
16	505	Luca Colella	DEU	APEX Performance Racing Team	DEU	ITE21369 KBF38438	Maranello/TM/Vega	15	47.951	0.551	11	
17	429	Adrian Martinz	AUT	BIREL ART RACING KSW	AUT	ITEJK2072 IBLBK 102	Birel ART/TM/Vega	15	48.025	0.625	10	
18	407	Anders Elkjaer	DNK	Maranello SRP Factory Team	DEU	ITE902 KBF38275	Maranello/TM/Vega	14	48.132	0.732	12	
19	513	Edoardo Mormorelli	ITA	Maranello SRP Factory Team	DEU	ITE499685 BIC38275	Maranello/TM/Vega	16	48.153	0.753	16	
20	485	Maximilian Spirkel	DEU	Dörr Motorsport	DEU	ITE33771 BIF38420	KR/IAME/Vega	14	48.249	0.849	11	
21	433	Alexander Richter	DEU	Team NKS	DEU	ITE 42057 BIC29153	DR/Modena/Vega	13	48.361	0.961	11	
22	409	Lovasz Balint	HUN	VIA-SPEED KFT	HUN	ITE6627 IBL542	Croc Promotion/TM/Vega	10	48.561	1.161	8	


Timekeeper  
M.Riehmers

Race Director  
H.Seidel

Page 1/1

These results are provisional until the conclusion of any judicial and technical matters!

Printed: 14.06.2024 / 16:46



INT. ADAC Kartrennen Wackersdorf

DSKC - KZ2

Pro Kart Raceland Wackersdorf 1,190 Km

Test-Session 4 odd

14.06.2024 16:30

Practice (15:00 Time) started at 16:30:12

Lap	Time of Day	Lap Tm	Diff	S1 Tm	S2 Tm	S3 Tm
<b>(477) Dion van Werven</b>						
1	16:32:34.170	<b>48.379</b>	+0.979	17.481	16.100	14.798
2	16:33:21.903	<b>47.793</b>	+0.333	17.061	15.873	14.799
3	16:34:10.053	<b>48.160</b>	+0.750	17.405	15.974	14.771
4	16:34:57.731	<b>47.678</b>	+0.278	17.038	15.952	14.688
5	16:35:45.212	<b>47.481</b>	+0.081	16.971	15.805	14.705
6	16:36:33.943	<b>48.731</b>	+1.331	17.068	15.856	15.807
7	16:37:21.590	<b>47.647</b>	+0.247	17.153	<b>15.753</b>	14.741
8	16:38:10.417	<b>48.827</b>	+1.427	17.195	15.901	15.731
9	16:40:05.567	<b>1:55.150</b>	+1:07.750	1:24.301	16.034	14.815
10	16:40:53.170	<b>47.603</b>	+0.203	17.020	15.832	14.751
11	16:41:40.785	<b>47.615</b>	+0.215	17.132	15.817	<b>14.666</b>
12	16:42:28.771	<b>47.986</b>	+0.586	17.368	15.913	14.705
13	16:43:16.331	<b>47.560</b>	+0.160	17.051	15.804	14.705
14	16:44:03.742	<b>47.411</b>	+0.011	<b>16.896</b>	15.814	14.701
15	16:44:51.397	<b>47.655</b>	+0.255	17.028	15.877	14.750
16	16:45:38.797	<b>47.400</b>		16.905	15.760	14.735

Lap	Time of Day	Lap Tm	Diff	S1 Tm	S2 Tm	S3 Tm
8	16:39:29.640	<b>1:58.447</b>	+1:10.814	1:26.753	16.408	15.286
9	16:40:17.584	<b>47.944</b>	+0.311	17.241	15.946	14.757
10	16:41:05.872	<b>48.288</b>	+0.655	17.194	15.973	15.121
11	16:41:53.689	<b>47.817</b>	+0.184	17.179	15.867	14.771
12	16:42:41.584	<b>47.895</b>	+0.262	17.160	15.936	14.799
13	16:43:29.217	<b>47.633</b>		17.082	<b>15.811</b>	14.740
14	16:44:16.910	<b>47.693</b>	+0.060	17.153	15.828	14.712
15	16:45:04.581	<b>47.671</b>	+0.038	17.131	15.888	<b>14.652</b>
16	16:45:52.240	<b>47.659</b>	+0.026	<b>17.025</b>	15.886	14.748
<b>(415) Rouven Wilk</b>						
1	16:32:15.569	<b>55.088</b>	+7.394	21.157	17.625	16.306
2	16:33:06.512	<b>50.943</b>	+3.249	18.951	16.552	15.440
3	16:33:54.690	<b>48.178</b>	+0.484	17.324	16.006	14.848
4	16:34:42.630	<b>47.940</b>	+0.246	17.114	16.056	14.770
5	16:35:30.731	<b>48.101</b>	+0.407	17.046	16.276	14.779
6	16:36:18.644	<b>47.913</b>	+0.219	17.095	16.088	<b>14.730</b>
7	16:37:07.037	<b>48.393</b>	+0.699	17.155	15.988	15.250
8	16:40:07.515	<b>3:00.478</b>	+2:12.784	2:29.398	16.186	14.894
9	16:40:55.405	<b>47.890</b>	+0.196	17.265	<b>15.866</b>	14.759
10	16:41:43.495	<b>48.090</b>	+0.396	17.313	15.997	14.780
11	16:42:31.189	<b>47.694</b>		<b>17.035</b>	15.869	14.790
12	16:43:19.108	<b>47.919</b>	+0.225	17.136	15.985	14.798
13	16:44:06.922	<b>47.814</b>	+0.120	17.071	15.952	14.791
14	16:44:54.893	<b>47.971</b>	+0.277	17.177	15.978	14.816
15	16:45:42.773	<b>47.880</b>	+0.186	17.126	15.931	14.823

Lap	Time of Day	Lap Tm	Diff	S1 Tm	S2 Tm	S3 Tm
<b>(423) Claudia Henning</b>						
1	16:32:32.867	<b>48.603</b>	+1.156	17.421	16.178	15.004
2	16:33:20.857	<b>47.990</b>	+0.543	17.176	15.977	14.837
3	16:34:08.755	<b>47.898</b>	+0.451	17.108	15.868	14.922
4	16:34:56.467	<b>47.712</b>	+0.265	17.061	15.858	14.793
5	16:35:44.079	<b>47.612</b>	+0.165	17.012	15.857	14.743
6	16:36:33.267	<b>49.188</b>	+1.741	17.017	16.155	16.016
7	16:37:22.519	<b>49.252</b>	+1.805	18.508	15.950	14.794
8	16:38:10.070	<b>47.551</b>	+0.104	17.074	15.808	14.669
9	16:38:59.023	<b>48.953</b>	+1.506	17.118	15.942	15.893
10	16:41:05.346	<b>2:06.323</b>	+1:18.876	1:35.336	16.102	14.885
11	16:41:52.870	<b>47.524</b>	+0.077	17.017	15.767	14.740
12	16:42:40.889	<b>48.019</b>	+0.572	17.140	16.063	14.816
13	16:43:28.478	<b>47.589</b>	+0.142	<b>17.008</b>	15.811	14.770
14	16:44:17.648	<b>49.170</b>	+1.723	18.282	16.069	14.819
15	16:45:05.408	<b>47.760</b>	+0.313	17.142	15.886	14.732
16	16:45:52.855	<b>47.447</b>		17.050	<b>15.750</b>	<b>14.647</b>

Lap	Time of Day	Lap Tm	Diff	S1 Tm	S2 Tm	S3 Tm
<b>(511) Mario Lauer</b>						
1	16:32:25.564	<b>51.795</b>	+4.098	18.847	17.190	15.758
2	16:33:16.641	<b>51.077</b>	+3.380	18.598	17.466	15.013
3	16:34:04.589	<b>47.948</b>	+0.251	17.203	16.031	<b>14.714</b>
4	16:34:52.508	<b>47.919</b>	+0.222	17.086	16.045	14.788
5	16:35:40.292	<b>47.784</b>	+0.087	17.120	<b>15.892</b>	14.772
6	16:36:29.263	<b>48.971</b>	+1.274	17.040	15.989	15.942
7	16:38:09.823	<b>1:40.560</b>	+52.863	1:08.752	16.884	14.924
8	16:38:58.252	<b>48.429</b>	+0.732	17.080	16.448	14.901
9	16:39:46.182	<b>47.930</b>	+0.233	17.171	15.999	14.760
10	16:40:33.989	<b>47.807</b>	+0.110	17.136	15.934	14.737
11	16:41:21.841	<b>47.852</b>	+0.155	17.164	15.951	14.737
12	16:42:09.556	<b>47.715</b>	+0.018	17.061	15.921	14.733
13	16:42:57.405	<b>47.849</b>	+0.152	17.094	16.004	14.751
14	16:43:45.247	<b>47.842</b>	+0.145	17.042	16.018	14.782
15	16:44:32.944	<b>47.697</b>		<b>17.034</b>	15.928	14.735
16	16:45:22.803	<b>49.859</b>	+2.162	17.086	16.371	16.402

Lap	Time of Day	Lap Tm	Diff	S1 Tm	S2 Tm	S3 Tm
<b>(427) Emma Felbermayr</b>						
1	16:32:07.264	<b>49.368</b>	+1.857	18.315	16.166	14.887
2	16:32:55.307	<b>48.043</b>	+0.532	17.301	15.947	14.795
3	16:33:43.432	<b>48.125</b>	+0.614	17.093	16.240	14.792
4	16:34:31.250	<b>47.818</b>	+0.307	17.062	15.967	14.789
5	16:35:19.114	<b>47.864</b>	+0.353	17.129	15.916	14.819
6	16:36:07.014	<b>47.900</b>	+0.389	17.257	15.888	14.755
7	16:36:55.494	<b>48.480</b>	+0.969	17.009	15.917	15.554
8	16:40:36.213	<b>3:40.719</b>	+2:53.208	3:08.788	16.938	14.993
9	16:41:23.958	<b>47.745</b>	+0.234	17.143	15.908	14.694
10	16:42:11.550	<b>47.592</b>	+0.081	<b>16.952</b>	15.895	14.745
11	16:42:59.130	<b>47.580</b>	+0.069	16.996	15.881	14.703
12	16:43:46.641	<b>47.511</b>		16.994	<b>15.844</b>	<b>14.673</b>
13	16:44:34.508	<b>47.867</b>	+0.356	17.231	15.901	14.735
14	16:45:22.454	<b>47.946</b>	+0.435	17.048	16.108	14.790

Lap	Time of Day	Lap Tm	Diff	S1 Tm	S2 Tm	S3 Tm
<b>(417) Emanuel Mai</b>						
1	16:32:11.802	<b>49.207</b>	+1.510	18.079	16.169	14.959
2	16:33:00.148	<b>48.346</b>	+0.649	17.362	16.082	14.902
3	16:33:48.185	<b>48.037</b>	+0.340	17.127	16.037	14.873
4	16:34:36.131	<b>47.946</b>	+0.249	17.124	15.935	14.887
5	16:35:24.016	<b>47.885</b>	+0.188	17.172	15.906	14.807
6	16:36:11.890	<b>47.874</b>	+0.177	17.114	15.938	14.822
7	16:37:00.333	<b>48.443</b>	+0.746	17.020	15.952	15.471
8	16:39:03.062	<b>2:02.729</b>	+1:15.032	1:31.775	16.093	14.861
9	16:39:51.513	<b>48.451</b>	+0.754	17.107	15.894	15.450
10	16:40:39.651	<b>48.138</b>	+0.441	17.190	16.135	14.813
11	16:41:27.382	<b>47.731</b>	+0.034	17.070	15.878	<b>14.783</b>
12	16:42:16.214	<b>48.832</b>	+1.135	17.107	16.060	15.665
13	16:43:03.972	<b>47.758</b>	+0.061	17.104	<b>15.862</b>	14.792
14	16:43:51.669	<b>47.697</b>		<b>17.011</b>	15.874	14.812
15	16:44:39.443	<b>47.774</b>	+0.077	17.099	15.886	14.789
16	16:45:27.274	<b>47.831</b>	+0.134	17.067	15.919	14.845

Lap	Time of Day	Lap Tm	Diff	S1 Tm	S2 Tm	S3 Tm
<b>(419) Dominik Reuters</b>						
1	16:33:35.362	<b>49.328</b>	+1.772	18.078	16.317	14.933
2	16:34:23.246	<b>47.884</b>	+0.328	17.138	15.979	14.767
3	16:35:11.084	<b>47.838</b>	+0.282	17.078	15.962	14.798
4	16:35:58.762	<b>47.678</b>	+0.122	17.020	15.884	14.774
5	16:36:46.427	<b>47.665</b>	+0.109	17.045	15.850	14.770
6	16:37:35.314	<b>48.887</b>	+1.331	17.060	15.959	15.868
7	16:39:35.432	<b>2:00.118</b>	+1:12.562	1:29.487	15.902	14.729
8	16:40:22.993	<b>47.561</b>	+0.005	16.981	15.850	14.730
9	16:41:10.549	<b>47.556</b>		17.003	<b>15.843</b>	<b>14.710</b>
10	16:41:58.256	<b>47.707</b>	+0.151	<b>16.978</b>	15.873	14.856
11	16:42:48.344	<b>50.088</b>	+2.532	17		

INT. ADAC Kartrennen Wackersdorf

DSKC - KZ2

Pro Kart Raceland Wackersdorf 1,190 Km

Test-Session 4 odd

14.06.2024 16:30

Practice (15:00 Time) started at 16:30:12

Lap	Time of Day	Lap Tm	Diff	S1 Tm	S2 Tm	S3 Tm
11	16:41:19.742	<b>48.429</b>	+0.659	17.288	16.270	14.871
12	16:42:07.751	<b>48.009</b>	+0.239	17.179	15.969	14.861
13	16:42:55.735	<b>47.984</b>	+0.214	17.157	16.012	14.815
14	16:43:43.838	<b>48.103</b>	+0.333	17.169	16.050	14.884
15	16:44:31.971	<b>48.133</b>	+0.363	17.285	15.991	14.857
16	16:45:20.074	<b>48.103</b>	+0.333	17.170	16.020	14.913

(437) Felix Wischlitzki

1	16:32:27.185	<b>50.454</b>	+2.659	19.046	16.345	15.063
2	16:33:15.652	<b>48.467</b>	+0.672	17.393	16.159	14.915
3	16:34:03.733	<b>48.081</b>	+0.286	17.175	15.983	14.923
4	16:34:51.798	<b>48.065</b>	+0.270	17.159	15.964	14.942
5	16:35:39.854	<b>48.056</b>	+0.261	17.111	15.999	14.946
6	16:36:28.025	<b>48.171</b>	+0.376	17.191	15.974	15.006
7	16:37:16.128	<b>48.103</b>	+0.308	17.229	16.009	14.865
8	16:38:05.927	<b>49.799</b>	+2.004	17.842	16.213	15.744
9	16:43:25.466	<b>5:19.539</b>	+4:31.744	4:48.424	16.196	14.919
10	16:44:13.391	<b>47.925</b>	+0.130	17.192	<b>15.924</b>	14.809
11	16:45:01.186	<b>47.795</b>		17.090	15.925	<b>14.780</b>
12	16:45:49.063	<b>47.877</b>	+0.082	<b>17.082</b>	15.983	14.812

(507) Jeroen Bos

1	16:32:09.519	<b>52.173</b>	+4.334	19.566	17.095	15.512
2	16:32:58.094	<b>48.575</b>	+0.736	17.581	16.136	14.858
3	16:33:46.170	<b>48.076</b>	+0.237	17.214	16.024	14.838
4	16:34:34.255	<b>48.085</b>	+0.246	17.140	16.104	14.841
5	16:35:22.184	<b>47.929</b>	+0.090	17.188	<b>15.954</b>	14.787
6	16:36:11.005	<b>48.821</b>	+0.982	17.210	16.120	15.491
7	16:38:35.621	<b>2:24.616</b>	+1:36.777	1:53.689	16.124	14.803
8	16:39:23.554	<b>47.933</b>	+0.094	17.139	16.034	14.760
9	16:40:11.529	<b>47.975</b>	+0.136	17.125	16.093	14.757
10	16:40:59.368	<b>47.839</b>		<b>17.076</b>	16.017	<b>14.746</b>
11	16:41:47.452	<b>48.084</b>	+0.245	17.129	16.040	14.915
12	16:42:35.293	<b>47.841</b>	+0.002	17.084	15.984	14.773
13	16:43:28.765	<b>53.472</b>	+5.633	17.560	19.115	16.797
14	16:44:16.690	<b>47.925</b>	+0.086	17.161	15.955	14.809
15	16:45:12.922	<b>56.232</b>	+8.393	19.608	17.842	18.782

(425) Noah Gounot

1	16:32:10.781	<b>50.636</b>	+2.735	18.943	16.597	15.096
2	16:32:59.535	<b>48.754</b>	+0.853	17.546	16.240	14.968
3	16:33:47.946	<b>48.411</b>	+0.510	17.359	16.205	14.847
4	16:34:37.109	<b>49.163</b>	+1.262	18.121	16.094	14.948
5	16:35:25.195	<b>48.086</b>	+0.185	17.259	16.035	14.792
6	16:36:13.340	<b>48.145</b>	+0.244	17.207	16.139	14.799
7	16:37:01.324	<b>47.984</b>	+0.083	17.090	16.070	14.824
8	16:37:50.602	<b>49.278</b>	+1.377	17.173	16.028	16.077
9	16:40:06.060	<b>2:15.458</b>	+1:27.557	1:44.437	16.166	14.855
10	16:40:54.016	<b>47.956</b>	+0.055	17.197	16.000	<b>14.759</b>
11	16:41:41.947	<b>47.931</b>	+0.030	17.149	15.992	14.790
12	16:42:29.848	<b>47.901</b>		<b>17.082</b>	15.968	14.851
13	16:43:17.828	<b>47.980</b>	+0.079	17.276	<b>15.908</b>	14.796
14	16:44:05.876	<b>48.048</b>	+0.147	17.224	15.964	14.860
15	16:44:53.879	<b>48.003</b>	+0.102	17.147	15.971	14.885
16	16:45:41.934	<b>48.055</b>	+0.154	17.201	16.035	14.819

(509) Domantas Krnyva

1	16:32:05.539	<b>50.860</b>	+2.945	19.157	16.705	14.998
2	16:32:53.898	<b>48.359</b>	+0.444	17.412	16.052	14.895
3	16:33:42.108	<b>48.210</b>	+0.295	17.309	16.024	14.877
4	16:34:30.571	<b>48.463</b>	+0.548	17.318	16.058	15.087
5	16:35:18.965	<b>48.394</b>	+0.479	17.456	16.006	14.932
6	16:36:07.460	<b>48.495</b>	+0.580	17.717	<b>15.895</b>	14.883
7	16:36:55.456	<b>47.996</b>	+0.081	17.116	15.963	14.917
8	16:37:43.429	<b>47.973</b>	+0.058	17.132	16.001	14.840
9	16:38:31.433	<b>48.004</b>	+0.089	17.111	16.040	14.853
10	16:39:21.004	<b>49.571</b>	+1.656	17.451	16.018	16.102
11	16:41:08.074	<b>1:47.070</b>	+59.155	1:15.929	16.242	14.899
12	16:41:56.189	<b>48.115</b>	+0.200	17.231	16.020	14.864
13	16:42:44.213	<b>48.024</b>	+0.109	17.240	15.969	14.815
14	16:43:32.476	<b>48.263</b>	+0.348	17.369	16.007	14.887
15	16:44:20.391	<b>47.915</b>		<b>17.083</b>	16.007	14.825
16	16:45:08.406	<b>48.015</b>	+0.100	17.214	15.999	<b>14.802</b>
17	16:45:56.325	<b>47.919</b>	+0.004	17.105	15.921	14.893

(455) Tim Schott

1	16:32:44.502	<b>50.072</b>	+2.153	17.708	17.292	15.072
2	16:33:34.425	<b>49.923</b>	+2.004	18.064	16.458	15.401
3	16:34:22.921	<b>48.496</b>	+0.577	17.431	16.161	14.904
4	16:35:11.331	<b>48.410</b>	+0.491	17.230	16.352	14.828
5	16:35:59.322	<b>47.991</b>	+0.072	17.143	16.026	14.822
6	16:36:47.399	<b>48.077</b>	+0.158	17.120	16.093	14.864
7	16:37:36.230	<b>48.831</b>	+0.912	17.177	16.026	15.628
8	16:39:36.888	<b>2:00.658</b>	+1:12.739	1:29.769	16.083	14.806
9	16:40:24.807	<b>47.919</b>		17.154	<b>15.972</b>	<b>14.793</b>
10	16:41:12.976	<b>48.169</b>	+0.250	17.149	16.213	14.807
11	16:42:00.996	<b>48.020</b>	+0.101	17.178	16.024	14.818
12	16:42:48.983	<b>47.987</b>	+0.068	17.111	16.052	14.824
13	16:43:36.992	<b>48.009</b>	+0.090	<b>17.063</b>	16.103	14.843
14	16:44:25.154	<b>48.162</b>	+0.243	17.089	16.210	14.863
15	16:45:14.217	<b>49.063</b>	+1.144	17.213	16.013	15.837

(411) Philipp Salzmann

1	16:33:43.866	<b>51.295</b>	+3.370	18.187	16.222	16.886
2	16:34:32.119	<b>48.253</b>	+0.328	17.244	16.049	14.960
3	16:35:20.464	<b>48.345</b>	+0.420	17.397	16.052	14.896
4	16:36:09.115	<b>48.651</b>	+0.726	17.451	16.246	14.954
5	16:36:57.179	<b>48.064</b>	+0.139	17.127	16.074	14.863
6	16:37:45.220	<b>48.041</b>	+0.116	17.170	15.967	14.904
7	16:38:35.447	<b>50.227</b>	+2.302	17.247	16.122	16.858
8	16:41:45.473	<b>3:10.026</b>	+2:22.101	2:39.004	16.080	14.942
9	16:42:33.892	<b>48.419</b>	+0.494	17.329	16.163	14.927
10	16:43:21.838	<b>47.946</b>	+0.021	17.126	15.964	14.856
11	16:44:10.032	<b>48.194</b>	+0.269	<b>17.088</b>	16.235	14.871
12	16:44:57.957	<b>47.925</b>		17.149	<b>15.925</b>	<b>14.851</b>
13	16:45:46.115	<b>48.158</b>	+0.233	17.101	16.122	14.935

(505) Luca Colella

1	16:32:11.348	<b>50.692</b>	+2.741	19.089	16.465	15.138
2	16:33:01.519	<b>50.171</b>	+2.220	18.734	16.418	15.019
3	16:33:49.776	<b>48.257</b>	+0.306	17.240	16.057	14.960
4	16:34:37.932	<b>48.156</b>	+0.205	17.242	16.072	14.842
5	16:35:25.941	<b>48.009</b>	+0.058	17.173	16.008	14.828
6	16:36:14.136	<b>48.195</b>	+0.244	17.386	<b>15.935</b>	14.874
7	16:37:03.245	<b>49.109</b>	+1.158	17.275	16.238	15.596
8	16:39:38.777	<b>2:35.532</b>	+1:47.581	2:04.367	16.250	14.915
9	16:40:26.877	<b>48.100</b>	+0.149	17.229	15.966	14.905
10	16:41:15.100	<b>48.223</b>	+0.272	17.297	16.032	14.894
11	16:42:03.051	<b>47.951</b>		17.176	15.953	<b>14.822</b>
12	16:42:51.144	<b>48.093</b>	+0.142	17.217	16.031	14.845
13	16:43:39.238	<b>48.094</b>	+0.143	17.262	15.972	14.860
14	16:44:27.472	<b>48.234</b>	+0.283	17.217	16.152	14.865
15	16:45:16.802	<b>49.330</b>	+1.379	<b>17.166</b>	16.127	16.037

(429) Adrian Martinz

1	16:32:19.029	<b>50.287</b>	+2.262	18.429	16.626	15.232
2	16:33:08.140	<b>49.111</b>	+1.086	17.530	16.456	15.125
3	16:33:56.482	<b>48.342</b>	+0.317	17.340	16.119	14.883
4	16:34:44.814	<b>48.332</b>	+0.307	17.270	16.113	14.949
5	16:35:33.305	<b>48.491</b>	+0.466	17.301	16.181	15.009
6	16:36:21.786	<b>48.481</b>	+0.456	17.291	16.172	15.018
7	16:37:10.137	<b>48.351</b>	+0.326	17.355	16.084	14.912
8	16:38:00.028	<b>49.891</b>	+1.866	17.325	16.085	16.481
9	16:41:04.516	<b>3:04.488</b>	+2:16.463	2:33.207	16.262	15.019
10	16:41:52.541	<b>48.025</b>		17.234	<b>15.977</b>	<b>14.814</b>
11	16:42:41.968	<b>49.427</b>	+1.402	17.328	16.815	15.284
12	16:43:30.195	<b>48.227</b>	+0.202	17.267	16.066	14.894
13	16:44:18.560	<b>48.365</b>	+0.340	17.331	16.096	14.938
14	16:45:06.826	<b>48.266</b>	+0.241	17.248	16.128	14.890
15	16:45:54.929	<b>48.103</b>	+0.078	<b>17.176</b>	16.045	14.882

(407) Anders Elkjaer

1	16:34:11.418	<b>49.944</b>	+1.812	18.570	16.218	15.156
2	16:34:59.812	<b>48.394</b>	+0.262	17.281	16.139	14.974
3	16:35:48.111	<b>48.299</b>	+0.167	17.222	16.089	14.988
4	16:36:36.360	<b>48.249</b>	+0.117	17.228	16.082	14.939
5	16:37:24.494	<b>48.134</b>	+0.002			

INT. ADAC Kartrennen Wackersdorf

DSKC - KZ2

Pro Kart Raceland Wackersdorf 1,190 Km

Test-Session 4 odd

14.06.2024 16:30

Practice (15:00 Time) started at 16:30:12

Lap	Time of Day	Lap Tm	Diff	S1 Tm	S2 Tm	S3 Tm	Lap	Time of Day	Lap Tm	Diff	S1 Tm	S2 Tm	S3 Tm
7	16:39:01.134	<b>48.256</b>	+0.124	17.244	16.067	14.945							
8	16:39:49.416	<b>48.282</b>	+0.150	17.302	16.030	14.950							
9	16:40:37.702	<b>48.286</b>	+0.154	17.269	16.077	14.940							
10	16:41:27.293	<b>49.591</b>	+1.459	17.284	16.063	16.244							
11	16:42:53.380	<b>1:26.087</b>	+37.955	54.987	16.119	14.981							
12	16:43:41.512	<b>48.132</b>		17.266	<b>15.956</b>	14.910							
13	16:44:29.699	<b>48.187</b>	+0.055	<b>17.153</b>	16.089	14.945							
14	16:45:18.792	<b>49.093</b>	+0.961	17.211	16.112	15.770							

(513) Edoardo Mormorelli

1	16:32:25.269	<b>50.175</b>	+2.022	18.143	16.740	15.292
2	16:33:14.337	<b>49.068</b>	+0.915	17.763	16.267	15.038
3	16:34:02.821	<b>48.484</b>	+0.331	17.331	16.200	14.953
4	16:34:51.256	<b>48.435</b>	+0.282	17.284	16.153	14.998
5	16:35:39.578	<b>48.322</b>	+0.169	17.338	<b>16.030</b>	14.954
6	16:36:28.217	<b>48.639</b>	+0.486	17.246	16.069	15.324
7	16:37:16.671	<b>48.454</b>	+0.301	17.321	16.192	14.941
8	16:38:05.477	<b>48.806</b>	+0.653	17.557	16.255	14.994
9	16:38:53.883	<b>48.406</b>	+0.253	17.317	16.136	14.953
10	16:39:42.537	<b>48.654</b>	+0.501	17.442	16.171	15.041
11	16:40:31.012	<b>48.475</b>	+0.322	17.379	16.164	14.932
12	16:41:21.692	<b>50.680</b>	+2.527	17.440	17.309	15.931
13	16:43:01.408	<b>1:39.716</b>	+51.563	1:06.363	17.909	15.444
14	16:43:49.900	<b>48.492</b>	+0.339	17.357	16.119	15.016
15	16:44:38.209	<b>48.309</b>	+0.156	17.277	16.124	14.908
16	16:45:26.362	<b>48.153</b>		<b>17.245</b>	16.064	<b>14.844</b>

(485) Maximilian Spirkl

1	16:33:34.808	<b>50.891</b>	+2.642	18.419	16.482	15.990
2	16:34:23.694	<b>48.886</b>	+0.637	17.494	16.328	15.064
3	16:35:12.183	<b>48.489</b>	+0.240	17.241	16.226	15.022
4	16:36:01.203	<b>49.020</b>	+0.771	17.358	16.190	15.472
5	16:37:14.413	<b>1:13.210</b>	+24.961	42.067	16.202	14.941
6	16:38:02.790	<b>48.377</b>	+0.128	<b>17.236</b>	16.197	14.944
7	16:38:51.174	<b>48.384</b>	+0.135	17.294	16.146	14.944
8	16:39:39.760	<b>48.586</b>	+0.337	17.438	16.186	14.962
9	16:40:28.057	<b>48.297</b>	+0.048	17.265	16.121	14.911
10	16:41:16.392	<b>48.335</b>	+0.086	17.299	16.131	14.905
11	16:42:04.641	<b>48.249</b>		17.308	<b>16.095</b>	<b>14.846</b>
12	16:42:53.890	<b>49.249</b>	+1.000	17.277	16.221	15.751
13	16:44:36.628	<b>1:42.738</b>	+54.489	1:11.623	16.143	14.972
14	16:45:25.153	<b>48.525</b>	+0.276	17.377	16.155	14.993

(433) Alexander Richter

1	16:32:20.304	<b>50.960</b>	+2.599	18.672	16.922	15.366
2	16:33:09.088	<b>48.784</b>	+0.423	17.440	16.320	15.024
3	16:33:58.028	<b>48.940</b>	+0.579	17.550	16.342	15.048
4	16:34:46.935	<b>48.907</b>	+0.546	17.440	16.343	15.124
5	16:35:35.625	<b>48.690</b>	+0.329	17.376	16.227	15.087
6	16:36:24.398	<b>48.773</b>	+0.412	17.375	16.366	15.032
7	16:37:15.406	<b>51.008</b>	+2.647	17.520	16.245	17.243
8	16:39:14.003	<b>1:58.597</b>	+1:10.236	1:27.028	16.436	15.133
9	16:40:04.755	<b>50.752</b>	+2.391	17.510	16.267	16.975
10	16:41:57.330	<b>1:52.575</b>	+1:04.214	1:20.609	16.865	15.101
11	16:42:45.691	<b>48.351</b>		<b>17.308</b>	<b>16.109</b>	<b>14.944</b>
12	16:43:34.370	<b>48.679</b>	+0.318	17.455	16.148	15.076
13	16:44:24.638	<b>50.268</b>	+1.907	17.442	16.144	16.682

(409) Lovasz Balint

1	16:32:22.336	<b>50.034</b>	+1.473	18.167	16.655	15.212
2	16:33:11.299	<b>48.963</b>	+0.402	17.543	16.388	15.032
3	16:34:00.485	<b>49.186</b>	+0.625	17.835	16.337	15.014
4	16:34:50.084	<b>49.599</b>	+1.038	17.516	16.253	15.830
5	16:37:32.893	<b>2:42.809</b>	+1:54.248	2:11.488	16.283	15.038
6	16:38:21.598	<b>48.705</b>	+0.144	17.430	16.262	15.013
7	16:39:10.209	<b>48.611</b>	+0.050	17.342	<b>16.216</b>	15.053
8	16:39:58.770	<b>48.561</b>		<b>17.327</b>	16.237	<b>14.997</b>
9	16:40:47.466	<b>48.696</b>	+0.135	17.389	16.287	15.020
10	16:41:37.722	<b>50.256</b>	+1.695	17.544	16.353	16.359





### DSKC - KZ2

### Serie 1

#	Driver	Nat	Sponsor Entrant	Nat	License E-License	Make
406	Christian Breiter	DEU	ADAC Niersachsen/Sachsen-Anhalt e.V.	DEU	NKA16756 BIC38443	Maranello/TM/Vega
407	Anders Elkjaer	DNK	Maranello SRP Factory Team	DEU	ITE902 KBF38275	Maranello/TM/Vega
408	Florian Breitenbach	DEU	Maranello SRP Factory Team	DEU	ITE 16880 KBF38275	Maranello/TM /Vega
409	Lovasz Balint	HUN	VIA-SPEED KFT	HUN	ITE6627 IBL542	Croc Promotion/TM/Vega
410	Maurice Schenck	DEU	APEX Performance	DEU	ITE 10412 KBF38438	Maranello/TM/Vega
414	Ken Algre	EST	Maranello SRP Factory Team	DEU	ITE26407 KBF38275	Maranello/TM /Vega
415	Rouven Wilk	DEU	Mach1 Motorsport	DEU	ITE35449 KBF39310	Mach1/TM/Vega
423	Claudia Henning	DEU	Henning Claudia	DEU	ITE11645 IDC11645	Birel ART/TM/Vega
426	Siep Kuypers	NLD	CRG Holland	NLD	ITE52719 155221008	CRG/TM/Vega
430	Andreas Dresen	DEU	Maranello SRP Factory Team	DEU	ITC-C28031 KBF38275	Maranello/TM/Vega
431	Simon Rechenmacher	DEU	TB Racing Team	DEU	ITE 38327 KBF38262	KR/TM/Vega
433	Alexander Richter	DEU	Team NKS	DEU	ITE 42057 BIC29153	DR/Modena/Vega
437	Felix Wischitzki	DEU	ADAC Mittelrhein e.V. RMW Motorsport	DEU	ITE 15497 BIC39010	Tony-Kart/TM/Vega
442	Maximilian Schleimer	DEU	ADAC Mittelrhein e.V. Maranello SRP Factory Team	DEU	ITE 11572 KBF38275	Maranello/TM/Vega
444	Lars Ossenbeck	DEU	ADAC Niedersachsen/Sachsen-Anhalt e.V.	DEU	ITE 38498 BIC38443	Maranello/TM/Vega
452	Erik Müller	DEU	Mach1 Motorsport	DEU	ITE 17884 BIC20651	Mach1/TM /Vega
455	Tim Schott	DEU	TB Racing Team	DEU	NKA16563 KBF38262	KR/TM/Vega
468	Rick Hartmann	DEU	MSC -Langenfeld e.V. im ADAC Falcon Racing Team	NLD	ITD-C18598 12133007	Falcon/TM/Vega
485	Maximilian Spirkel	DEU	Dörr Motorsport	DEU	ITE33771 BIF38420	KR/IAME/Vega
502	Louis Binder	DEU	BRM RACING FACTORY S.R.L.	ITA	ITE34543 IBL462163	BRM/TM/Vega
507	Jeroen Bos	NLD	SP Motorsport	NLD	ITE21799 IBL47253	KR/TM Racing/Vega
511	Mario Lauer	DEU	NEES RACING	DEU	ITG25003 KBF38362	Maranello/TM/Vega
513	Edoardo Mormorelli	ITA	Maranello SRP Factory Team	DEU	ITE499685 BIC38275	Maranello/TM/Vega
515	Edgaras Kelmas	LTU	Paske Racing	LTU	ITE2024-ITE/003 IBL2024-KL/05	Maranello/TM /Vega

### DSKC - KZ2

### Serie 2

#	Driver	Nat	Sponsor Entrant	Nat	License E-License	Make
411	Philipp Salzmann	DEU	TB Racing Team	DEU	ITE40074 KBF38262	KR/TM/Vega
412	Ajdin Jatic	NLD	Falcon Racing Team	NLD	ITE52317 12131007	Falcon/TM/Vega
416	Jayden Gushiken	DEU	7L-Performance	DEU	NKA41655 KBF38668	Tony Kart /TM /Vega
417	Emanuel Mai	DEU	Solgat Motorsport	DEU	ITE 16484 KBF42332	Birel ART/TM/Vega
418	Noah Höß	DEU	Solgat Motorsport	DEU	ITE 19884 BIF42332	Birel ART/TM/Vega
419	Dominik Reuters	DEU	Dörr Motorsport	DEU	ITE 14038 BIF38420	KR/IAME/Vega
424	Noah Kaltenbach	DEU	7L-Performance	DEU	ITE 41550 KBF38668	Tony Kart/TM /Vega
425	Noah Gounot	DEU	Solgat Motorsport	DEU	NKA30555 KBF42332	Birel ART/TM/Vega
427	Emma Felbermayr	AUT	TB Racing Team	DEU	ITEJK2003 KBF38262	KR/TM/Vega
428	Lukas Reiböck	AUT	BIRELART RACING KSW	AUT	ITEJK2158 IBLBK 102	Birel ART/TM/VEGA
429	Adrian Martinz	AUT	BIREL ART RACING KSW	AUT	ITEJK2072 IBLBK 102	Birel ART/TM/Vega
434	Marcel Ernst	DEU	NB Motorsport	DEU	NKA25485 38954	Lenzokart/TM/Vega
436	Cedric Malk	CHE	Millennium Racing	DEU	ITE1350 KBF38042	Tony Kart/TM/Vega
440	Enzo Bol	NLD	SP Motorsport	NLD	ITE42526 IBL47253	KR/TM/Vega
466	Maximilian Schreyer	DEU	Maranello SRP Factory Team	DEU	ITE 31254 BIC38275	Maranello/TM /Vega
477	Dion van Werven	NLD	Wilfred van Werven	NLD	ITE49844 EL50365	CRG/TM/Vega
505	Luca Colella	DEU	APEX Performance Racing Team	DEU	ITE21369 KBF38438	Maranello/TM/Vega
509	Domantas Knyva	LTU	Dream 2 Drive	LTU	IABS2024-ITE/016 IBL2024-KL/09	Formula K/TM/Vega
512	Oskar Steinbach	DEU	Kartshop Ampfing	DEU	NKA41241 KBF25142	Birel/TM/Vega
514	Jeffrey Fikse	NLD	Jeffrey Fikse	DEU	ITE40615 IDC40615	Maranello /TM/Vega
516	Gianina Prisching	AUT	BIREL ART RACING KSW	AUT	ITEjk2241 IBLBK102	BirelArt/TM /Vega
420	Nathalie Kreitz	DEU	VDB Kart Racing	DEU	ITE 14979 KBF10478	Birel ART/TM/Vega
422	Chris Vandebroek	DEU	VDB Kart Racing	DEU	ITE 10367 KBF10478	Birel ART/TM/Vega
454	Markus Rausch	DEU	Markus Rausch	DEU	ITE 11242 IDC11242	Maranello/TM/Vega

### DSKC - KZ2

### Free Practice Serie 1

Track length: 1.190 Km

Session Started: 7:59:59

Best Lap by: 507 - Jeroen Bos - 59.440

Rank	#	Driver	Nat	Sponsor Entrant	Nat	License E-License	Make	laps	Best Lap	Diff	In Lap	Penalty
1	507	Jeroen Bos		SP Motorsport		ITE21799 IBL47253	KR/TM Racing/Vega	5	59.440		3	
2	415	Rouven Wilk		Mach1 Motorsport		ITE35449 KBF39310	Mach1/TM/Vega	8	1:00.038	0.598	4	
3	442	Maximilian Schleimer		ADAC Mittelrhein e.V. Maranello SRP Factory Team		ITE 11572 KBF38275	Maranello/TM/Vega	7	1:00.077	0.637	6	
4	408	Florian Breitenbach		Maranello SRP Factory Team		ITE 16880 KBF38275	Maranello/TM /Vega	6	1:00.132	0.692	2	
5	423	Claudia Henning		Henning Claudia		ITE11645 IDC11645	Birel ART/TM/Vega	3	1:00.222	0.782	2	
6	485	Maximilian Spirk		Dörr Motorsport		ITE33771 BIF38420	KR/IAME/Vega	6	1:00.480	1.040	6	
7	468	Rick Hartmann		MSC -Langenfeld e.V. im ADAC Falcon Racing Team		ITD-C18598 12133007	Falcon/TM/Vega	4	1:00.692	1.252	3	
8	431	Simon Rechenmacher		TB Racing Team		ITE 38327 KBF38262	KR/TM/Vega	6	1:00.752	1.312	2	
9	444	Lars Ossenbeck		ADAC Niedersachsen/Sachsen-Anhalt e.V.		ITE 38498 BIC38443	Maranello/TM/Vega	5	1:00.787	1.347	1	
10	502	Louis Binder		BRM RACING FACTORY S.R.L.		ITE34543 IBL462163	BRM/TM/Vega	3	1:00.849	1.409	2	
11	511	Mario Lauer		NEES RACING		ITG25003 KBF38362	Maranello/TM/Vega	6	1:00.947	1.507	4	
12	414	Ken Algre		Maranello SRP Factory Team		ITE26407 KBF38275	Maranello/TM /Vega	7	1:01.103	1.663	7	
13	410	Maurice Schenck		APEX Performance		ITE 10412 KBF38438	Maranello/TM/Vega	6	1:01.486	2.046	3	
14	455	Tim Schott		TB Racing Team		NKA16563 KBF38262	KR/TM/Vega	3	1:01.528	2.088	1	
15	426	Siep Kuypers		CRG Holland		ITE52719 155221008	CRG/TM/Vega	5	1:01.632	2.192	1	
16	433	Alexander Richter		Team NKS		ITE 42057 BIC29153	DR/Modena/Vega	7	1:01.732	2.292	1	
17	513	Edoardo Mormorelli		Maranello SRP Factory Team		ITE499685 BIC38275	Maranello/TM/Vega	8	1:01.794	2.354	5	
18	406	Christian Breiter		ADAC Niedersachsen/Sachsen-Anhalt e.V.		NKA16756 BIC38443	Maranello/TM/Vega	3	1:01.902	2.462	2	
19	430	Andreas Dresen		Maranello SRP Factory Team		ITC-C28031 KBF38275	Maranello/TM/Vega	5	1:02.296	2.856	5	
20	409	Lovasz Balint		VIA-SPEED KFT		ITE6627 IBL542	Croc Promotion/TM/Vega	1	1:08.667	9.227	1	
21	452	Erik Müller		Mach1 Motorsport		ITE 17884 BIC20651	Mach1/TM /Vega	6	1:14.391	14.951	2	
22	437	Felix Wischlitzki		ADAC Mittelrhein e.V. RMW Motorsport		ITE 15497 BIC39010	Tony-Kart/TM/Vega	3	1:17.081	17.641	2	
23	515	Edgaras Kelmas		Paske Racing		ITE2024-ITE/003 IBL2024-KL/05	Maranello/TM /Vega	6	1:20.739	21.299	2	
24	407	Anders Elkjaer		Maranello SRP Factory Team		ITE902 KBF38275	Maranello/TM/Vega	0			0	


Timekeeper  
M.Riehmers

Race Director  
H.Seidel

Page 1/1

These results are provisional until the conclusion of any judicial and technical matters!

Printed: 15.06.2024 / 08:11



INT. ADAC Kartrennen Wackersdorf

DSKC - KZ2

Free Practice Serie 1

Practice (10:00 Time) started at 7:59:59

Pro Kart Raceland Wackersdorf 1,190 Km

15.06.2024 08:00

Lap	Time of Day	Lap Tm	Diff	S1 Tm	S2 Tm	S3 Tm
<b>(507) Jeroen Bos</b>						
1	8:04:37.668	<b>1:02.568</b>	+3.128	23.573	20.976	18.019
2	8:05:37.973	<b>1:00.305</b>	+0.865	21.683	20.801	17.821
3	8:06:37.413	<b>59.440</b>		<b>21.348</b>	<b>20.469</b>	<b>17.623</b>
4	8:07:37.940	<b>1:00.527</b>	+1.087	21.635	20.953	17.939
5	8:08:38.405	<b>1:00.465</b>	+1.025	21.563	21.107	17.795

Lap	Time of Day	Lap Tm	Diff	S1 Tm	S2 Tm	S3 Tm
<b>(415) Rouven Wilk</b>						
1	8:03:35.298	<b>1:02.194</b>	+2.156	22.867	21.426	17.901
2	8:04:37.106	<b>1:01.808</b>	+1.770	21.747	21.933	18.128
3	8:05:37.245	<b>1:00.139</b>	+0.101	21.426	20.838	17.875
4	8:06:37.283	<b>1:00.038</b>		21.457	<b>20.778</b>	<b>17.803</b>
5	8:07:38.262	<b>1:00.979</b>	+0.941	<b>21.424</b>	21.515	18.040
6	8:08:39.155	<b>1:00.893</b>	+0.855	21.858	21.169	17.866
7	8:09:39.462	<b>1:00.307</b>	+0.269	21.643	20.832	17.832
8	8:10:40.061	<b>1:00.599</b>	+0.561	21.830	20.895	17.874

Lap	Time of Day	Lap Tm	Diff	S1 Tm	S2 Tm	S3 Tm
<b>(442) Maximilian Schleimer</b>						
1	8:04:00.091	<b>1:08.079</b>	+8.002	25.530	22.281	20.268
2	8:05:04.534	<b>1:04.443</b>	+4.366	23.427	21.677	19.339
3	8:06:07.442	<b>1:02.908</b>	+2.831	22.625	21.527	18.756
4	8:07:10.023	<b>1:02.581</b>	+2.504	22.286	21.894	18.401
5	8:08:10.742	<b>1:00.719</b>	+0.642	21.966	20.962	17.791
6	8:09:10.819	<b>1:00.077</b>		<b>21.592</b>	<b>20.751</b>	<b>17.734</b>
7	8:10:11.395	<b>1:00.576</b>	+0.499	21.922	20.838	17.816

Lap	Time of Day	Lap Tm	Diff	S1 Tm	S2 Tm	S3 Tm
<b>(408) Florian Breitenbach</b>						
1	8:05:07.928	<b>1:00.747</b>	+0.615	21.774	21.084	<b>17.889</b>
2	8:06:08.060	<b>1:00.132</b>		<b>21.578</b>	<b>20.608</b>	17.946
3	8:07:09.564	<b>1:01.504</b>	+1.372	22.081	21.286	18.137
4	8:08:10.029	<b>1:00.465</b>	+0.333	21.889	20.628	17.948
5	8:09:10.281	<b>1:00.252</b>	+0.120	21.632	20.729	17.891
6	8:10:12.089	<b>1:01.808</b>	+1.676	23.017	20.707	18.084

Lap	Time of Day	Lap Tm	Diff	S1 Tm	S2 Tm	S3 Tm
<b>(423) Claudia Henning</b>						
1	8:08:11.887	<b>1:03.217</b>	+2.995	24.330	20.818	18.069
2	8:09:12.109	<b>1:00.222</b>		<b>21.537</b>	20.783	<b>17.902</b>
3	8:10:12.687	<b>1:00.578</b>	+0.356	21.860	<b>20.695</b>	18.023

Lap	Time of Day	Lap Tm	Diff	S1 Tm	S2 Tm	S3 Tm
<b>(485) Maximilian Spirk</b>						
1	8:05:48.554	<b>1:01.489</b>	+1.009	21.812	21.749	17.928
2	8:06:49.065	<b>1:00.511</b>	+0.031	<b>21.480</b>	21.016	18.015
3	8:07:50.227	<b>1:01.162</b>	+0.682	21.800	21.177	18.185
4	8:08:50.812	<b>1:00.585</b>	+0.105	21.648	<b>20.826</b>	18.111
5	8:09:51.955	<b>1:01.143</b>	+0.663	22.238	21.042	17.863
6	8:10:52.435	<b>1:00.480</b>		21.786	20.938	<b>17.756</b>

Lap	Time of Day	Lap Tm	Diff	S1 Tm	S2 Tm	S3 Tm
<b>(468) Rick Hartmann</b>						
1	8:07:39.185	<b>1:00.830</b>	+0.138	21.963	20.806	18.061
2	8:08:40.126	<b>1:00.941</b>	+0.249	<b>21.920</b>	20.952	18.069
3	8:09:40.818	<b>1:00.692</b>		21.956	<b>20.757</b>	<b>17.979</b>
4	8:10:41.946	<b>1:01.128</b>	+0.436	21.973	20.876	18.279

Lap	Time of Day	Lap Tm	Diff	S1 Tm	S2 Tm	S3 Tm
<b>(431) Simon Rechenmacher</b>						
1	8:05:50.299	<b>1:01.421</b>	+0.669	22.163	20.958	18.300
2	8:06:51.051	<b>1:00.752</b>		21.665	21.035	<b>18.052</b>
3	8:07:52.405	<b>1:01.354</b>	+0.602	<b>21.498</b>	21.243	18.613
4	8:08:53.244	<b>1:00.839</b>	+0.087	21.689	<b>20.859</b>	18.291
5	8:09:55.124	<b>1:01.880</b>	+1.128	22.267	21.198	18.415
6	8:10:56.344	<b>1:01.220</b>	+0.468	21.745	21.374	18.101

Lap	Time of Day	Lap Tm	Diff	S1 Tm	S2 Tm	S3 Tm
<b>(444) Lars Ossenbeck</b>						
1	8:06:15.940	<b>1:00.787</b>		<b>21.659</b>	<b>20.484</b>	18.644
2	8:07:18.178	<b>1:02.238</b>	+1.451	22.155	21.320	18.763
3	8:08:20.852	<b>1:02.674</b>	+1.887	22.264	21.074	19.336
4	8:09:23.478	<b>1:02.626</b>	+1.839	22.926	21.249	<b>18.451</b>
5	8:10:25.529	<b>1:02.051</b>	+1.264	22.248	21.087	18.716

Lap	Time of Day	Lap Tm	Diff	S1 Tm	S2 Tm	S3 Tm
<b>(502) Louis Binder</b>						
1	8:08:20.312	<b>1:01.824</b>	+0.975	22.609	20.914	18.301
2	8:09:21.161	<b>1:00.849</b>		<b>22.124</b>	<b>20.761</b>	17.964
3	8:10:22.122	<b>1:00.961</b>	+0.112	22.281	20.870	<b>17.810</b>

Lap	Time of Day	Lap Tm	Diff	S1 Tm	S2 Tm	S3 Tm
<b>(511) Mario Lauer</b>						
1	8:05:47.414	<b>1:03.236</b>	+2.289	23.289	21.550	18.397
2	8:06:48.576	<b>1:01.162</b>	+0.215	<b>21.919</b>	21.159	18.084
3	8:07:50.858	<b>1:02.282</b>	+1.335	22.539	21.536	18.207
4	8:08:51.805	<b>1:00.947</b>		22.922	21.066	<b>17.959</b>
5	8:09:53.535	<b>1:01.730</b>	+0.783	22.185	<b>21.038</b>	18.507
6	8:10:55.156	<b>1:01.621</b>	+0.674	22.261	21.155	18.205

Lap	Time of Day	Lap Tm	Diff	S1 Tm	S2 Tm	S3 Tm
<b>(414) Ken Algre</b>						
1	8:04:17.917	<b>1:06.466</b>	+5.363	24.747	22.587	19.132
2	8:05:21.383	<b>1:03.466</b>	+2.363	23.692	21.289	18.485
3	8:06:22.679	<b>1:01.296</b>	+0.193	22.214	20.967	18.115
4	8:07:53.997	<b>1:31.318</b>	+30.215	<b>21.635</b>	20.800	48.883
5	8:08:55.317	<b>1:01.320</b>	+0.217	22.556	20.738	18.026
6	8:09:56.431	<b>1:01.114</b>	+0.011	22.577	<b>20.620</b>	<b>17.917</b>
7	8:10:57.534	<b>1:01.103</b>		21.872	20.887	18.344

Lap	Time of Day	Lap Tm	Diff	S1 Tm	S2 Tm	S3 Tm
<b>(410) Maurice Schenck</b>						
1	8:04:41.443	<b>1:02.956</b>	+1.470	23.250	21.530	18.176
2	8:05:43.022	<b>1:01.579</b>	+0.093	22.364	21.174	<b>18.041</b>
3	8:06:44.508	<b>1:01.486</b>		<b>21.966</b>	21.216	18.304
4	8:07:46.395	<b>1:01.887</b>	+0.401	22.267	21.362	18.258
5	8:08:48.873	<b>1:02.478</b>	+0.992	22.245	21.243	18.990
6	8:10:34.500	<b>1:45.627</b>	+44.141	1:06.406	<b>21.084</b>	18.137

Lap	Time of Day	Lap Tm	Diff	S1 Tm	S2 Tm	S3 Tm
<b>(455) Tim Schott</b>						
1	8:08:00.871	<b>1:01.528</b>		22.221	<b>20.998</b>	<b>18.309</b>
2	8:09:02.972	<b>1:02.101</b>	+0.573	<b>21.871</b>	21.226	19.004
3	8:10:07.206	<b>1:04.234</b>	+2.706	23.662	21.310	19.262

Lap	Time of Day	Lap Tm	Diff	S1 Tm	S2 Tm	S3 Tm
<b>(426) Siep Kuypers</b>						
1	8:05:40.177	<b>1:01.632</b>		22.695	<b>20.842</b>	<b>18.095</b>
2	8:06:42.070	<b>1:01.893</b>	+0.261	<b>22.052</b>	21.508	18.333
3	8:07:43.773	<b>1:01.703</b>	+0.071	22.196	21.234	18.273
4	8:08:46.089	<b>1:02.316</b>	+0.684	22.056	21.285	18.975
5	8:10:48.794	<b>2:02.705</b>	+1:01.073	1:23.559	20.992	18.154

Lap	Time of Day	Lap Tm	Diff	S1 Tm	S2 Tm	S3 Tm
<b>(433) Alexander Richter</b>						
1	8:04:42.385	<b>1:01.732</b>		22.261	21.215	18.256
2	8:05:45.578	<b>1:03.193</b>	+1.461	23.088	21.608	18.497
3	8:06:47.396	<b>1:01.818</b>	+0.086	22.380	<b>21.022</b>	18.416
4	8:07:52.773	<b>1:05.377</b>	+3.645	23.134	23.025	19.218
5	8:08:55.004	<b>1:02.231</b>	+0.499	22.380	21.236	18.615
6	8:09:58.937	<b>1:03.933</b>	+2.201	23.381	21.625	18.927
7	8:11:02.499	<b>1:03.562</b>	+1.830	23.189	21.672	18.701

Lap	Time of Day	Lap Tm	Diff	S1 Tm	S2 Tm	S3 Tm
<b>(513) Edoardo Mormorelli</b>						
1	8:03:05.456	<b>1:11.131</b>	+9.337	27.473	23.226	20.432
2	8:04:13.029	<b>1:07.573</b>	+5.779	25.307	22.340	19.926
3	8:05:19.633	<b>1:06.604</b>	+4.810	24.320	23.453	18.831
4	8:06:23.403	<b>1:03.770</b>	+1.976	23.462	21.959	18.349
5	8:07:25.197	<b>1:01.794</b>		<b>22.353</b>	<b>20.962</b>	18.479
6	8:08:27.297	<b>1:02.100</b>	+0.306	22.822	20.988	18.290
7	8:09:29.215	<b>1:01.918</b>	+0.124	22.423	21.182	18.313
8	8:10:31.230	<b>1:02.015</b>	+0.221	22.606	21.279	<b>18.130</b>

Lap	Time of Day	Lap Tm	Diff	S1 Tm	S2 Tm	S3 Tm
<b>(406) Christian Breiter</b>						



INT. ADAC Kartrennen Wackersdorf

DSKC - KZ2

Pro Kart Raceland Wackersdorf 1,190 Km

Free Practice Serie 1

15.06.2024 08:00

Practice (10:00 Time) started at 7:59:59

Lap	Time of Day	Lap Tm	Diff	S1 Tm	S2 Tm	S3 Tm	Lap	Time of Day	Lap Tm	Diff	S1 Tm	S2 Tm	S3 Tm
3	8:05:53.366	1:14.940	+0.549	27.030	25.910	22.000							
4	8:07:08.294	1:14.928	+0.537	27.238	26.278	21.412							
5	8:08:23.525	1:15.231	+0.840	27.450	25.597	22.184							
6	8:09:40.148	1:16.623	+2.232	26.737	25.945	23.941							
(437) Felix Wischlitzki													
1	8:04:09.050	1:19.514	+2.433	29.820	27.272	22.422							
2	8:05:26.131	1:17.081		27.869	27.290	21.922							
3	8:06:46.960	1:20.829	+3.748	29.484	27.834	23.511							
(515) Edgaras Kelmas													
1	8:03:22.008	1:26.150	+5.411	33.006	28.746	24.398							
2	8:04:42.747	1:20.739		30.066	27.468	23.205							
3	8:06:03.944	1:21.197	+0.458	30.101	27.672	23.424							
4	8:07:27.683	1:23.739	+3.000	29.973	28.377	25.389							
5	8:08:50.415	1:22.732	+1.993	29.731	28.449	24.552							
6	8:10:11.622	1:21.207	+0.468	30.216	27.274	23.717							



### DSKC - KZ2

### Free Practice Serie 2

Track length: 1.190 Km

Session Started: 8:20:01

Best Lap by: 514 - Jeffrey Fikse - 1:00.483

Rank	#	Driver	Nat	Sponsor Entrant	Nat	License E-License	Make	laps	Best Lap	Diff	In Lap	Penalty
1	514	Jeffrey Fikse	NLD	Jeffrey Fikse	DEU	ITE40615 IDC40615	Maranello /TM/Vega	9	1:00.483		6	
2	440	Enzo Bol	NLD	SP Motorsport	NLD	ITE42526 IBL47253	KR/TM/Vega	9	1:00.531	0.048	4	
3	466	Maximilian Schreyer	DEU	Maranello SRP Factory Team	DEU	ITE 31254 BIC38275	Maranello/TM /Vega	9	1:00.657	0.174	3	
4	417	Emanuel Mai	DEU	Solgat Motorsport	DEU	ITE 16484 KBF42332	Birel ART/TM/Vega	8	1:00.707	0.224	7	
5	427	Emma Felbermayr	AUT	TB Racing Team	DEU	ITEJK2003 KBF38262	KR/TM/Vega	9	1:00.769	0.286	9	
6	419	Dominik Reuters	DEU	Dörr Motorsport	DEU	ITE 14038 BIF38420	KR/IAME/Vega	9	1:00.840	0.357	3	
7	436	Cedric Malk	CHE	Millennium Racing	DEU	ITE1350 KBF38042	Tony Kart/TM/Vega	9	1:00.849	0.366	7	
8	434	Marcel Ernst	DEU	NB Motorsport	DEU	NKA25485 38954	Lenzokart/TM/Vega	9	1:00.942	0.459	4	
9	428	Lukas Reiböck	AUT	BIRELART RACING KSW	AUT	ITEJK2158 IBLBK 102	Birel ART/TM/VEGA	8	1:00.993	0.510	2	
10	429	Adrian Martinz	AUT	BIREL ART RACING KSW	AUT	ITEJK2072 IBLBK 102	Birel ART/TM/Vega	9	1:01.288	0.805	6	
11	477	Dion van Werven	NLD	Wilfred van Werven	NLD	ITE49844 EL50365	CRG/TM/Vega	7	1:01.478	0.995	7	
12	512	Oskar Steinbach	DEU	Kartshop Ampfing	DEU	NKA41241 KBF25142	Birel/TM/Vega	7	1:01.495	1.012	2	
13	454	Markus Rausch	DEU	Markus Rausch	DEU	ITE 11242 IDC11242	Maranello/TM/Vega	8	1:01.726	1.243	8	
14	412	Ajdin Jatic	NLD	Falcon Racing Team	NLD	ITE52317 12131007	Falcon/TM/Vega	9	1:01.736	1.253	4	
15	411	Philipp Salzmann	DEU	TB Racing Team	DEU	ITE40074 KBF38262	KR/TM/Vega	9	1:01.896	1.413	5	
16	509	Domantas Knyva	LTU	Dream 2 Drive	LTU	IABS2024-ITE/016 IBL2024-KLJ/09	Formula K/TM/Vega	8	1:02.024	1.541	6	
17	516	Gianina Prisching	AUT	BIREL ART RACING KSW	AUT	ITEjk2241 IBLBK102	BirelArt/TM /Vega	9	1:02.068	1.585	5	
18	505	Luca Colella	DEU	APEX Performance Racing Team	DEU	ITE21369 KBF38438	Maranello/TM/Vega	7	1:02.261	1.778	3	
19	420	Nathalie Kreitz	DEU	VDB Kart Racing	DEU	ITE 14979 KBF10478	Birel ART/TM/Vega	8	1:02.261	1.778	8	
20	425	Noah Gounot	DEU	Solgat Motorsport	DEU	NKA30555 KBF42332	Birel ART/TM/Vega	9	1:02.344	1.861	7	
21	424	Noah Kaltenbach	DEU	7L-Performance	DEU	ITE 41550 KBF38668	Tony Kart/TM /Vega	7	1:02.384	1.901	3	
22	418	Noah Höß	DEU	Solgat Motorsport	DEU	ITE 19884 BIF42332	Birel ART/TM/Vega	9	1:02.415	1.932	6	
23	416	Jayden Gushiken	DEU	7L-Performance	DEU	NKA41655 KBF38668	Tony Kart /TM /Vega	8	1:02.733	2.250	8	
24	422	Chris Vandebroek	DEU	VDB Kart Racing	DEU	ITE 10367 KBF10478	Birel ART/TM/Vega	9	1:03.311	2.828	5	


Timekeeper  
M.Riehmers

Race Director  
H.Seidel

Page 1/1

These results are provisional until the conclusion of any judicial and technical matters!

Printed: 15.06.2024 / 08:31



INT. ADAC Kartrennen Wackersdorf

DSKC - KZ2

Pro Kart Raceland Wackersdorf 1,190 Km

Free Practice Serie 2

15.06.2024 08:20

Practice (10:00 Time) started at 8:20:01

Lap	Time of Day	Lap Tm	Diff	S1 Tm	S2 Tm	S3 Tm
<b>(514) Jeffrey Fikse</b>						
1	8:22:20.328	<b>1:01.640</b>	+1.157	22.064	21.313	18.263
2	8:23:21.068	<b>1:00.740</b>	+0.257	22.111	<b>20.683</b>	<b>17.946</b>
3	8:24:22.223	<b>1:01.155</b>	+0.672	21.827	21.220	18.108
4	8:25:22.769	<b>1:00.546</b>	+0.063	21.521	21.067	17.958
5	8:26:23.484	<b>1:00.715</b>	+0.232	<b>21.454</b>	21.136	18.125
6	8:27:23.967	<b>1:00.483</b>		21.579	20.731	18.173
7	8:28:24.463	<b>1:00.496</b>	+0.013	21.698	20.789	18.009
8	8:29:25.544	<b>1:01.081</b>	+0.598	21.909	20.998	18.174
9	8:30:26.686	<b>1:01.142</b>	+0.659	21.563	21.361	18.218

Lap	Time of Day	Lap Tm	Diff	S1 Tm	S2 Tm	S3 Tm
<b>(434) Marcel Ernst</b>						
1	8:22:31.616	<b>1:02.150</b>	+1.208	22.570	21.132	18.448
2	8:23:33.495	<b>1:01.879</b>	+0.937	22.008	21.278	18.593
3	8:24:34.470	<b>1:00.975</b>	+0.033	21.872	<b>20.892</b>	<b>18.211</b>
4	8:25:35.412	<b>1:00.942</b>		21.939	<b>20.783</b>	18.220
5	8:26:36.704	<b>1:01.292</b>	+0.350	<b>21.705</b>	20.831	18.756
6	8:27:38.079	<b>1:01.375</b>	+0.433	22.099	20.840	18.436
7	8:28:39.069	<b>1:00.990</b>	+0.048	21.718	20.897	18.375
8	8:29:40.814	<b>1:01.745</b>	+0.803	22.134	20.908	18.703
9	8:30:43.296	<b>1:02.482</b>	+1.540	21.940	22.032	18.510

Lap	Time of Day	Lap Tm	Diff	S1 Tm	S2 Tm	S3 Tm
<b>(440) Enzo Bol</b>						
1	8:22:30.510	<b>1:03.460</b>	+2.929	23.394	21.755	18.311
2	8:23:31.963	<b>1:01.453</b>	+0.922	21.786	21.447	18.220
3	8:24:33.192	<b>1:01.229</b>	+0.698	21.736	21.349	18.144
4	8:25:33.723	<b>1:00.531</b>		21.683	20.868	<b>17.980</b>
5	8:26:35.189	<b>1:01.466</b>	+0.935	22.001	21.309	18.156
6	8:27:35.958	<b>1:00.769</b>	+0.238	<b>21.540</b>	21.095	18.134
7	8:28:36.923	<b>1:00.965</b>	+0.434	21.669	21.057	18.239
8	8:29:37.900	<b>1:00.977</b>	+0.446	21.895	20.999	18.083
9	8:30:38.804	<b>1:00.904</b>	+0.373	21.875	<b>20.821</b>	18.208

Lap	Time of Day	Lap Tm	Diff	S1 Tm	S2 Tm	S3 Tm
<b>(428) Lukas Reiböck</b>						
1	8:23:48.047	<b>2:30.955</b>	+1:29.962	1:51.406	21.572	17.977
2	8:24:49.040	<b>1:00.993</b>		21.979	<b>21.121</b>	<b>17.893</b>
3	8:25:50.163	<b>1:01.123</b>	+0.130	<b>21.603</b>	21.125	18.395
4	8:26:53.628	<b>1:03.465</b>	+2.472	24.110	21.272	18.083
5	8:27:54.816	<b>1:01.188</b>	+0.195	21.966	21.144	18.078
6	8:28:56.014	<b>1:01.198</b>	+0.205	21.794	21.123	18.281
7	8:29:58.156	<b>1:02.142</b>	+1.149	22.353	21.587	18.202
8	8:31:02.763	<b>1:04.607</b>	+3.614	22.355	21.943	20.309

Lap	Time of Day	Lap Tm	Diff	S1 Tm	S2 Tm	S3 Tm
<b>(466) Maximilian Schreyer</b>						
1	8:22:14.552	<b>1:01.347</b>	+0.690	22.165	21.158	18.024
2	8:23:15.502	<b>1:00.950</b>	+0.293	21.681	21.234	18.035
3	8:24:16.159	<b>1:00.657</b>		21.873	20.939	<b>17.845</b>
4	8:25:17.276	<b>1:01.117</b>	+0.460	21.812	21.288	18.017
5	8:26:17.986	<b>1:00.710</b>	+0.053	<b>21.669</b>	21.059	17.982
6	8:27:18.776	<b>1:00.790</b>	+0.133	21.768	<b>20.813</b>	18.209
7	8:28:20.563	<b>1:01.787</b>	+1.130	22.068	20.987	18.732
8	8:30:00.968	<b>1:40.405</b>	+39.748	1:01.307	21.089	18.009
9	8:31:02.531	<b>1:01.563</b>	+0.906	22.066	21.416	18.081

Lap	Time of Day	Lap Tm	Diff	S1 Tm	S2 Tm	S3 Tm
<b>(429) Adrian Martinz</b>						
1	8:22:20.737	<b>1:03.262</b>	+1.974	22.724	21.529	19.009
2	8:23:23.756	<b>1:03.019</b>	+1.731	22.840	21.424	18.755
3	8:24:25.175	<b>1:01.419</b>	+0.131	22.234	21.123	18.062
4	8:25:26.797	<b>1:01.622</b>	+0.334	22.118	<b>20.987</b>	18.517
5	8:26:28.475	<b>1:01.678</b>	+0.390	22.004	21.283	18.391
6	8:27:29.763	<b>1:01.288</b>		22.019	21.112	18.157
7	8:28:32.196	<b>1:02.433</b>	+1.145	22.518	21.515	18.400
8	8:29:33.734	<b>1:01.538</b>	+0.250	22.234	21.304	<b>18.000</b>
9	8:30:36.625	<b>1:02.891</b>	+1.603	<b>21.915</b>	22.162	18.814

Lap	Time of Day	Lap Tm	Diff	S1 Tm	S2 Tm	S3 Tm
<b>(417) Emanuel Mai</b>						
1	8:22:32.445	<b>1:04.259</b>	+3.552	23.933	21.982	18.344
2	8:23:34.613	<b>1:02.168</b>	+1.461	22.506	21.249	18.413
3	8:24:36.610	<b>1:01.997</b>	+1.290	22.526	<b>20.763</b>	18.708
4	8:25:37.912	<b>1:01.302</b>	+0.595	22.176	20.912	18.214
5	8:26:38.995	<b>1:01.083</b>	+0.376	21.999	20.953	18.131
6	8:27:40.331	<b>1:01.336</b>	+0.629	21.768	21.476	<b>18.092</b>
7	8:28:41.038	<b>1:00.707</b>		21.630	20.823	18.254
8	8:29:43.093	<b>1:02.055</b>	+1.348	<b>21.614</b>	20.991	19.450

Lap	Time of Day	Lap Tm	Diff	S1 Tm	S2 Tm	S3 Tm
<b>(477) Dion van Werven</b>						
1	8:23:01.377	<b>1:12.589</b>	+11.111	25.184	23.929	23.476
2	8:24:08.479	<b>1:07.102</b>	+5.624	25.363	21.810	19.929
3	8:25:11.649	<b>1:03.170</b>	+1.692	22.797	21.660	18.713
4	8:26:14.055	<b>1:02.406</b>	+0.928	22.351	21.266	18.789
5	8:27:17.869	<b>1:03.814</b>	+2.336	22.500	21.754	19.560
6	8:28:24.913	<b>2:07.044</b>	+1:05.566	1:27.269	<b>21.121</b>	18.654
7	8:30:26.391	<b>1:01.478</b>		<b>21.830</b>	21.275	<b>18.373</b>

Lap	Time of Day	Lap Tm	Diff	S1 Tm	S2 Tm	S3 Tm
<b>(427) Emma Felbermayr</b>						
1	8:22:18.583	<b>1:01.655</b>	+0.886	22.019	21.237	18.399
2	8:23:20.116	<b>1:01.533</b>	+0.764	21.852	21.200	18.481
3	8:24:22.486	<b>1:02.370</b>	+1.601	22.033	21.447	18.890
4	8:25:23.993	<b>1:01.507</b>	+0.738	22.015	21.085	18.407
5	8:26:25.006	<b>1:01.013</b>	+0.244	21.835	21.107	18.071
6	8:27:26.399	<b>1:01.393</b>	+0.624	22.312	<b>20.818</b>	18.263
7	8:28:27.536	<b>1:01.137</b>	+0.368	21.937	20.918	18.282
8	8:29:28.442	<b>1:00.906</b>	+0.137	21.886	21.001	<b>18.019</b>
9	8:30:29.211	<b>1:00.769</b>		<b>21.670</b>	21.057	18.042

Lap	Time of Day	Lap Tm	Diff	S1 Tm	S2 Tm	S3 Tm
<b>(512) Oskar Steinbach</b>						
1	8:22:50.626	<b>1:02.162</b>	+0.667	22.843	21.197	18.122
2	8:23:52.121	<b>1:01.495</b>		22.094	21.215	18.186
3	8:24:53.905	<b>1:01.784</b>	+0.289	22.069	21.586	18.129
4	8:25:55.481	<b>1:01.576</b>	+0.081	22.126	21.340	18.110
5	8:26:57.924	<b>1:02.443</b>	+0.948	22.150	21.457	18.836
6	8:27:59.490	<b>2:20.566</b>	+1:19.071	1:41.471	<b>21.066</b>	<b>18.029</b>
7	8:30:19.990	<b>1:01.500</b>	+0.005	<b>21.966</b>	21.467	18.067

Lap	Time of Day	Lap Tm	Diff	S1 Tm	S2 Tm	S3 Tm
<b>(419) Dominik Reuters</b>						
1	8:22:14.838	<b>1:01.185</b>	+0.345	22.128	21.169	17.888
2	8:23:15.984	<b>1:01.146</b>	+0.306	21.815	21.454	17.877
3	8:24:16.824	<b>1:00.840</b>		<b>21.759</b>	21.263	<b>17.818</b>
4	8:25:18.126	<b>1:01.302</b>	+0.462	22.089	21.338	17.875
5	8:26:19.134	<b>1:01.008</b>	+0.168	21.876	21.166	17.966
6	8:27:19.979	<b>1:00.845</b>	+0.005	21.898	<b>20.961</b>	17.986
7	8:28:20.820	<b>1:00.841</b>	+0.001	21.862	21.132	17.847
8	8:29:25.014	<b>1:04.194</b>	+3.354	21.960	21.959	20.275
9	8:30:52.494	<b>1:27.480</b>	+26.640	47.652	21.692	18.136

Lap	Time of Day	Lap Tm	Diff	S1 Tm	S2 Tm	S3 Tm
<b>(454) Markus Rausch</b>						
1	8:22:47.499	<b>1:02.934</b>	+1.208	23.046	21.557	18.331
2	8:23:49.985	<b>1:02.486</b>	+0.760	22.692	21.441	18.353
3	8:24:52.165	<b>1:02.180</b>	+0.454	22.349	<b>21.206</b>	18.625
4	8:25:54.035	<b>1:01.870</b>	+0.144	22.231	21.476	18.163
5	8:26:56.186	<b>1:02.151</b>	+0.425	22.424	21.475	18.252
6	8:27:59.827	<b>1:03.641</b>	+1.915	22.252	22.981	18.408
7	8:29:01.672	<b>1:01.845</b>	+0.119	22.245	21.452	18.148
8	8:30:03.398	<b>1:01.726</b>		<b>22.170</b>	21.415	<b>18.141</b>

Lap	Time of Day	Lap Tm	Diff	S1 Tm	S2 Tm	S3 Tm
<b>(436) Cedric Malk</b>						
1	8:22:34.662	<b>1:02.103</b>	+1.254	22.545	21.403	18.155
2	8:23:36.829	<b>1:02.167</b>	+1.318	22.228	21.7	

INT. ADAC Kartrennen Wackersdorf

DSKC - KZ2

Pro Kart Raceland Wackersdorf 1,190 Km

Free Practice Serie 2

15.06.2024 08:20

Practice (10:00 Time) started at 8:20:01

Lap	Time of Day	Lap Tm	Diff	S1 Tm	S2 Tm	S3 Tm
<b>(411) Philipp Salzmann</b>						
1	8:22:20.068	<b>1:04.662</b>	+2.666	22.739	22.818	19.005
2	8:23:24.880	<b>1:04.822</b>	+2.926	23.194	22.575	19.053
3	8:24:27.816	<b>1:02.936</b>	+1.040	22.556	21.862	18.518
4	8:25:30.316	<b>1:02.500</b>	+0.604	22.319	21.686	18.495
5	8:26:32.212	<b>1:01.896</b>		<b>22.204</b>	<b>21.469</b>	<b>18.223</b>
6	8:27:34.372	<b>1:02.160</b>	+0.264	22.235	21.533	18.392
7	8:28:37.113	<b>1:02.741</b>	+0.845	22.369	21.503	18.869
8	8:29:40.091	<b>1:02.978</b>	+1.082	22.361	21.838	18.779
9	8:30:44.674	<b>1:04.583</b>	+2.687	22.362	23.152	19.069

<b>(509) Domantas Knyva</b>						
1	8:22:46.555	<b>1:13.717</b>	+11.693	28.582	23.311	21.824
2	8:23:54.141	<b>1:07.586</b>	+5.562	25.258	22.140	20.188
3	8:25:00.460	<b>1:06.319</b>	+4.295	23.874	22.160	20.285
4	8:26:07.719	<b>1:07.259</b>	+5.235	24.910	22.321	20.028
5	8:27:11.051	<b>1:03.392</b>	+1.308	22.901	21.515	18.916
6	8:28:13.075	<b>1:02.024</b>		<b>22.435</b>	<b>21.061</b>	<b>18.528</b>
7	8:29:16.010	<b>1:02.935</b>	+0.911	22.495	21.804	18.636
8	8:30:18.358	<b>1:02.348</b>	+0.324	22.442	21.301	18.605

<b>(516) Gianina Prisching</b>						
1	8:22:21.056	<b>1:03.875</b>	+1.807	23.041	22.194	18.640
2	8:23:24.699	<b>1:03.643</b>	+1.575	22.757	22.092	18.794
3	8:24:26.916	<b>1:02.217</b>	+0.149	<b>22.114</b>	21.659	18.444
4	8:25:29.499	<b>1:02.583</b>	+0.515	22.481	21.694	18.408
5	8:26:31.567	<b>1:02.068</b>		22.167	<b>21.641</b>	<b>18.260</b>
6	8:27:34.822	<b>1:03.255</b>	+1.187	22.229	22.306	18.720
7	8:28:37.360	<b>1:02.538</b>	+0.470	22.294	21.849	18.395
8	8:29:47.671	<b>1:10.311</b>	+8.243	22.307	21.794	26.210
9	8:30:51.114	<b>1:03.443</b>	+1.375	22.665	22.018	18.760

<b>(505) Luca Colella</b>						
1	8:22:26.266	<b>1:02.346</b>	+0.085	22.230	21.593	18.523
2	8:23:28.681	<b>1:02.415</b>	+0.154	22.576	21.294	18.545
3	8:24:30.942	<b>1:02.261</b>		22.291	21.356	18.614
4	8:25:33.292	<b>1:02.350</b>	+0.089	22.326	21.432	18.592
5	8:26:37.114	<b>1:03.822</b>	+1.561	22.269	22.214	19.339
6	8:29:12.330	<b>2:35.216</b>	+1:32.955	1:55.524	<b>21.293</b>	18.399
7	8:30:14.712	<b>1:02.382</b>	+0.121	<b>22.082</b>	21.914	<b>18.386</b>

<b>(420) Nathalie Kreitz</b>						
1	8:22:33.816	<b>1:03.690</b>	+1.429	23.908	<b>21.299</b>	18.483
2	8:23:37.469	<b>1:03.653</b>	+1.392	22.839	22.325	18.489
3	8:24:40.348	<b>1:02.879</b>	+0.618	22.813	21.632	18.434
4	8:25:52.842	<b>1:12.494</b>	+10.233	22.910	28.629	20.955
5	8:26:55.486	<b>1:02.644</b>	+0.383	22.669	21.674	18.301
6	8:27:57.985	<b>1:02.499</b>	+0.238	22.578	21.555	18.366
7	8:29:00.571	<b>1:02.586</b>	+0.325	22.437	21.894	<b>18.255</b>
8	8:30:02.832	<b>1:02.261</b>		<b>22.261</b>	21.695	18.305

<b>(425) Noah Gounot</b>						
1	8:22:35.997	<b>1:05.542</b>	+3.198	24.374	22.194	18.974
2	8:23:41.285	<b>1:05.288</b>	+2.944	23.903	22.588	18.797
3	8:24:45.180	<b>1:03.895</b>	+1.551	23.511	21.793	18.591
4	8:25:47.852	<b>1:02.672</b>	+0.328	22.637	21.493	18.542
5	8:26:50.436	<b>1:02.584</b>	+0.240	<b>22.593</b>	21.582	18.409
6	8:27:52.966	<b>1:02.530</b>	+0.186	22.787	21.466	<b>18.277</b>
7	8:28:55.310	<b>1:02.344</b>		22.690	<b>21.294</b>	18.360
8	8:29:59.479	<b>1:04.169</b>	+1.825	23.673	22.034	18.462
9	8:31:02.071	<b>1:02.592</b>	+0.248	22.796	21.388	18.408


<b>(424) Noah Kaltenbach</b>						
1	8:22:39.035	<b>1:06.195</b>	+3.811	24.737	22.474	18.984
2	8:23:41.916	<b>1:02.881</b>	+0.497	22.549	21.827	18.505
3	8:24:44.300	<b>1:02.384</b>		<b>22.421</b>	21.556	18.407
4	8:25:46.729	<b>1:02.429</b>	+0.045	22.449	21.627	18.353
5	8:26:49.399	<b>1:02.670</b>	+0.286	22.872	21.447	<b>18.351</b>
6	8:27:51.893	<b>1:02.494</b>	+0.110	22.697	<b>21.238</b>	18.559
7	8:28:55.699	<b>1:03.806</b>	+1.422	22.903	21.627	19.276

<b>(418) Noah Hüb</b>						
1	8:22:36.545	<b>1:06.599</b>	+4.184	25.101	22.577	18.921
2	8:23:40.840	<b>1:04.295</b>	+1.880	23.648	21.843	18.804

3	8:24:43.709	<b>1:02.869</b>	+0.454	23.202	21.233	18.434
4	8:25:46.337	<b>1:02.628</b>	+0.213	22.756	21.302	18.570
5	8:26:48.855	<b>1:02.518</b>	+0.103	22.780	<b>21.191</b>	18.547
6	8:27:51.270	<b>1:02.415</b>		22.466	21.435	18.514
7	8:28:54.779	<b>1:03.509</b>	+1.094	22.845	21.802	18.862
8	8:29:57.686	<b>1:02.907</b>	+0.492	22.712	21.783	<b>18.412</b>
9	8:31:00.748	<b>1:03.062</b>	+0.647	<b>22.391</b>	22.050	18.621

<b>(416) Jayden Gushiken</b>						
1	8:22:37.936	<b>1:05.546</b>	+2.813	24.189	22.465	18.892
2	8:23:41.678	<b>1:03.742</b>	+1.009	22.977	22.111	18.654
3	8:24:45.636	<b>1:03.958</b>	+1.225	23.540	22.042	<b>18.376</b>
4	8:25:48.942	<b>1:03.306</b>	+0.573	22.864	<b>21.681</b>	18.761
5	8:26:52.681	<b>1:03.739</b>	+1.006	22.687	22.502	18.550
6	8:27:56.054	<b>1:03.373</b>	+0.640	22.616	22.338	18.419
7	8:28:59.020	<b>1:02.966</b>	+0.233	<b>22.342</b>	21.865	18.759
8	8:30:01.753	<b>1:02.733</b>		22.384	21.960	18.389

<b>(422) Chris Vandebroek</b>						
1	8:22:32.174	<b>1:04.637</b>	+1.326	23.985	<b>21.418</b>	19.234
2	8:23:36.323	<b>1:04.149</b>	+0.838	23.747	21.556	18.846
3	8:24:39.976	<b>1:03.653</b>	+0.342	23.176	21.509	18.968
4	8:25:43.295	<b>1:03.319</b>	+0.008	<b>22.576</b>	21.959	18.784
5	8:26:46.606	<b>1:03.311</b>		22.682	21.774	18.855
6	8:27:50.179	<b>1:03.573</b>	+0.262	22.911	21.679	18.983
7	8:28:54.049	<b>1:03.870</b>	+0.559	23.204	21.968	<b>18.698</b>
8	8:29:58.008	<b>1:03.959</b>	+0.648	23.110	22.124	18.725
9	8:31:03.509	<b>1:05.501</b>	+2.190	23.879	22.180	19.442





**DSKC - KZ2**

**Qualifying Practice Serie 1**


Track length: 1.190 Km

Session Started: 10:24:59

Best Lap by: 423 - Claudia Henning - 1:01.438

Rank	#	Driver	Nat	Sponsor Entrant	Nat	License E-License	Make	laps	Best Lap	Diff	In Lap	Penalty
1	423	Claudia Henning	DEU	Henning Claudia	DEU	ITE11645 IDC11645	Birel ART/TM/Vega	5	1:01.438		4	
2	415	Rouven Wilk	DEU	Mach1 Motorsport	DEU	ITE35449 KBF39310	Mach1/TM/Vega	4	1:01.543	0.105	4	
3	442	Maximilian Schleimer	DEU	ADAC Mittelrhein e.V. Maranello SRP Factory Team	DEU	ITE 11572 KBF38275	Maranello/TM/Vega	5	1:01.862	0.424	4	
4	452	Erik Müller	DEU	Mach1 Motorsport	DEU	ITE 17884 BIC20651	Mach1/TM /Vega	5	1:01.936	0.498	4	
5	426	Siep Kuypers	NLD	CRG Holland	NLD	ITE52719 155221008	CRG/TM/Vega	5	1:01.960	0.522	5	
6	431	Simon Rechenmacher	DEU	TB Racing Team	DEU	ITE 38327 KBF38262	KR/TM/Vega	5	1:02.029	0.591	5	
7	437	Felix Wischitzki	DEU	ADAC Mittelrhein e.V. RMW Motorsport	DEU	ITE 15497 BIC39010	Tony-Kart/TM/Vega	5	1:02.059	0.621	3	
8	502	Louis Binder	DEU	BRM RACING FACTORY S.R.L.	ITA	ITE34543 IBL462163	BRM/TM/Vega	5	1:02.062	0.624	1	
9	485	Maximilian Spirk	DEU	Dörr Motorsport	DEU	ITE33771 BIF38420	KR/IAME/Vega	5	1:02.074	0.636	5	
10	507	Jeroen Bos	NLD	SP Motorsport	NLD	ITE21799 IBL47253	KR/TM Racing/Vega	5	1:02.105	0.667	5	
11	410	Maurice Schenck	DEU	APEX Performance	DEU	ITE 10412 KBF38438	Maranello/TM/Vega	5	1:02.185	0.747	2	
12	408	Florian Breitenbach	DEU	Maranello SRP Factory Team	DEU	ITE 16880 KBF38275	Maranello/TM /Vega	5	1:02.201	0.763	3	
13	515	Edgaras Kelmas	LTU	Paske Racing	LTU	ITE2024-ITE/003 IBL2024-KL/05	Maranello/TM /Vega	5	1:02.296	0.858	5	
14	414	Ken Algre	EST	Maranello SRP Factory Team	DEU	ITE26407 KBF38275	Maranello/TM /Vega	5	1:02.497	1.059	3	
15	430	Andreas Dresen	DEU	Maranello SRP Factory Team	DEU	ITC-C28031 KBF38275	Maranello/TM/Vega	5	1:02.550	1.112	5	
16	455	Tim Schott	DEU	TB Racing Team	DEU	NKA16563 KBF38262	KR/TM/Vega	5	1:02.664	1.226	2	
17	468	Rick Hartmann	DEU	MSC -Langenfeld e.V. im ADAC Falcon Racing Team	NLD	ITD-C18598 12133007	Falcon/TM/Vega	5	1:02.800	1.362	1	
18	511	Mario Lauer	DEU	NEES RACING	DEU	ITG25003 KBF38362	Maranello/TM/Vega	5	1:02.832	1.394	2	
19	513	Edoardo Mormorelli	ITA	Maranello SRP Factory Team	DEU	ITE499685 BIC38275	Maranello/TM/Vega	5	1:03.185	1.747	5	
20	444	Lars Ossenbeck	DEU	ADAC Niedersachsen/Sachsen-Anhalt e.V.	DEU	ITE 38498 BIC38443	Maranello/TM/Vega	5	1:03.212	1.774	5	
21	406	Christian Breiter	DEU	ADAC Niersachsen/Sachsen-Anhalt e.V.	DEU	NKA16756 BIC38443	Maranello/TM/Vega	5	1:03.496	2.058	4	
22	433	Alexander Richter	DEU	Team NKS	DEU	ITE 42057 BIC29153	DR/Modena/Vega	5	1:03.705	2.267	2	
23	409	Lovasz Balint	HUN	VIA-SPEED KFT	HUN	ITE6627 IBL542	Croc Promotion/TM/Vega	5	1:04.217	2.779	4	
24	407	Anders Elkjaer	DNK	Maranello SRP Factory Team	DEU	ITE902 KBF38275	Maranello/TM/Vega	1	1:15.556	14.118	1	

Timekeeper  
M.Riehmers




Race Director  
H.Seidel



Page 1/1

These results are provisional until the conclusion of any judicial and technical matters!

Printed: 15.06.2024 / 10:40



INT. ADAC Kartrennen Wackersdorf

DSKC - KZ2

Pro Kart Raceland Wackersdorf 1,190 Km

Qualifying Practice Serie 1

15.06.2024 10:25

Qualifying (6:00 Time) started at 10:24:59

Lap	Time of Day	Lap Tm	Diff	S1 Tm	S2 Tm	S3 Tm
<b>(423) Claudia Henning</b>						
1	10:27:16.547	1:03.239	+1.801	23.697	21.385	18.157
2	10:28:18.982	1:02.435	+0.997	22.467	21.494	18.474
3	10:29:23.674	1:04.692	+3.254	23.997	21.540	19.155
4	10:30:25.112	1:01.438		22.160	21.084	18.194
5	10:31:26.710	1:01.598	+0.160	22.226	21.267	18.105
<b>(415) Rouven Wilk</b>						
1	10:27:22.786	1:03.755	+2.212	23.136	21.764	18.855
2	10:28:56.892	1:34.106	+32.563	37.177	38.503	18.426
3	10:29:59.290	1:02.398	+0.855	22.358	21.741	18.299
4	10:31:00.833	1:01.543		22.085	21.321	18.137
<b>(442) Maximilian Schleimer</b>						
1	10:27:14.283	1:03.169	+1.307	23.481	21.448	18.240
2	10:28:16.310	1:02.027	+0.165	22.216	21.606	18.205
3	10:29:18.432	1:02.122	+0.260	22.550	21.316	18.256
4	10:30:20.294	1:01.862		22.183	21.631	18.048
5	10:31:22.679	1:02.385	+0.523	22.348	21.664	18.373
<b>(452) Erik Müller</b>						
1	10:27:16.177	1:03.515	+1.579	22.798	21.858	18.859
2	10:28:18.779	1:02.602	+0.666	22.515	21.581	18.506
3	10:29:21.448	1:02.669	+0.733	22.564	21.680	18.425
4	10:30:23.384	1:01.936		22.346	21.284	18.306
5	10:31:26.249	1:02.865	+0.929	22.832	21.525	18.508
<b>(426) Siep Kuypers</b>						
1	10:27:27.463	1:03.029	+1.069	22.767	21.977	18.285
2	10:28:29.633	1:02.170	+0.210	22.380	21.704	18.086
3	10:29:33.177	1:03.544	+1.584	22.522	22.531	18.491
4	10:30:35.676	1:02.499	+0.539	22.388	21.670	18.441
5	10:31:37.636	1:01.960		22.322	21.424	18.214
<b>(431) Simon Rechenmacher</b>						
1	10:27:18.998	1:02.791	+0.762	22.763	21.472	18.556
2	10:28:21.292	1:02.294	+0.265	22.628	21.539	18.127
3	10:29:25.656	1:04.364	+2.335	22.346	21.986	20.032
4	10:30:27.728	1:02.072	+0.043	22.380	21.596	18.096
5	10:31:29.757	1:02.029		22.192	21.655	18.182
<b>(437) Felix Wischlitzki</b>						
1	10:27:31.034	1:03.145	+1.086	22.404	21.928	18.813
2	10:28:33.762	1:02.728	+0.669	22.648	21.616	18.464
3	10:29:35.821	1:02.059		22.189	21.532	18.338
4	10:30:37.940	1:02.119	+0.060	22.122	21.344	18.653
5	10:31:40.233	1:02.293	+0.234	22.200	21.528	18.565
<b>(502) Louis Binder</b>						
1	10:27:47.076	1:02.062		22.519	21.047	18.496
2	10:28:53.996	1:06.920	+4.858	27.300	21.255	18.365
3	10:29:56.230	1:02.234	+0.172	22.463	21.388	18.383
4	10:30:58.325	1:02.095	+0.033	22.405	21.233	18.457
5	10:32:00.801	1:02.476	+0.414	22.775	21.325	18.376
<b>(485) Maximilian Spirk</b>						
1	10:27:20.644	1:03.101	+1.027	22.727	21.942	18.432
2	10:28:23.027	1:02.383	+0.309	22.455	21.723	18.205
3	10:29:26.253	1:03.226	+1.152	23.022	21.934	18.270
4	10:30:28.822	1:02.569	+0.495	22.409	21.786	18.374
5	10:31:30.896	1:02.074		22.198	21.523	18.353
<b>(507) Jeroen Bos</b>						
1	10:27:26.837	1:03.002	+0.897	22.868	21.687	18.447
2	10:28:29.326	1:02.489	+0.384	22.484	21.692	18.313
3	10:29:31.452	1:02.126	+0.021	22.345	21.456	18.325
4	10:30:35.231	1:03.779	+1.674	23.381	21.982	18.416
5	10:31:37.336	1:02.105		22.198	21.633	18.274
<b>(410) Maurice Schenck</b>						
1	10:27:21.445	1:03.188	+1.003	22.943	21.724	18.521
2	10:28:23.630	1:02.185		22.302	21.540	18.343
3	10:29:26.510	1:02.880	+0.695	22.631	21.944	18.305

Lap	Time of Day	Lap Tm	Diff	S1 Tm	S2 Tm	S3 Tm
4	10:30:29.105	1:02.595	+0.410	22.831	21.634	18.130
5	10:31:31.462	1:02.357	+0.172	22.688	21.302	18.367
<b>(408) Florian Breitenbach</b>						
1	10:27:12.789	1:02.625	+0.424	22.401	21.801	18.423
2	10:28:15.412	1:02.623	+0.422	22.349	22.021	18.253
3	10:29:17.613	1:02.201		22.364	21.512	18.325
4	10:30:19.879	1:02.266	+0.065	22.250	21.653	18.363
5	10:31:22.565	1:02.686	+0.485	22.465	21.630	18.591
<b>(515) Edgaras Kelmas</b>						
1	10:27:36.898	1:05.014	+2.718	24.574	22.010	18.430
2	10:28:40.856	1:03.958	+1.662	23.677	21.835	18.446
3	10:29:43.290	1:02.434	+0.138	22.695	21.422	18.317
4	10:30:46.705	1:03.415	+1.119	22.657	21.740	19.018
5	10:31:49.001	1:02.296		22.577	21.388	18.331
<b>(414) Ken Algre</b>						
1	10:27:15.336	1:04.054	+1.557	23.645	21.803	18.606
2	10:28:18.077	1:02.741	+0.244	22.526	21.807	18.408
3	10:29:20.574	1:02.497		22.436	21.560	18.501
4	10:30:23.365	1:02.791	+0.294	22.624	21.557	18.610
5	10:31:26.670	1:03.305	+0.808	23.072	21.615	18.618
<b>(430) Andreas Dresen</b>						
1	10:27:18.818	1:03.829	+1.279	23.383	21.711	18.735
2	10:28:22.732	1:03.914	+1.364	23.760	21.441	18.713
3	10:29:28.177	1:05.445	+2.895	23.277	23.140	19.028
4	10:30:30.917	1:02.740	+0.190	22.937	21.376	18.427
5	10:31:33.467	1:02.550		22.620	21.499	18.431
<b>(455) Tim Schott</b>						
1	10:27:37.577	1:04.098	+1.434	23.953	21.584	18.561
2	10:28:40.241	1:02.664		22.624	21.536	18.404
3	10:29:43.040	1:02.799	+0.135	22.442	21.873	18.584
4	10:30:45.873	1:02.833	+0.169	22.657	21.578	18.598
5	10:31:48.822	1:02.949	+0.285	22.496	21.676	18.777
<b>(468) Rick Hartmann</b>						
1	10:27:24.948	1:02.800		22.638	21.646	18.516
2	10:28:27.893	1:02.945	+0.145	22.680	21.720	18.545
3	10:29:30.988	1:03.095	+0.295	22.889	21.640	18.566
4	10:30:36.390	1:05.402	+2.602	24.070	22.642	18.690
5	10:31:39.511	1:03.121	+0.321	22.808	21.674	18.639
<b>(511) Mario Lauer</b>						
1	10:27:28.348	1:03.263	+0.431	23.001	21.629	18.633
2	10:28:31.180	1:02.332		22.766	21.567	18.499
3	10:29:34.191	1:03.011	+0.179	22.616	21.745	18.650
4	10:30:37.027	1:02.836	+0.004	22.693	21.493	18.650
5	10:31:41.279	1:04.252	+1.420	22.485	23.166	18.601
<b>(513) Edoardo Mormorelli</b>						
1	10:27:38.933	1:05.882	+2.697	24.666	22.272	18.944
2	10:28:43.049	1:04.116	+0.931	23.211	22.096	18.809
3	10:29:47.111	1:04.062	+0.877	23.169	22.155	18.738
4	10:30:56.330	1:09.219	+6.034	22.896	23.340	18.983
5	10:31:59.515	1:03.185		22.924	21.589	18.672
<b>(444) Lars Ossenbeck</b>						
1	10:27:30.273	1:03.743	+0.531	23.134	21.576	19.033
2	10:28:34.718	1:04.445	+1.233	23.206	22.133	19.106
3	10:29:38.220	1:03.502	+0.290	23.112	21.488	18.902
4	10:30:41.825	1:03.605	+0.393	22.760	21.862	18.983
5	10:31:45.037	1:03.212		22.709	21.610	18.893
<b>(406) Christian Breiter</b>						
1	10:27:32.744	1:04.388	+0.892	23.279	22.152	18.957
2	10:28:36.499	1:03.755	+0.259	23.053	21.861	18.841
3	10:29:40.675	1:04.176	+0.680	23.145	21.947	19.084
4	10:30:44.171	1:03.496		22.846	21.818	18.832
5	10:31:48.048	1:03.877	+0.381	22.928	22.081	18.868
<b>(433) Alexander Richter</b>						

Orbits



INT. ADAC Kartrennen Wackersdorf

DSKC - KZ2

Pro Kart Raceland Wackersdorf 1,190 Km

Qualifying Practice Serie 1

15.06.2024 10:25

Qualifying (6:00 Time) started at 10:24:59

Lap	Time of Day	Lap Tm	Diff	S1 Tm	S2 Tm	S3 Tm	Lap	Time of Day	Lap Tm	Diff	S1 Tm	S2 Tm	S3 Tm
1	10:27:46.266	1:05.529	+1.824	23.639	22.669	19.221							
2	10:28:49.971	1:03.705		23.143	21.826	18.736							
3	10:29:53.992	1:04.021	+0.316	23.157	21.951	18.913							
4	10:30:58.019	1:04.027	+0.322	23.016	22.032	18.979							
5	10:32:02.695	1:04.676	+0.971	23.409	22.252	19.015							
[409] Lovasz Balint													
1	10:27:40.458	1:06.280	+2.063	24.369	22.842	19.069							
2	10:28:45.677	1:05.219	+1.002	23.491	22.754	18.974							
3	10:29:50.656	1:04.979	+0.762	23.512	22.768	18.699							
4	10:30:54.873	1:04.217		23.091	22.340	18.786							
5	10:32:00.193	1:05.320	+1.103	22.940	22.668	19.712							
[407] Anders Elkjaer													
1	10:27:28.595	1:15.556		22.970	23.570	29.016							



### DSKC - KZ2

### Qualifying Practice Serie 2

Track length: 1.190 Km

Session Started: 10:35:59

Best Lap by: 514 - Jeffrey Fikse - 1:01.218

Rank	#	Driver	Nat	Sponsor Entrant	Nat	License E-License	Make	laps	Best Lap	Diff	In Lap	Penalty
1	514	Jeffrey Fikse		Jeffrey Fikse		ITE40615 IDC40615	Maranello /TM/Vega	5	1:01.218		3	
2	440	Enzo Bol		SP Motorsport		ITE42526 IBL47253	KR/TM/Vega	5	1:01.264	0.046	3	
3	436	Cedric Malk		Millennium Racing		ITE1350 KBF38042	Tony Kart/TM/Vega	5	1:01.365	0.147	5	
4	466	Maximilian Schreyer		Maranello SRP Factory Team		ITE 31254 BIC38275	Maranello/TM /Vega	5	1:01.370	0.152	4	
5	417	Emanuel Mai		Solgat Motorsport		ITE 16484 KBF42332	Birel ART/TM/Vega	5	1:01.399	0.181	3	
6	477	Dion van Werven		Wilfred van Werven		ITE49844 EL50365	CRG/TM/Vega	5	1:01.430	0.212	5	
7	419	Dominik Reuters		Dörr Motorsport		ITE 14038 BIF38420	KR/IAME/Vega	5	1:01.605	0.387	1	
8	428	Lukas Reiböck		BIRELART RACING KSW		ITEJK2158 IBLBK 102	Birel ART/TM/VEGA	5	1:01.925	0.707	5	
9	427	Emma Felbermayr		TB Racing Team		ITEJK2003 KBF38262	KR/TM/Vega	5	1:01.988	0.770	3	
10	512	Oskar Steinbach		Kartshop Ampfing		NKA41241 KBF25142	Birel/TM/Vega	5	1:02.081	0.863	4	
11	509	Domantas Knyva		Dream 2 Drive		IABS2024-ITE/016 IBL2024-KL/09	Formula K/TM/Vega	5	1:02.198	0.980	3	
12	418	Noah Höß		Solgat Motorsport		ITE 19884 BIF42332	Birel ART/TM/Vega	5	1:02.214	0.996	5	
13	412	Ajdin Jatic		Falcon Racing Team		ITE52317 12131007	Falcon/TM/Vega	5	1:02.215	0.997	5	
14	434	Marcel Ernst		NB Motorsport		NKA25485 38954	Lenzokart/TM/Vega	5	1:02.277	1.059	5	
15	411	Philipp Salzmann		TB Racing Team		ITE40074 KBF38262	KR/TM/Vega	5	1:02.348	1.130	4	
16	429	Adrian Martinz		BIREL ART RACING KSW		ITEJK2072 IBLBK 102	Birel ART/TM/Vega	5	1:02.434	1.216	5	
17	516	Gianina Prisching		BIREL ART RACING KSW		ITEjk2241 IBLBK102	BirelArt/TM /Vega	5	1:02.501	1.283	4	
18	454	Markus Rausch		Markus Rausch		ITE 11242 IDC11242	Maranello/TM/Vega	5	1:02.562	1.344	3	
19	424	Noah Kaltenbach		7L-Performance		ITE 41550 KBF38668	Tony Kart/TM /Vega	5	1:02.733	1.515	4	
20	420	Nathalie Kreitz		VDB Kart Racing		ITE 14979 KBF10478	Birel ART/TM/Vega	5	1:03.354	2.136	2	
21	505	Luca Colella		APEX Performance Racing Team		ITE21369 KBF38438	Maranello/TM/Vega	5	1:02.431	1.213	4	+ 5 pos.
22	422	Chris Vandebroek		VDB Kart Racing		ITE 10367 KBF10478	Birel ART/TM/Vega	5	1:03.913	2.695	4	
23	416	Jayden Gushiken		7L-Performance		NKA41655 KBF38668	Tony Kart /TM /Vega	5	1:04.298	3.080	4	
24	425	Noah Gounot		Solgat Motorsport		NKA30555 KBF42332	Birel ART/TM/Vega	5	1:02.747	1.529	5	+ 5 pos.

#### Announcements

# 425,505 + 5 pos. front fairing


Timekeeper  
M.Riehmers

Race Director  
H.Seidel

Page 1/1

These results are provisional until the conclusion of any judicial and technical matters!

Printed: 15.06.2024 / 10:52





INT. ADAC Kartrennen Wackersdorf

DSKC - KZ2

Pro Kart Raceland Wackersdorf 1,190 Km

Qualifying Practice Serie 2

15.06.2024 10:36

Qualifying (6:00 Time) started at 10:35:59

Lap	Time of Day	Lap Tm	Diff	S1 Tm	S2 Tm	S3 Tm
<b>(514) Jeffrey Fikse</b>						
1	10:38:06.221	<b>1:01.813</b>	+0.595	22.250	21.305	18.258
2	10:39:09.455	<b>1:03.234</b>	+2.016	23.316	21.531	18.387
3	10:40:10.673	<b>1:01.218</b>		<b>21.893</b>	<b>21.142</b>	18.183
4	10:41:12.848	<b>1:02.175</b>	+0.957	22.053	21.470	18.652
5	10:42:14.388	<b>1:01.540</b>	+0.322	21.944	21.347	18.249
<b>(440) Enzo Bol</b>						
1	10:38:41.405	<b>1:02.433</b>	+1.169	22.541	21.458	18.434
2	10:39:43.056	<b>1:01.651</b>	+0.387	22.054	21.419	18.178
3	10:40:44.320	<b>1:01.264</b>		21.939	<b>21.173</b>	<b>18.152</b>
4	10:41:46.088	<b>1:01.768</b>	+0.504	<b>21.880</b>	21.404	18.484
5	10:42:47.727	<b>1:01.639</b>	+0.375	21.963	21.435	18.241
<b>(436) Cedric Malk</b>						
1	10:38:13.351	<b>1:02.317</b>	+0.952	22.608	21.460	18.249
2	10:39:15.444	<b>1:02.093</b>	+0.728	22.526	21.365	18.202
3	10:40:17.152	<b>1:01.708</b>	+0.343	22.148	21.369	18.191
4	10:41:19.066	<b>1:01.914</b>	+0.549	21.998	21.717	18.199
5	10:42:20.431	<b>1:01.355</b>		<b>21.989</b>	<b>21.283</b>	<b>18.093</b>
<b>(466) Maximilian Schreyer</b>						
1	10:38:09.607	<b>1:02.629</b>	+1.259	22.643	21.503	18.483
2	10:39:14.005	<b>1:04.398</b>	+3.028	22.331	22.142	19.925
3	10:40:15.696	<b>1:01.691</b>	+0.321	22.255	21.142	18.294
4	10:41:17.066	<b>1:01.370</b>		<b>22.138</b>	<b>21.028</b>	18.204
5	10:42:18.996	<b>1:01.930</b>	+0.560	22.269	21.652	<b>18.009</b>
<b>(417) Emanuel Mai</b>						
1	10:38:09.853	<b>1:02.353</b>	+0.954	22.825	21.284	<b>18.244</b>
2	10:39:12.417	<b>1:02.564</b>	+1.165	22.445	21.739	18.380
3	10:40:13.816	<b>1:01.399</b>		<b>21.846</b>	<b>21.152</b>	18.401
4	10:41:15.919	<b>1:02.103</b>	+0.704	22.244	21.348	18.511
5	10:42:19.277	<b>1:03.358</b>	+1.959	22.346	21.865	19.147
<b>(477) Dion van Werven</b>						
1	10:38:05.996	<b>1:01.829</b>	+0.399	<b>21.842</b>	21.607	18.380
2	10:39:10.678	<b>1:04.682</b>	+3.252	23.891	22.099	18.692
3	10:40:12.178	<b>1:01.500</b>	+0.070	21.968	21.299	18.233
4	10:41:13.930	<b>1:01.752</b>	+0.322	22.034	21.311	18.407
5	10:42:15.360	<b>1:01.430</b>		22.043	<b>21.183</b>	<b>18.204</b>
<b>(419) Dominik Reuters</b>						
1	10:38:14.157	<b>1:01.605</b>		<b>22.177</b>	21.412	<b>18.016</b>
2	10:39:16.749	<b>1:02.592</b>	+0.987	22.444	21.669	18.479
3	10:40:18.741	<b>1:01.992</b>	+0.387	22.257	21.602	18.133
4	10:41:20.637	<b>1:01.896</b>	+0.291	22.288	<b>21.378</b>	18.230
5	10:42:22.494	<b>1:01.857</b>	+0.252	22.221	21.403	18.233
<b>(428) Lukas Reiböck</b>						
1	10:38:13.512	<b>1:02.154</b>	+0.229	22.464	21.447	<b>18.243</b>
2	10:39:17.354	<b>1:03.842</b>	+1.917	22.534	21.730	19.578
3	10:40:19.401	<b>1:02.047</b>	+0.122	22.456	<b>21.174</b>	18.417
4	10:41:21.367	<b>1:01.966</b>	+0.041	<b>22.137</b>	21.311	18.518
5	10:42:23.292	<b>1:01.925</b>		22.161	21.377	18.387
<b>(427) Emma Felbermayr</b>						
1	10:38:09.254	<b>1:02.502</b>	+0.514	22.561	<b>21.207</b>	18.734
2	10:39:11.499	<b>1:02.245</b>	+0.257	22.323	21.429	18.493
3	10:40:13.487	<b>1:01.988</b>		22.194	21.328	18.466
4	10:41:15.621	<b>1:02.134</b>	+0.146	<b>22.107</b>	21.630	<b>18.397</b>
5	10:42:18.097	<b>1:02.476</b>	+0.488	22.486	21.582	18.408
<b>(512) Oskar Steinbach</b>						
1	10:38:15.284	<b>1:02.472</b>	+0.391	22.729	21.457	18.286
2	10:39:17.614	<b>1:02.330</b>	+0.249	22.454	21.492	18.384
3	10:40:19.784	<b>1:02.170</b>	+0.089	22.645	21.348	<b>18.177</b>
4	10:41:21.865	<b>1:02.081</b>		22.430	<b>21.313</b>	18.338
5	10:42:24.033	<b>1:02.168</b>	+0.087	<b>22.241</b>	21.430	18.497
<b>(509) Domantas Knyva</b>						
1	10:38:22.349	<b>1:03.063</b>	+0.865	23.047	21.565	18.451
2	10:39:25.451	<b>1:03.102</b>	+0.904	22.592	21.870	18.640

Lap	Time of Day	Lap Tm	Diff	S1 Tm	S2 Tm	S3 Tm
3	10:40:27.649	<b>1:02.198</b>		<b>22.432</b>	<b>21.218</b>	18.548
4	10:41:30.407	<b>1:02.758</b>	+0.560	22.589	21.563	18.606
5	10:42:32.864	<b>1:02.457</b>	+0.259	22.626	21.433	<b>18.398</b>
<b>(418) Noah Höß</b>						
1	10:38:18.917	<b>1:04.711</b>	+2.497	23.514	22.378	18.819
2	10:39:22.288	<b>1:03.371</b>	+1.157	22.673	21.955	18.743
3	10:40:25.616	<b>1:03.328</b>	+1.114	22.561	22.165	18.602
4	10:41:28.133	<b>1:02.517</b>	+0.303	22.411	21.526	18.580
5	10:42:30.347	<b>1:02.214</b>		<b>22.263</b>	<b>21.408</b>	<b>18.543</b>
<b>(412) Ajdin Jatic</b>						
1	10:38:26.980	<b>1:03.174</b>	+0.959	22.866	21.758	18.550
2	10:39:30.423	<b>1:03.443</b>	+1.228	22.697	22.058	18.688
3	10:40:33.028	<b>1:02.605</b>	+0.390	22.757	<b>21.262</b>	18.586
4	10:41:35.505	<b>1:02.477</b>	+0.262	<b>22.236</b>	21.639	18.602
5	10:42:37.720	<b>1:02.215</b>		22.362	21.376	<b>18.477</b>
<b>(434) Marcel Ernst</b>						
1	10:38:34.107	<b>1:03.153</b>	+0.876	22.787	21.628	18.738
2	10:39:36.511	<b>1:02.404</b>	+0.127	22.340	21.430	18.634
3	10:40:39.367	<b>1:02.856</b>	+0.579	22.562	21.792	<b>18.502</b>
4	10:41:41.908	<b>1:02.541</b>	+0.264	22.610	<b>21.297</b>	18.634
5	10:42:44.185	<b>1:02.277</b>		<b>22.314</b>	21.442	18.521
<b>(411) Philipp Salzmann</b>						
1	10:38:28.134	<b>1:03.967</b>	+1.619	23.407	21.847	18.713
2	10:39:31.192	<b>1:03.058</b>	+0.710	22.486	21.976	18.596
3	10:40:34.160	<b>1:02.968</b>	+0.620	22.476	21.905	18.587
4	10:41:36.508	<b>1:02.348</b>		22.432	<b>21.506</b>	<b>18.410</b>
5	10:42:39.084	<b>1:02.576</b>	+0.228	<b>22.364</b>	21.704	18.508
<b>(505) Luca Colella</b>						
1	10:38:31.576	<b>1:02.722</b>	+0.291	22.570	21.591	18.561
2	10:39:34.346	<b>1:02.770</b>	+0.339	22.437	21.680	18.653
3	10:40:37.519	<b>1:03.173</b>	+0.742	22.715	21.931	18.527
4	10:41:39.950	<b>1:02.431</b>		<b>22.416</b>	<b>21.542</b>	<b>18.473</b>
5	10:42:43.459	<b>1:03.509</b>	+1.078	22.618	21.984	18.907
<b>(429) Adrian Martinz</b>						
1	10:38:20.032	<b>1:04.152</b>	+1.718	23.187	22.023	18.942
2	10:39:23.109	<b>1:03.077</b>	+0.643	22.804	21.581	18.692
3	10:40:26.287	<b>1:03.178</b>	+0.744	22.603	21.803	18.772
4	10:41:29.345	<b>1:03.058</b>	+0.624	22.677	21.776	18.605
5	10:42:31.779	<b>1:02.434</b>		<b>22.552</b>	<b>21.435</b>	<b>18.447</b>
<b>(516) Gianina Prisching</b>						
1	10:38:16.820	<b>1:03.235</b>	+0.734	23.159	21.518	18.558
2	10:39:19.613	<b>1:02.793</b>	+0.292	22.856	<b>21.421</b>	<b>18.516</b>
3	10:40:22.444	<b>1:02.831</b>	+0.330	22.571	21.537	18.723
4	10:41:24.945	<b>1:02.501</b>		<b>22.381</b>	21.603	18.517
5	10:42:27.905	<b>1:02.960</b>	+0.459	22.508	21.673	18.779
<b>(454) Markus Rausch</b>						
1	10:38:44.921	<b>1:03.178</b>	+0.616	22.840	21.919	18.419
2	10:39:47.512	<b>1:02.591</b>	+0.029	22.643	<b>21.617</b>	18.331
3	10:40:50.074	<b>1:02.562</b>		<b>22.449</b>	21.624	18.489
4	10:41:53.015	<b>1:02.941</b>	+0.379	22.766	21.855	18.320
5	10:42:55.700	<b>1:02.685</b>	+0.123	22.611	21.765	<b>18.309</b>
<b>(424) Noah Kaltenbach</b>						
1	10:38:26.675	<b>1:04.105</b>	+1.372	23.144	22.075	18.886
2	10:39:31.762	<b>1:05.087</b>	+2.354	22.703	23.671	18.713
3	10:40:36.573	<b>1:04.811</b>	+2.078	22.737	23.600	18.474
4	10:41:39.306	<b>1:02.733</b>		<b>22.551</b>	<b>21.758</b>	<b>18.424</b>
5	10:42:42.636	<b>1:03.330</b>	+0.597	22.847	21.845	18.638
<b>(425) Noah Gounot</b>						
1	10:38:13.095	<b>1:04.102</b>	+1.355	23.430	21.852	18.820
2	10:39:17.516	<b>1:04.421</b>	+1.674	23.340	22.235	18.846
3	10:40:21.396	<b>1:03.880</b>	+1.133	23.335	21.928	18.617
4	10:41:24.221	<b>1:02.825</b>	+0.078	<b>22.500</b>	21.667	18.658
5	10:42:26.968	<b>1:02.747</b>		22.694	<b>21.444</b>	<b>18.609</b>

Orbits



INT. ADAC Kartrennen Wackersdorf

DSKC - KZ2

Pro Kart Raceland Wackersdorf 1,190 Km

Qualifying Practice Serie 2

15.06.2024 10:36

Qualifying (6:00 Time) started at 10:35:59

Lap	Time of Day	Lap Tm	Diff	S1 Tm	S2 Tm	S3 Tm	Lap	Time of Day	Lap Tm	Diff	S1 Tm	S2 Tm	S3 Tm
[420] Nathalie Kreitz													
1	10:38:18.077	<b>1:04.911</b>	+1.557	24.147	21.976	18.788							
2	10:39:21.431	<b>1:03.354</b>		<b>22.830</b>	<b>21.826</b>	18.698							
3	10:40:26.531	<b>1:05.100</b>	+1.746	22.997	22.763	19.340							
4	10:41:30.323	<b>1:03.792</b>	+0.438	23.174	21.841	18.777							
5	10:42:34.158	<b>1:03.835</b>	+0.481	23.058	22.183	<b>18.594</b>							
[422] Chris Vandebroek													
1	10:38:25.753	<b>1:09.081</b>	+5.168	28.236	<b>21.871</b>	18.974							
2	10:39:30.002	<b>1:04.249</b>	+0.336	23.339	21.970	<b>18.940</b>							
3	10:40:35.176	<b>1:05.174</b>	+1.261	23.554	22.631	18.989							
4	10:41:39.089	<b>1:03.913</b>		22.722	21.917	19.274							
5	10:42:43.255	<b>1:04.166</b>	+0.253	<b>22.619</b>	22.435	19.112							
[416] Jayden Gushiken													
1	10:38:29.607	<b>1:05.959</b>	+1.661	24.533	<b>22.277</b>	19.149							
2	10:39:33.972	<b>1:04.365</b>	+0.067	22.958	22.460	18.947							
3	10:40:45.545	<b>1:11.573</b>	+7.275	<b>22.892</b>	22.809	25.872							
4	10:41:49.843	<b>1:04.298</b>		22.966	22.530	<b>18.802</b>							
5	10:42:54.508	<b>1:04.665</b>	+0.367	23.263	22.460	18.942							



**DSKC - KZ2**

**Qualifying Practice Serie 1 Revision 2**


Track length: 1.190 Km  
Session Started: 10:24:59  
Best Lap by: 423 - Claudia Henning - 1:01.438

Rank	#	Driver	Nat	Sponsor Entrant	Nat	License E-License	Make	laps	Best Lap	Diff	In Lap	Penalty
1	423	Claudia Henning	DEU	Henning Claudia	DEU	ITE11645 IDC11645	Birel ART/TM/Vega	5	1:01.438		4	
2	415	Rouven Wilk	DEU	Mach1 Motorsport	DEU	ITE35449 KBF39310	Mach1/TM/Vega	4	1:01.543	0.105	4	
3	442	Maximilian Schleimer	DEU	ADAC Mittelrhein e.V. Maranello SRP Factory Team	DEU	ITE 11572 KBF38275	Maranello/TM/Vega	5	1:01.862	0.424	4	
4	452	Erik Müller	DEU	Mach1 Motorsport	DEU	ITE 17884 BIC20651	Mach1/TM /Vega	5	1:01.936	0.498	4	
5	426	Siep Kuypers	NLD	CRG Holland	NLD	ITE52719 155221008	CRG/TM/Vega	5	1:01.960	0.522	5	
6	431	Simon Rechenmacher	DEU	TB Racing Team	DEU	ITE 38327 KBF38262	KR/TM/Vega	5	1:02.029	0.591	5	
7	437	Felix Wischitzki	DEU	ADAC Mittelrhein e.V. RMW Motorsport	DEU	ITE 15497 BIC39010	Tony-Kart/TM/Vega	5	1:02.059	0.621	3	
8	502	Louis Binder	DEU	BRM RACING FACTORY S.R.L.	ITA	ITE34543 IBL462163	BRM/TM/Vega	5	1:02.062	0.624	1	
9	507	Jeroen Bos	NLD	SP Motorsport	NLD	ITE21799 IBL47253	KR/TM Racing/Vega	5	1:02.105	0.667	5	
10	410	Maurice Schenck	DEU	APEX Performance	DEU	ITE 10412 KBF38438	Maranello/TM/Vega	5	1:02.185	0.747	2	
11	408	Florian Breitenbach	DEU	Maranello SRP Factory Team	DEU	ITE 16880 KBF38275	Maranello/TM /Vega	5	1:02.201	0.763	3	
12	515	Edgaras Kelmas	LTU	Paske Racing	LTU	ITE2024-ITE/003 IBL2024-KL/05	Maranello/TM /Vega	5	1:02.296	0.858	5	
13	414	Ken Algre	EST	Maranello SRP Factory Team	DEU	ITE26407 KBF38275	Maranello/TM /Vega	5	1:02.497	1.059	3	
14	430	Andreas Dresen	DEU	Maranello SRP Factory Team	DEU	ITC-C28031 KBF38275	Maranello/TM/Vega	5	1:02.550	1.112	5	
15	455	Tim Schott	DEU	TB Racing Team	DEU	NKA16563 KBF38262	KR/TM/Vega	5	1:02.664	1.226	2	
16	468	Rick Hartmann	DEU	MSC -Langenfeld e.V. im ADAC Falcon Racing Team	NLD	ITD-C18598 12133007	Falcon/TM/Vega	5	1:02.800	1.362	1	
17	511	Mario Lauer	DEU	NEES RACING	DEU	ITG25003 KBF38362	Maranello/TM/Vega	5	1:02.832	1.394	2	
18	513	Edoardo Mormorelli	ITA	Maranello SRP Factory Team	DEU	ITE499685 BIC38275	Maranello/TM/Vega	5	1:03.185	1.747	5	
19	444	Lars Ossenbeck	DEU	ADAC Niedersachsen/Sachsen-Anhalt e.V.	DEU	ITE 38498 BIC38443	Maranello/TM/Vega	5	1:03.212	1.774	5	
20	406	Christian Breiter	DEU	ADAC Niersachsen/Sachsen-Anhalt e.V.	DEU	NKA16756 BIC38443	Maranello/TM/Vega	5	1:03.496	2.058	4	
21	433	Alexander Richter	DEU	Team NKS	DEU	ITE 42057 BIC29153	DR/Modena/Vega	5	1:03.705	2.267	2	
22	409	Lovasz Balint	HUN	VIA-SPEED KFT	HUN	ITE6627 IBL542	Croc Promotion/TM/Vega	5	1:04.217	2.779	4	
23	407	Anders Elkjaer	DNK	Maranello SRP Factory Team	DEU	ITE902 KBF38275	Maranello/TM/Vega	1	1:15.556	14.118	1	
24	485	Maximilian Spirkel	DEU	Dörr Motorsport	DEU	ITE33771 BIF38420	KR/IAME/Vega	0			0	

**Announcements**

# 485 all Passings delete Steward session

Timekeeper  
M.Riehmers




Race Director  
H.Seidel



Page 1/1

These results are provisional until the conclusion of any judicial and technical matters!

Printed: 15.06.2024 / 12:42



**DKM Round 3**
**DSKC - KZ2**
**Wackersdorf**
**Total Result Qualifying Fast Group / Slow Group**

Pos.	No.	Firstname	Lastname	NAT	Entrant	NAT	Make	Sponsor	Best Time	Pos	
										Driv.	Entr.
1	514	Jeffrey	<b>Fikse</b>	NLD	Jeffrey Fikse	DEU	Maranello /TM/Vega		1:01.218	1	A
2	423	Claudia	<b>Henning</b>	DEU	Henning Claudia	DEU	Birel ART/TM/Vega		1:01.438	1	B
3	440	Enzo	<b>Bol</b>	NLD	SP Motorsport	NLD	KR/TM/Vega		1:01.264	2	C
4	415	Rouven	<b>Wilk</b>	DEU	Mach1 Motorsport	DEU	Mach1/TM/Vega		1:01.543	2	A
5	436	Cedric	<b>Malk</b>	CHE	Millennium Racing	DEU	Tony Kart/TM/Vega		1:01.365	3	B
6	442	Maximilian	<b>Schleimer</b>	DEU	Maranello SRP Factory Team	DEU	Maranello/TM/Vega	ADAC Mittelrhein e.V.	1:01.862	3	C
7	466	Maximilian	<b>Schreyer</b>	DEU	Maranello SRP Factory Team	DEU	Maranello /TM/Vega		1:01.370	4	A
8	452	Erik	<b>Müller</b>	DEU	Mach1 Motorsport	DEU	Mach1/TM /Vega		1:01.936	4	B
9	417	Emanuel	<b>Mai</b>	DEU	Solgat Motorsport	DEU	Birel ART/TM/Vega		1:01.399	5	C
10	426	Siep	<b>Kuypers</b>	NLD	CRG Holland	NLD	CRG/TM/Vega		1:01.960	5	A
11	477	Dion	<b>van Werven</b>	NLD	Wilfred van Werven	NLD	CRG/TM/Vega		1:01.430	6	B
12	431	Simon	<b>Rechenmacher</b>	DEU	TB Racing Team	DEU	KR/TM/Vega		1:02.029	6	C
13	419	Dominik	<b>Reuters</b>	DEU	Dörr Motorsport	DEU	KR/IAME/Vega		1:01.605	7	A
14	437	Felix	<b>Wischlitzki</b>	DEU	RMW Motorsport	DEU	Tony-Kart/TM/Vega	ADAC Mittelrhein e.V.	1:02.059	7	B
15	428	Lukas	<b>Reiböck</b>	AUT	BIRELART RACING KSW	AUT	Birel ART/TM/VEGA		1:01.925	8	C
16	502	Louis	<b>Binder</b>	DEU	BRM RACING FACTORY S.R.L.	ITA	BRM/TM/Vega		1:02.062	8	A
17	427	Emma	<b>Felbermayr</b>	AUT	TB Racing Team	DEU	KR/TM/Vega		1:01.988	9	B
18	507	Jeroen	<b>Bos</b>	NLD	SP Motorsport	NLD	KR/TM Racing/Vega		1:02.105	9	C
19	512	Oskar	<b>Steinbach</b>	DEU	Kartshop Ampfing	DEU	Birel/TM/Vega		1:02.081	10	A
20	410	Maurice	<b>Schenck</b>	DEU	APEX Performance	DEU	Maranello/TM/Vega		1:02.185	10	B
21	509	Domantas	<b>Knyva</b>	LTU	Dream 2 Drive	LTU	Formula K/TM/Vega		1:02.198	11	C
22	408	Florian	<b>Breitenbach</b>	DEU	Maranello SRP Factory Team	DEU	Maranello/TM /Vega		1:02.201	11	A
23	418	Noah	<b>Höß</b>	DEU	Solgat Motorsport	DEU	Birel ART/TM/Vega		1:02.214	12	B
24	515	Edgaras	<b>Kelmas</b>	LTU	Paske Racing	LTU	Maranello/TM /Vega		1:02.296	12	C
25	412	Ajdin	<b>Jatic</b>	NLD	Falcon Racing Team	NLD	Falcon/TM/Vega		1:02.215	13	A
26	414	Ken	<b>Algre</b>	EST	Maranello SRP Factory Team	DEU	Maranello/TM /Vega		1:02.497	13	B
27	434	Marcel	<b>Ernst</b>	DEU	NB Motorsport	DEU	Lenzokart/TM/Vega		1:02.277	14	C
28	430	Andreas	<b>Dresen</b>	DEU	Maranello SRP Factory Team	DEU	Maranello/TM/Vega		1:02.550	14	A
29	411	Philipp	<b>Salzmann</b>	DEU	TB Racing Team	DEU	KR/TM/Vega		1:02.348	15	B
30	455	Tim	<b>Schott</b>	DEU	TB Racing Team	DEU	KR/TM/Vega		1:02.664	15	C
31	429	Adrian	<b>Martinz</b>	AUT	BIREL ART RACING KSW	AUT	Birel ART/TM/Vega		1:02.434	16	A
32	468	Rick	<b>Hartmann</b>	DEU	Falcon Racing Team	NLD	Falcon/TM/Vega	MSC -Langenfeld e.V. im ADAC	1:02.800	16	B
33	516	Gianina	<b>Prisching</b>	AUT	BIREL ART RACING KSW	AUT	BirelArt/TM /Vega		1:02.501	17	C
34	511	Mario	<b>Lauer</b>	DEU	NEES RACING	DEU	Maranello/TM/Vega		1:02.832	17	A
35	454	Markus	<b>Rausch</b>	DEU	Markus Rausch	DEU	Maranello/TM/Vega		1:02.562	18	B
36	513	Edoardo	<b>Mormorelli</b>	ITA	Maranello SRP Factory Team	DEU	Maranello/TM/Vega		1:03.185	18	C
37	424	Noah	<b>Kaltenbach</b>	DEU	7L-Performance	DEU	Tony Kart/TM /Vega		1:02.733	19	A
38	444	Lars	<b>Ossenbeck</b>	DEU	ADAC Niedersachsen/Sachsen-Anhalt e.V.	DEU	Maranello/TM/Vega		1:03.212	19	B
39	420	Nathalie	<b>Kreitz</b>	DEU	VDB Kart Racing	DEU	Birel ART/TM/Vega		1:03.354	20	C
40	406	Christian	<b>Breiter</b>	DEU	ADAC Niersachsen/Sachsen-Anhalt e.V.	DEU	Maranello/TM/Vega		1:03.496	20	A
41	505	Luca	<b>Colella</b>	DEU	APEX Performance Racing Team	DEU	Maranello/TM/Vega		1:02.431	21	B
42	433	Alexander	<b>Richter</b>	DEU	Team NKS	DEU	DR/Modena/Vega		1:03.705	21	C
43	422	Chris	<b>Vandebroek</b>	DEU	VDB Kart Racing	DEU	Birel ART/TM/Vega		1:03.913	22	A
44	409	Lovasz	<b>Balint</b>	HUN	VIA-SPEED KFT	HUN	Croc Promotion/TM/Vega		1:04.217	22	B
45	416	Jayden	<b>Gushiken</b>	DEU	7L-Performance	DEU	Tony Kart /TM /Vega		1:04.298	23	C

**Announcements:** These results are provisional until the conclusion of any judicial and technical matters

Race Director Horst Seidel:



Timekeeping M. Riehmers:



Printed: 15.06.2024 12:46

Posted at: h





DKM Round 3

DSKC - KZ2

Wackersdorf

Total Result Qualifying Fast Group / Slow Group

Pos. No.	Firstname	Lastname	Driv.		Entr.		Sponsor	Pos		
			NAT	Entrant	NAT	Make		Best Time	Quali Gr.	Heat Gr.
46	<b>407</b> Anders	<b>Elkjaer</b>	DNK	Maranello SRP Factory Team	DEU	Maranello/TM/Vega		1:15.556	23	A
47	<b>425</b> Noah	<b>Gounot</b>	DEU	Solgat Motorsport	DEU	Birel ART/TM/Vega		1:02.747	24	B
48	<b>485</b> Maximilian	<b>Spirkl</b>	DEU	Dörr Motorsport	DEU	KR/IAME/Vega		0,000	24	C

**Announcements:** These results are provisional until the conclusion of any judicial and technical matters

Race Director Horst Seidel:



Timekeeping M. Riehmers:



Printed: 15.06.2024 12:46


Posted at: h



Heat organization  
DKM Round 3  
Wackersdorf  
DSKC - KZ2 Group A

Group	Pos	No.	Firstname	Lastname	Class	Overall BestTm
Group A	1	514	Jeffrey	Fikse	DSKC - KZ2	1:01.218
Group A	4	415	Rouven	Wilk	DSKC - KZ2	1:01.543
Group A	7	466	Maximilian	Schreyer	DSKC - KZ2	1:01.370
Group A	10	426	Siep	Kuypers	DSKC - KZ2	1:01.960
Group A	13	419	Dominik	Reuters	DSKC - KZ2	1:01.605
Group A	16	502	Louis	Binder	DSKC - KZ2	1:02.062
Group A	19	512	Oskar	Steinbach	DSKC - KZ2	1:02.081
Group A	22	408	Florian	Breitenbach	DSKC - KZ2	1:02.201
Group A	25	412	Ajdin	Jatic	DSKC - KZ2	1:02.215
Group A	28	430	Andreas	Dresen	DSKC - KZ2	1:02.550
Group A	31	429	Adrian	Martinz	DSKC - KZ2	1:02.434
Group A	34	511	Mario	Lauer	DSKC - KZ2	1:02.832
Group A	37	424	Noah	Kaltenbach	DSKC - KZ2	1:02.733
Group A	40	406	Christian	Breiter	DSKC - KZ2	1:03.496
Group A	43	422	Chris	Vandebroek	DSKC - KZ2	1:03.913
Group A	46	407	Anders	Elkjaer	DSKC - KZ2	1:15.556

Race Director Horst Seidel:



Timekeeping M. Riehmers:



Printed: 15.06.2024 12:46

Posted at: h



Heat organization  
DKM Round 3  
Wackersdorf  
DSKC - KZ2 Group B

Group	Pos	No.	Firstname	Lastname	Class	Overall BestTm
Group B	2	423	Claudia	Henning	DSKC - KZ2	1:01.438
Group B	5	436	Cedric	Malk	DSKC - KZ2	1:01.365
Group B	8	452	Erik	Müller	DSKC - KZ2	1:01.936
Group B	11	477	Dion	van Werven	DSKC - KZ2	1:01.430
Group B	14	437	Felix	Wischlitzki	DSKC - KZ2	1:02.059
Group B	17	427	Emma	Felbermayr	DSKC - KZ2	1:01.988
Group B	20	410	Maurice	Schenck	DSKC - KZ2	1:02.185
Group B	23	418	Noah	Höß	DSKC - KZ2	1:02.214
Group B	26	414	Ken	Algre	DSKC - KZ2	1:02.497
Group B	29	411	Philipp	Salzmann	DSKC - KZ2	1:02.348
Group B	32	468	Rick	Hartmann	DSKC - KZ2	1:02.800
Group B	35	454	Markus	Rausch	DSKC - KZ2	1:02.562
Group B	38	444	Lars	Ossenbeck	DSKC - KZ2	1:03.212
Group B	41	505	Luca	Colella	DSKC - KZ2	1:02.431
Group B	44	409	Lovasz	Balint	DSKC - KZ2	1:04.217
Group B	47	425	Noah	Gounot	DSKC - KZ2	1:02.747

Race Director Horst Seidel:



Timekeeping M. Riehmers:



Printed: 15.06.2024 12:46

Posted at: h



## Heat organization

### DKM Round 3

### Wackersdorf

### DSKC - KZ2 Group C

Group	Pos	No.	Firstname	Lastname	Class	Overall BestTm
Group C	3	440	Enzo	Bol	DSKC - KZ2	1:01.264
Group C	6	442	Maximilian	Schleimer	DSKC - KZ2	1:01.862
Group C	9	417	Emanuel	Mai	DSKC - KZ2	1:01.399
Group C	12	431	Simon	Rechenmacher	DSKC - KZ2	1:02.029
Group C	15	428	Lukas	Reiböck	DSKC - KZ2	1:01.925
Group C	18	507	Jeroen	Bos	DSKC - KZ2	1:02.105
Group C	21	509	Domantas	Knyva	DSKC - KZ2	1:02.198
Group C	24	515	Edgaras	Kelmas	DSKC - KZ2	1:02.296
Group C	27	434	Marcel	Ernst	DSKC - KZ2	1:02.277
Group C	30	455	Tim	Schott	DSKC - KZ2	1:02.664
Group C	33	516	Gianina	Prisching	DSKC - KZ2	1:02.501
Group C	36	513	Edoardo	Mormorelli	DSKC - KZ2	1:03.185
Group C	39	420	Nathalie	Kreitz	DSKC - KZ2	1:03.354
Group C	42	433	Alexander	Richter	DSKC - KZ2	1:03.705
Group C	45	416	Jayden	Gushiken	DSKC - KZ2	1:04.298
Group C	48	485	Maximilian	Spirkl	DSKC - KZ2	0,000

Race Director Horst Seidel:



Timekeeping M. Riehmers:



Printed: 15.06.2024 12:46

posted at: h





DKM Round 3

Class: DSKC - KZ2

Date/Time: 15.06.2024 13:40

Track:

Heat:

Laps:

Wackersdorf

Heat 1 B-C

12 lap

Edition 2

	35		18		36
	33		17		34
Noah Gounot	425	Birel ART/TM/Vega	16	Maximilian Spirkl	485 KR/IAME/Vega
	31				32
Lovasz Balint	409	Croc Promotion/TM/Vega	15	Jayden Gushiken	416 Tony Kart /TM/Vega
	29				30
Luca Colella	505	Maranello/TM/Vega	14	Alexander Richter	433 DR/Modena/Vega
	27				28
Lars Ossenbeck	444	Maranello/TM/Vega	13	Nathalie Kreitz	420 Birel ART/TM/Vega
	25				26
Markus Rausch	454	Maranello/TM/Vega	12	Edoardo Mormorelli	513 Maranello/TM/Vega
	23				24
Rick Hartmann	468	Falcon/TM/Vega	11	Gianina Prisching	516 BirelArt/TM/Vega
	21				22
Philipp Salzman	411	KR/TM/Vega	10	Tim Schott	455 KR/TM/Vega
	19				20
Ken Algre	414	Maranello/TM/Vega	9	Marcel Ernst	434 Lenzokart/TM/Vega
	17				18
Noah Höb	418	Birel ART/TM/Vega	8	Edgaras Kelmas	515 Maranello/TM/Vega
	15				16
Maurice Schenck	410	Maranello/TM/Vega	7	Domantas Knyva	509 Formula K/TM/Vega
	13				14
Emma Felbermayr	427	KR/TM/Vega	6	Jeroen Bos	507 KR/TM/Racing/Vega
	11				12
Felix Wischitzki	437	Tony-Kart/TM/Vega	5	Lukas Reiböck	428 Birel ART/TM/VEGA
	9				10
Dion van Werven	477	CRG/TM/Vega	4	Simon Rechenmacher	431 KR/TM/Vega
	7				8
Erik Müller	452	Mach1/TM/Vega	3	Emanuel Mai	417 Birel ART/TM/Vega
	5				6
Cedric Malk	436	Tony Kart/TM/Vega	2	Maximilian Schleimer	442 Maranello/TM/Vega
	3				4
Claudia Henning	423	Birel ART/TM/Vega	1	Enzo Bol	440 KR/TM/Vega
	1				2

Pole Position

Row

printed 15.06.2024 12:46

DKM Round 3

Class: DSKC - KZ2

Date/Time: 15.06.2024 15:40

Track:

Heat:

Laps:

Wackersdorf

Heat 2 A-C

12 lap

Edition 2

	35		18		36
	33		17		34
Anders Elkjaer	407	Maranello/TM/Vega	16	Maximilian Spirkl	485 KR/IAME/Vega
	31		15	Jayden Gushiken	416 Tony Kart /TM/Vega
Chris Vandebroek	422	Birel ART/TM/Vega	14	Alexander Richter	433 DR/Modena/Vega
	29		13	Nathalie Kreitz	420 Birel ART/TM/Vega
Christian Breiter	406	Maranello/TM/Vega	12	Edoardo Mormorelli	513 Maranello/TM/Vega
	27		11	Gianina Prisching	516 BirelArt/TM/Vega
Noah Kaltenbach	424	Tony Kart/TM/Vega	10	Tim Schott	455 KR/TM/Vega
	25		9	Marcel Ernst	434 Lenzokart/TM/Vega
Mario Lauer	511	Maranello/TM/Vega	8	Edgaras Kelmas	515 Maranello/TM/Vega
	23		7	Domantas Knyva	509 Formula K/TM/Vega
Adrian Martinz	429	Birel ART/TM/Vega	6	Jeroen Bos	507 KR/TM/Racing/Vega
	21		5	Lukas Reiböck	428 Birel ART/TM/VEGA
Andreas Dresen	430	Maranello/TM/Vega	4	Simon Rechenmacher	431 KR/TM/Vega
	19		3	Emanuel Mai	417 Birel ART/TM/Vega
Ajdin Jatic	412	Falcon/TM/Vega	2	Maximilian Schleimer	442 Maranello/TM/Vega
	17		1	Enzo Bol	440 KR/TM/Vega
Florian Breitenbach	408	Maranello/TM/Vega			
	15				
Oskar Steinbach	512	Birel/TM/Vega			
	13				
Louis Binder	502	BRM/TM/Vega			
	11				
Dominik Reuters	419	KR/IAME/Vega			
	9				
Siep Kuypers	426	CRG/TM/Vega			
	7				
Maximilian Schreyer	466	Maranello/TM/Vega			
	5				
Rouven Wilk	415	Mach1/TM/Vega			
	3				
Jeffrey Fikse	514	Maranello/TM/Vega			
	1				

Pole Position

printed 15.06.2024 12:46

DKM Round 3      Track: Wackersdorf  
 Class: DSKC - KZ2      Heat: Heat 3 A-B  
 Date/Time: 15.06.2024 18:05      Laps: 12 lap      Edition 2

	35		18		36
	33		17		34
Anders Elkjaer	407	Maranello/TM/Vega	16	Noah Gounot	425
	31		15		32
Chris Vandebroek	422	Birel ART/TM/Vega	14	Lovasz Balint	409
	29		13		30
Christian Breiter	406	Maranello/TM/Vega	12	Luca Colella	505
	27		11		28
Noah Kaltenbach	424	Tony Kart/TM/Vega	10	Lars Ossenbeck	444
	25		9		26
Mario Lauer	511	Maranello/TM/Vega	8	Markus Rausch	454
	23		7		24
Adrian Martinz	429	Birel ART/TM/Vega	6	Rick Hartmann	468
	21		5		22
Andreas Dresen	430	Maranello/TM/Vega	4	Philipp Salzmann	411
	19		3		20
Ajdin Jatic	412	Falcon/TM/Vega	2	Ken Algre	414
	17		1		18
Florian Breitenbach	408	Maranello/TM/Vega		Noah HöB	418
	15				16
Oskar Steinbach	512	Birel/TM/Vega		Maurice Schenck	410
	13				14
Louis Binder	502	BRM/TM/Vega		Emma Felbermayr	427
	11				12
Dominik Reuters	419	KR/IAME/Vega		Felix Wischlitzki	437
	9				10
Siep Kuypers	426	CRG/TM/Vega		Dion van Werven	477
	7				8
Maximilian Schreyer	466	Maranello/TM/Vega		Erik Müller	452
	5				6
Rouven Wilk	415	Mach1/TM/Vega		Cedric Malk	436
	3				4
Jeffrey Fikse	514	Maranello/TM/Vega		Claudia Henning	423
	1				2

Pole Position

printed 15.06.2024 12:46

INT. ADAC Kartrennen Wackersdorf

DSKC - KZ2

Pro Kart Raceland Wackersdorf 1,190 Km


Startgrid Qualifying Heat A/C Revision 2 Steward desission

15.06.2024 15:40

Race (12 Laps)

14	516	433
	27	28
13	420	406
	25	26
12	513	424
	23	24
11	429	511
	21	22
10	430	455
	19	20
9	412	434
	17	18
8	408	515
	15	16
7	512	509
	13	14
6	502	507
	11	12
5	419	428
	9	10
4	426	431
	7	8
3	466	417
	5	6
2	415	442
	3	4
1	514	440
	1	2

POLE POSITION



Orbits





INT. ADAC Kartrennen Wackersdorf

DSKC - KZ2

Pro Kart Raceland Wackersdorf 1,190 Km

Startgrid Qualifying Heat A/C Revision 2 Steward desission

15.06.2024 15:40

Race (12 Laps)

16

407

485

31

32


15

422


416

29

30



Orbits



INT. ADAC Kartrennen Wackersdorf

DSKC - KZ2

Pro Kart Raceland Wackersdorf 1,190 Km


Startgrid Qualifying Heat A/C Revision 2 Steward desission

15.06.2024 15:40

Race (12 Laps)

14	516 Gianina Prisching 27	433 Alexander Richter 28
13	420 Nathalie Kreitz 25	406 Christian Breiter 26
12	513 Edoardo Mormorelli 23	424 Noah Kaltenbach 24
11	429 Adrian Martinz 21	511 Mario Lauer 22
10	430 Andreas Dresen 19	455 Tim Schott 20
9	412 Ajdin Jatic 17	434 Marcel Ernst 18
8	408 Florian Breitenbach 15	515 Edgaras Kelmas 16
7	512 Oskar Steinbach 13	509 Domantas Knyva 14
6	502 Louis Binder 11	507 Jeroen Bos 12
5	419 Dominik Reuters 9	428 Lukas Reiböck 10
4	426 Siep Kuypers 7	431 Simon Rechenmacher 8
3	466 Maximilian Schreyer 5	417 Emanuel Mai 6
2	415 Rouven Wilk 3	442 Maximilian Schleimer 4
1	514 Jeffrey Fikse 1	440 Enzo Bol 2

POLE POSITION



INT. ADAC Kartrennen Wackersdorf

DSKC - KZ2

Pro Kart Raceland Wackersdorf 1,190 Km

Startgrid Qualifying Heat A/C Revision 2 Steward desission

15.06.2024 15:40

Race (12 Laps)

**16**

407 Anders Elkjaer

**31**

485 Maximilian Spirkl

**32**


**15**

422 Chris Vandebroek


**29**

416 Jayden Gushiken

**30**



Orbits



### DSKC - KZ2

### Qualifying Heat B/C

Track length: 1.190 Km

Race Started: 13:50:02

Best Lap by: 442 - Maximilian Schleimer - 47.703

Rank	#	Driver	Nat	Sponsor Entrant	Nat	License E-License	Make	laps	T. Time Diff	Best Lap	Penalty	Points
1	3	442 Maximilian Schleimer	DEU	ADAC Mittelrhein e.V. Maranello SRP Factory Team	DEU	ITE 11572 KBF38275	Maranello/TM/Vega	12	9:40.978	47.703		50
2	0	440 Enzo Bol	NLD	SP Motorsport	NLD	ITE42526 IBL47253	KR/TM/Vega	12	9:42.542 1.564	47.782		44
3	7	428 Lukas Reiböck	AUT	BIRELART RACING KSW	AUT	ITEJK2158 IBLBK 102	Birel ART/TM/VEGA	12	9:44.854 3.876	47.807		41
4	-3	423 Claudia Henning	DEU	Henning Claudia	DEU	ITE11645 IDC11645	Birel ART/TM/Vega	12	9:45.171 4.193	47.723	+ 5 sec	38
5	3	431 Simon Rechenmacher	DEU	TB Racing Team	DEU	ITE 38327 KBF38262	KR/TM/Vega	12	9:45.868 4.890	47.834		36
6	1	477 Dion van Werven	NLD	Wilfred van Werven	NLD	ITE49844 EL50365	CRG/TM/Vega	12	9:46.283 5.305	47.796		34
7	5	507 Jeroen Bos	NLD	SP Motorsport	NLD	ITE21799 IBL47253	KR/TM Racing/Vega	12	9:47.347 6.369	47.905		32
8	-2	417 Emanuel Mai	DEU	Solgat Motorsport	DEU	ITE 16484 KBF42332	Birel ART/TM/Vega	12	9:47.859 6.881	47.934		30
9	2	427 Emma Felbermayr	AUT	TB Racing Team	DEU	ITEJK2003 KBF38262	KR/TM/Vega	12	9:49.448 8.470	47.987		28
10	-1	437 Felix Wischlitzki	DEU	ADAC Mittelrhein e.V. RMW Motorsport	DEU	ITE 15497 BIC39010	Tony-Kart/TM/Vega	12	9:50.061 9.083	48.148		27
11	6	414 Ken Algre	EST	Maranello SRP Factory Team	DEU	ITE26407 KBF38275	Maranello/TM /Vega	12	9:50.236 9.258	47.896		26
12	-9	436 Cedric Malk	CHE	Millennium Racing	DEU	ITE1350 KBF38042	Tony Kart/TM/Vega	12	9:51.898 10.920	47.984	+ 5 sec	25
13	3	515 Edgaras Kelmas	LTU	Paske Racing	LTU	ITE2024-ITE/003 IBL2024-KL/05	Maranello/TM /Vega	12	9:53.161 12.183	48.322		24
14	-1	410 Maurice Schenck	DEU	APEX Performance	DEU	ITE 10412 KBF38438	Maranello/TM/Vega	12	9:53.885 12.907	48.210		23
15	-10	452 Erik Müller	DEU	Mach1 Motorsport	DEU	ITE 17884 BIC20651	Mach1/TM /Vega	12	9:55.599 14.621	48.031	+ 5 sec	22
16	11	505 Luca Colella	DEU	APEX Performance Racing Team	DEU	ITE21369 KBF38438	Maranello/TM/Vega	12	9:55.994 15.016	48.293		21
17	8	444 Lars Ossenbeck	DEU	ADAC Niedersachsen/Sachsen-Anhalt e.V.	DEU	ITE 38498 BIC38443	Maranello/TM/Vega	12	9:56.650 15.672	48.202		20
18	0	434 Marcel Ernst	DEU	NB Motorsport	DEU	NKA25485 38954	Lenzokart/TM/Vega	12	9:58.662 17.684	48.530		19
19	-5	509 Domantas Knyva	LTU	Dream 2 Drive	LTU	IABS2024-ITE/016 IBL2024-KL/09	Formula K/TM/Vega	12	9:59.741 18.763	48.329	+ 5 sec	18
20	12	485 Maximilian Spirk	DEU	Dörr Motorsport	DEU	ITE33771 BIF38420	KR/IAME/Vega	12	9:59.908 18.930	48.614		17
21	10	425 Noah Gounot	DEU	Solgat Motorsport	DEU	NKA30555 KBF42332	Birel ART/TM/Vega	12	9:59.951 18.973	48.330		16
22	6	433 Alexander Richter	DEU	Team NKS	DEU	ITE 42057 BIC29153	DR/Modena/Vega	12	10:02.105 21.127	48.720		15
23	3	420 Nathalie Kreitz	DEU	VDB Kart Racing	DEU	ITE 14979 KBF10478	Birel ART/TM/Vega	12	10:02.539 21.561	48.628		14
24	5	409 Lovasz Balint	HUN	VIA-SPEED KFT	HUN	ITE6627 IBL542	Croc Promotion/TM/Vega	12	10:03.516 22.538	48.662		13
25	-1	513 Edoardo Mormorelli	ITA	Maranello SRP Factory Team	DEU	ITE499685 BIC38275	Maranello/TM/Vega	12	10:03.806 22.828	48.688		12
26	4	416 Jayden Gushiken	DEU	7L-Performance	DEU	NKA41655 KBF38668	Tony Kart /TM /Vega	12	10:05.808 24.830	48.491		11
27	-4	454 Markus Rausch	DEU	Markus Rausch	DEU	ITE 11242 IDC11242	Maranello/TM/Vega	12	10:06.768 25.790	48.772	+ 5 sec	10
28	-13	418 Noah Höb	DEU	Solgat Motorsport	DEU	ITE 19884 BIF42332	Birel ART/TM/Vega	12	10:07.685 26.707	48.590	+ 5 sec	9
29	-7	516 Gianina Prisching	AUT	BIREL ART RACING KSW	AUT	ITEjk2241 IBLBK102	BirelArt/TM /Vega	1	1:01.862 11 Laps	53.849	+ 5 sec	8
30	-9	468 Rick Hartmann	DEU	MSC -Langenfeld e.V. im ADAC Falcon Racing Team	NLD	ITD-C18598 12133007	Falcon/TM/Vega	1	1:02.044 11 Laps	54.122	+ 5 sec	7
31	-12	411 Philipp Salzmann	DEU	TB Racing Team	DEU	ITE40074 KBF38262	KR/TM/Vega	1	1:03.143 11 Laps	55.507	+ 5 sec	6
32	-12	455 Tim Schott	DEU	TB Racing Team	DEU	NKA16563 KBF38262	KR/TM/Vega	0	2.790 12 Laps			5

#### Announcements

# 468,516,411,418,452,509 + 5 sec front fairing

# 454,436,423 + 5 sec jump start


Timekeeper  
M.Riehmers

Race Director  
H.Seidel

Page 1/1

These results are provisional until the conclusion of any judicial and technical matters!

Printed: 15.06.2024 / 15:35





INT. ADAC Kartrennen Wackersdorf

DSKC - KZ2

Pro Kart Raceland Wackersdorf 1,190 Km

Qualifying Heat B/C

15.06.2024 13:40

Race (12 Laps) started at 13:50:02

Lap	Time of Day	Lap Tm	Diff	S1 Tm	S2 Tm	S3 Tm
<b>(442) Maximilian Schleimer</b>						
1	13:50:55.060	<b>51.615</b>	+3.912	19.910	16.461	15.244
2	13:51:44.209	<b>49.149</b>	+1.446	17.790	16.319	15.040
3	13:52:32.557	<b>48.348</b>	+0.645	17.363	16.114	14.871
4	13:53:20.364	<b>47.807</b>	+0.104	17.133	15.938	14.736
5	13:54:08.508	<b>48.144</b>	+0.441	17.306	16.022	14.816
6	13:54:56.394	<b>47.886</b>	+0.183	17.089	15.982	14.815
7	13:55:44.097	<b>47.703</b>		<b>17.048</b>	<b>15.905</b>	14.750
8	13:56:32.109	<b>48.012</b>	+0.309	17.206	15.984	14.822
9	13:57:20.103	<b>47.994</b>	+0.291	17.157	16.051	14.786
10	13:58:07.901	<b>47.798</b>	+0.095	17.116	15.912	14.770
11	13:58:55.623	<b>47.722</b>	+0.019	17.065	15.927	<b>14.730</b>
12	13:59:43.421	<b>47.798</b>	+0.095	17.106	15.918	14.774

Lap	Time of Day	Lap Tm	Diff	S1 Tm	S2 Tm	S3 Tm
3	13:52:36.625	<b>49.618</b>	+1.822	17.704	16.209	15.705
4	13:53:25.216	<b>48.591</b>	+0.795	17.616	16.045	14.930
5	13:54:13.229	<b>48.013</b>	+0.217	17.118	16.060	14.835
6	13:55:01.048	<b>47.819</b>	+0.023	17.090	15.908	14.821
7	13:55:48.949	<b>47.901</b>	+0.105	17.107	15.979	14.815
8	13:56:37.277	<b>48.328</b>	+0.532	17.621	15.940	14.767
9	13:57:25.253	<b>47.976</b>	+0.180	17.174	15.957	14.845
10	13:58:13.049	<b>47.796</b>		17.140	<b>15.904</b>	<b>14.762</b>
11	13:59:00.883	<b>47.834</b>	+0.038	<b>17.036</b>	16.018	14.780
12	13:59:48.726	<b>47.843</b>	+0.047	17.128	15.954	14.761

Lap	Time of Day	Lap Tm	Diff	S1 Tm	S2 Tm	S3 Tm
<b>(440) Enzo Bol</b>						
1	13:50:54.488	<b>51.799</b>	+4.017	19.936	16.401	15.462
2	13:51:43.632	<b>49.144</b>	+1.362	17.739	16.312	15.093
3	13:52:31.970	<b>48.338</b>	+0.556	17.342	16.032	14.964
4	13:53:20.153	<b>48.183</b>	+0.401	17.259	16.040	14.884
5	13:54:08.260	<b>48.107</b>	+0.325	17.304	15.975	14.828
6	13:54:56.761	<b>48.501</b>	+0.719	17.178	16.341	14.982
7	13:55:44.991	<b>48.230</b>	+0.448	17.414	15.961	14.855
8	13:56:32.773	<b>47.782</b>		17.144	<b>15.866</b>	<b>14.772</b>
9	13:57:20.754	<b>47.981</b>	+0.199	17.226	15.967	14.788
10	13:58:08.691	<b>47.937</b>	+0.155	<b>17.105</b>	16.032	14.800
11	13:58:56.584	<b>47.893</b>	+0.111	17.179	15.871	14.843
12	13:59:44.985	<b>48.401</b>	+0.619	17.348	16.021	15.032

Lap	Time of Day	Lap Tm	Diff	S1 Tm	S2 Tm	S3 Tm
<b>(507) Jeroen Bos</b>						
1	13:50:57.968	<b>53.383</b>	+5.478	20.444	17.403	15.536
2	13:51:48.314	<b>50.346</b>	+2.441	18.243	16.962	15.141
3	13:52:37.143	<b>48.829</b>	+0.924	17.461	16.072	15.296
4	13:53:25.654	<b>48.511</b>	+0.606	17.590	16.099	14.822
5	13:54:13.737	<b>48.083</b>	+0.178	17.260	16.023	14.800
6	13:55:01.732	<b>47.995</b>	+0.090	17.110	16.031	14.854
7	13:55:49.694	<b>47.962</b>	+0.057	<b>17.092</b>	16.000	14.870
8	13:56:37.888	<b>48.194</b>	+0.289	17.372	16.011	14.811
9	13:57:25.835	<b>47.947</b>	+0.042	17.186	15.978	14.783
10	13:58:13.778	<b>47.943</b>	+0.038	17.137	16.010	14.796
11	13:59:01.683	<b>47.905</b>		17.194	15.972	<b>14.739</b>
12	13:59:49.790	<b>48.107</b>	+0.202	17.177	<b>15.951</b>	14.979

Lap	Time of Day	Lap Tm	Diff	S1 Tm	S2 Tm	S3 Tm
<b>(428) Lukas Reiböck</b>						
1	13:50:56.594	<b>52.410</b>	+4.603	20.177	16.913	15.320
2	13:51:46.149	<b>49.555</b>	+1.748	17.817	16.533	15.205
3	13:52:35.209	<b>49.060</b>	+1.253	17.472	16.649	14.939
4	13:53:23.610	<b>48.401</b>	+0.594	17.256	16.066	15.079
5	13:54:11.728	<b>48.118</b>	+0.311	17.264	15.965	14.889
6	13:54:59.885	<b>48.257</b>	+0.450	17.171	16.139	14.947
7	13:55:47.814	<b>47.829</b>	+0.022	<b>17.077</b>	15.917	14.835
8	13:56:35.774	<b>47.960</b>	+0.153	17.203	15.916	14.841
9	13:57:23.716	<b>47.942</b>	+0.135	17.232	15.899	14.811
10	13:58:11.523	<b>47.807</b>		17.180	<b>15.849</b>	<b>14.778</b>
11	13:58:59.400	<b>47.877</b>	+0.070	17.178	15.857	14.842
12	13:59:47.297	<b>47.897</b>	+0.090	17.154	15.911	14.832

Lap	Time of Day	Lap Tm	Diff	S1 Tm	S2 Tm	S3 Tm
<b>(417) Emanuel Mai</b>						
1	13:50:56.977	<b>53.070</b>	+5.136	20.321	16.906	15.843
2	13:51:46.500	<b>49.523</b>	+1.589	17.574	16.526	15.423
3	13:52:36.145	<b>49.645</b>	+1.711	17.300	16.908	15.437
4	13:53:24.529	<b>48.384</b>	+0.450	17.328	16.059	14.997
5	13:54:12.686	<b>48.157</b>	+0.223	17.224	16.059	14.874
6	13:55:00.750	<b>48.064</b>	+0.130	17.208	15.973	14.883
7	13:55:48.684	<b>47.934</b>		<b>17.112</b>	15.934	14.888
8	13:56:38.318	<b>49.634</b>	+1.700	18.861	15.929	14.844
9	13:57:26.369	<b>48.051</b>	+0.117	17.291	15.961	<b>14.799</b>
10	13:58:14.310	<b>47.941</b>	+0.007	17.141	15.990	14.810
11	13:59:02.336	<b>48.026</b>	+0.092	17.303	<b>15.917</b>	14.806
12	13:59:50.302	<b>47.966</b>	+0.032	17.166	15.952	14.848

Lap	Time of Day	Lap Tm	Diff	S1 Tm	S2 Tm	S3 Tm
<b>(423) Claudia Henning</b>						
1	13:50:54.258	<b>51.815</b>	+4.092	19.893	16.506	15.416
2	13:51:43.126	<b>48.868</b>	+1.145	17.518	16.335	15.015
3	13:52:31.661	<b>48.535</b>	+0.812	17.351	16.216	14.968
4	13:53:19.938	<b>48.277</b>	+0.554	17.312	16.063	14.902
5	13:54:07.974	<b>48.036</b>	+0.313	17.248	15.968	14.820
6	13:54:55.822	<b>47.848</b>	+0.125	<b>17.045</b>	15.933	14.870
7	13:55:43.630	<b>47.808</b>	+0.085	17.103	15.907	14.798
8	13:56:31.533	<b>47.903</b>	+0.180	17.135	15.895	14.873
9	13:57:19.344	<b>47.811</b>	+0.088	17.120	15.882	14.809
10	13:58:07.094	<b>47.750</b>	+0.027	17.109	15.863	14.778
11	13:58:54.891	<b>47.797</b>	+0.074	17.094	15.916	14.787
12	13:59:42.614	<b>47.723</b>		17.105	<b>15.852</b>	<b>14.766</b>

Lap	Time of Day	Lap Tm	Diff	S1 Tm	S2 Tm	S3 Tm
<b>(427) Emma Felbermayr</b>						
1	13:50:57.347	<b>52.901</b>	+4.914	20.323	17.014	15.564
2	13:51:47.171	<b>49.824</b>	+1.837	18.002	16.345	15.477
3	13:52:36.974	<b>49.803</b>	+1.816	17.790	16.343	15.670
4	13:53:26.589	<b>49.615</b>	+1.628	17.924	16.176	15.515
5	13:54:15.222	<b>48.633</b>	+0.646	17.632	16.059	14.942
6	13:55:03.456	<b>48.234</b>	+0.247	17.231	16.120	14.883
7	13:55:51.443	<b>47.987</b>		<b>17.102</b>	16.046	14.839
8	13:56:39.574	<b>48.131</b>	+0.144	17.185	16.085	14.861
9	13:57:27.712	<b>48.138</b>	+0.151	17.378	<b>16.012</b>	<b>14.748</b>
10	13:58:15.774	<b>48.062</b>	+0.075	17.123	16.124	14.815
11	13:59:03.825	<b>48.051</b>	+0.064	17.178	16.024	14.849
12	13:59:51.891	<b>48.066</b>	+0.079	17.138	16.076	14.852

Lap	Time of Day	Lap Tm	Diff	S1 Tm	S2 Tm	S3 Tm
<b>(431) Simon Rechenmacher</b>						
1	13:50:55.783	<b>51.861</b>	+4.027	20.014	16.682	15.165
2	13:51:45.454	<b>49.671</b>	+1.837	18.103	16.568	15.000
3	13:52:34.804	<b>49.350</b>	+1.516	18.038	16.323	14.989
4	13:53:23.462	<b>48.658</b>	+0.824	17.391	16.300	14.967
5	13:54:11.492	<b>48.030</b>	+0.196	17.243	15.942	14.845
6	13:55:00.283	<b>48.791</b>	+0.957	17.211	16.386	15.194
7	13:55:48.277	<b>47.994</b>	+0.160	<b>17.149</b>	15.973	14.872
8	13:56:36.526	<b>48.249</b>	+0.415	17.234	15.933	15.082
9	13:57:24.567	<b>48.041</b>	+0.207	17.268	15.997	14.776
10	13:58:12.453	<b>47.886</b>	+0.052	17.196	15.940	<b>14.750</b>
11	13:59:00.287	<b>47.834</b>		17.157	<b>15.885</b>	14.792
12	13:59:48.311	<b>48.024</b>	+0.190	17.192	15.960	14.872

Lap	Time of Day	Lap Tm	Diff	S1 Tm	S2 Tm	S3 Tm
<b>(437) Felix Wischitzki</b>						
1	13:50:57.282	<b>52.814</b>	+4.666	20.041	16.929	15.844
2	13:51:47.092	<b>49.810</b>	+1.662	17.685	16.312	15.813
3	13:52:36.913	<b>49.821</b>	+1.673	17.689	16.396	15.736

INT. ADAC Kartrennen Wackersdorf

DSKC - KZ2

Pro Kart Raceland Wackersdorf 1,190 Km

Qualifying Heat B/C

15.06.2024 13:40

Race (12 Laps) started at 13:50:02

Lap	Time of Day	Lap Tm	Diff	S1 Tm	S2 Tm	S3 Tm
7	13:55:52.262	<b>47.896</b>		<b>17.137</b>	<b>15.925</b>	14.834
8	13:56:40.210	<b>47.948</b>	+0.052	17.201	15.955	14.792
9	13:57:28.385	<b>48.175</b>	+0.279	17.443	15.966	14.766
10	13:58:16.326	<b>47.941</b>	+0.045	17.201	15.988	<b>14.752</b>
11	13:59:04.514	<b>48.188</b>	+0.292	17.227	16.042	14.919
12	13:59:52.679	<b>48.165</b>	+0.269	17.311	15.979	14.875

(436) Cedric Malk

1	13:50:55.657	<b>52.469</b>	+4.485	20.372	16.641	15.456
2	13:51:45.299	<b>49.642</b>	+1.658	18.108	16.380	15.154
3	13:52:34.460	<b>49.161</b>	+1.177	17.673	16.367	15.121
4	13:53:22.936	<b>48.476</b>	+0.492	17.270	16.171	15.035
5	13:54:11.258	<b>48.322</b>	+0.338	17.246	16.116	14.960
6	13:54:59.613	<b>48.355</b>	+0.371	17.325	16.061	14.969
7	13:55:48.067	<b>48.454</b>	+0.470	17.162	16.243	15.049
8	13:56:36.623	<b>48.556</b>	+0.572	17.560	16.088	14.908
9	13:57:25.048	<b>48.425</b>	+0.441	17.528	16.046	14.851
10	13:58:13.303	<b>48.255</b>	+0.271	17.151	16.188	14.916
11	13:59:01.287	<b>47.984</b>		17.131	<b>16.009</b>	<b>14.844</b>
12	13:59:49.341	<b>48.054</b>	+0.070	<b>17.106</b>	16.066	14.882

(515) Edgaras Kelmas

1	13:50:59.727	<b>54.850</b>	+6.528	20.753	17.565	16.532
2	13:51:50.012	<b>50.285</b>	+1.963	18.459	16.581	15.245
3	13:52:38.894	<b>48.882</b>	+0.560	17.509	16.216	15.157
4	13:53:28.092	<b>49.198</b>	+0.876	17.532	16.607	15.059
5	13:54:16.682	<b>48.590</b>	+0.268	17.475	16.078	15.037
6	13:55:05.289	<b>48.607</b>	+0.285	17.358	16.241	15.008
7	13:55:53.611	<b>48.322</b>		17.278	16.053	14.991
8	13:56:42.014	<b>48.403</b>	+0.081	17.255	16.176	<b>14.972</b>
9	13:57:30.604	<b>48.590</b>	+0.268	17.313	16.223	15.054
10	13:58:18.943	<b>48.339</b>	+0.017	17.258	16.076	15.005
11	13:59:07.280	<b>48.337</b>	+0.015	17.316	<b>16.030</b>	14.991
12	13:59:55.604	<b>48.324</b>	+0.002	<b>17.208</b>	16.079	15.037

(410) Maurice Schenck

1	13:50:57.766	<b>52.982</b>	+4.772	20.004	17.368	15.610
2	13:51:47.437	<b>49.671</b>	+1.461	17.930	16.547	15.194
3	13:52:37.272	<b>49.835</b>	+1.625	17.845	16.422	15.568
4	13:53:27.173	<b>49.901</b>	+1.691	18.334	16.304	15.263
5	13:54:16.331	<b>49.158</b>	+0.948	17.590	16.284	15.284
6	13:55:05.081	<b>48.750</b>	+0.540	17.576	16.200	14.974
7	13:55:53.291	<b>48.210</b>		<b>17.193</b>	<b>16.083</b>	14.934
8	13:56:41.778	<b>48.487</b>	+0.277	17.337	16.142	15.008
9	13:57:30.740	<b>48.962</b>	+0.752	17.430	16.193	15.339
10	13:58:19.513	<b>48.773</b>	+0.563	17.683	16.139	14.951
11	13:59:07.954	<b>48.441</b>	+0.231	17.324	16.179	14.938
12	13:59:56.328	<b>48.374</b>	+0.164	17.313	16.138	<b>14.923</b>

(452) Erik Müller

1	13:50:56.787	<b>52.313</b>	+4.282	20.313	16.565	15.435
2	13:51:45.843	<b>50.056</b>	+2.025	18.529	16.500	15.027
3	13:52:37.267	<b>51.424</b>	+3.393	17.627	17.329	16.468
4	13:53:26.554	<b>49.287</b>	+1.256	17.781	16.264	15.242
5	13:54:14.982	<b>48.428</b>	+0.397	17.445	15.999	14.984
6	13:55:03.136	<b>48.154</b>	+0.123	17.290	16.005	14.859
7	13:55:51.260	<b>48.124</b>	+0.093	17.233	16.004	14.887
8	13:56:39.488	<b>48.228</b>	+0.197	<b>17.181</b>	16.050	14.977
9	13:57:28.756	<b>49.268</b>	+1.237	18.370	16.006	14.892
10	13:58:16.960	<b>48.204</b>	+0.173	17.313	16.054	14.837
11	13:59:05.011	<b>48.051</b>	+0.020	17.220	16.008	<b>14.823</b>
12	13:59:53.042	<b>48.031</b>		17.190	<b>15.994</b>	14.847

(505) Luca Colella

1	13:51:00.843	<b>55.019</b>	+6.726	20.633	17.857	16.529
2	13:51:52.316	<b>51.473</b>	+3.180	19.514	16.651	15.308
3	13:52:41.435	<b>49.119</b>	+0.826	17.733	16.293	15.093
4	13:53:30.462	<b>49.027</b>	+0.734	17.743	16.238	15.046
5	13:54:19.198	<b>48.736</b>	+0.443	17.330	16.309	15.097
6	13:55:07.584	<b>48.386</b>	+0.093	17.307	<b>16.026</b>	15.053
7	13:55:55.921	<b>48.337</b>	+0.044	17.238	16.113	14.986
8	13:56:44.757	<b>48.836</b>	+0.543	17.699	16.075	15.062
9	13:57:33.313	<b>48.556</b>	+0.263	17.497	16.029	15.030
10	13:58:21.679	<b>48.366</b>	+0.073	17.388	16.067	<b>14.911</b>

Lap	Time of Day	Lap Tm	Diff	S1 Tm	S2 Tm	S3 Tm
11	13:59:10.144	<b>48.465</b>	+0.172	17.414	16.076	14.975
12	13:59:58.437	<b>48.293</b>		<b>17.212</b>	16.154	14.927

(444) Lars Ossenbeck

1	13:51:01.238	<b>55.509</b>	+7.307	21.487	18.041	15.981
2	13:51:53.106	<b>51.868</b>	+3.666	19.560	17.076	15.232
3	13:52:42.151	<b>49.045</b>	+0.843	17.552	16.422	15.071
4	13:53:31.514	<b>49.363</b>	+1.161	17.636	16.536	15.191
5	13:54:20.440	<b>48.926</b>	+0.724	17.533	16.398	14.995
6	13:55:08.719	<b>48.279</b>	+0.077	17.272	<b>16.095</b>	14.912
7	13:55:56.921	<b>48.202</b>		<b>17.173</b>	16.143	14.886
8	13:56:45.285	<b>48.364</b>	+0.162	17.288	16.132	14.944
9	13:57:33.873	<b>48.588</b>	+0.386	17.585	16.097	14.906
10	13:58:22.393	<b>48.520</b>	+0.318	17.447	16.130	14.943
11	13:59:10.760	<b>48.367</b>	+0.165	17.286	16.130	14.951
12	13:59:59.093	<b>48.333</b>	+0.131	17.256	16.197	<b>14.880</b>

(434) Marcel Ernst

1	13:50:59.082	<b>54.142</b>	+5.612	20.212	17.884	16.046
2	13:51:49.333	<b>50.251</b>	+1.721	18.248	16.616	15.387
3	13:52:38.660	<b>49.327</b>	+0.797	17.639	16.311	15.377
4	13:53:28.004	<b>49.344</b>	+0.814	17.688	16.348	15.308
5	13:54:17.403	<b>49.399</b>	+0.869	18.101	16.155	15.143
6	13:55:07.160	<b>49.757</b>	+1.227	17.484	16.658	15.615
7	13:55:55.690	<b>48.530</b>		<b>17.385</b>	<b>16.055</b>	<b>15.090</b>
8	13:56:45.251	<b>49.561</b>	+1.031	18.200	16.168	15.193
9	13:57:34.735	<b>49.484</b>	+0.954	18.059	16.250	15.175
10	13:58:23.483	<b>48.748</b>	+0.218	17.421	16.197	15.130
11	13:59:12.213	<b>48.730</b>	+0.200	17.451	16.116	15.163
12	14:00:01.105	<b>48.892</b>	+0.362	17.475	16.268	15.149

(509) Domantas Knyva

1	13:50:59.246	<b>54.249</b>	+5.920	20.988	17.391	15.870
2	13:51:50.540	<b>51.294</b>	+2.965	19.212	16.762	15.320
3	13:52:39.949	<b>49.409</b>	+1.080	17.882	16.389	15.138
4	13:53:28.966	<b>49.017</b>	+0.688	17.683	16.189	15.145
5	13:54:17.643	<b>48.677</b>	+0.348	17.435	16.137	15.105
6	13:55:06.461	<b>48.818</b>	+0.489	17.514	16.186	15.118
7	13:55:54.946	<b>48.485</b>	+0.256	17.362	16.066	15.057
8	13:56:43.568	<b>48.622</b>	+0.193	17.425	16.117	15.080
9	13:57:32.146	<b>48.578</b>	+0.249	17.422	16.029	15.127
10	13:58:20.475	<b>48.329</b>		17.309	<b>16.027</b>	14.993
11	13:59:08.815	<b>48.340</b>	+0.011	<b>17.286</b>	16.077	14.977
12	13:59:57.184	<b>48.369</b>	+0.040	17.332	16.061	<b>14.976</b>

(485) Maximilian Spirkel

1	13:51:01.185	<b>54.841</b>	+6.227	20.688	17.959	16.194
2	13:51:53.404	<b>52.219</b>	+3.605	19.931	16.975	15.313
3	13:52:42.872	<b>49.468</b>	+0.854	17.831	16.465	15.172
4	13:53:31.872	<b>49.000</b>	+0.386	17.566	16.376	15.058
5	13:54:20.906	<b>49.034</b>	+0.420	17.425	16.437	15.172
6	13:55:09.870	<b>48.964</b>	+0.350	17.594	16.335	15.035
7	13:55:58.716	<b>48.846</b>	+0.232	17.593	16.245	15.008
8	13:56:47.330	<b>48.514</b>		17.405	16.234	14.975
9	13:57:35.969	<b>48.639</b>	+0.025	17.400	<b>16.161</b>	15.078
10	13:58:25.090	<b>49.121</b>	+0.507	17.981	16.221	<b>14.919</b>
11	13:59:13.715	<b>48.625</b>	+0.011	17.333	16.242	15.050
12	14:00:02.351	<b>48.636</b>	+0.022	<b>17.309</b>	16.211	15.116

(425) Noah Gounot

1	13:51:01.392	<b>54.999</b>	+6.669	21.067	18.128	15.804
2	13:51:53.793	<b>52.401</b>	+4.071	19.985	17.167	15.249
3	13:52:43.534	<b>49.741</b>	+1.411	17.984	16.654	15.103
4	13:53:32.520	<b>48.986</b>	+0.656	17.539	16.407	15.040
5	13:54:21.456	<b>48.936</b>	+0.606	17.590	16.310	15.036
6	13:55:10.087	<b>48.631</b>	+0.301	17.567	16.176	<b>14.888</b>
7	13:55:58.861	<b>48.774</b>	+0.444	17.496	16.302	14.976
8	13:56:47.690	<b>48.829</b>	+0.499	17.763	16.163	14.903
9	13:57:36.020	<b>48.330</b>		17.347	<b>16.048</b>	14.935
10	13:58:25.298	<b>49.278</b>	+0.948	18.007	16.302	14.969
11	13:59:13.938	<b>48.640</b>	+0.310	17.334	16.155	15.151
12	14:00:02.394	<b>48.456</b>	+0.126	<b>17.279</b>	16.196	14.981

(433) Alexander Richter

1	13:51:01.185	<b>54.841</b>
---	--------------	---------------

INT. ADAC Kartrennen Wackersdorf

DSKC - KZ2

Pro Kart Raceland Wackersdorf 1,190 Km

Qualifying Heat B/C

15.06.2024 13:40

Race (12 Laps) started at 13:50:02

Lap	Time of Day	Lap Tm	Diff	S1 Tm	S2 Tm	S3 Tm	Lap	Time of Day	Lap Tm	Diff	S1 Tm	S2 Tm	S3 Tm
1	13:51:01.456	54.410	+5.690	20.673	18.003	15.734	6	13:55:09.659	48.956	+0.184	17.546	16.347	15.063
2	13:51:53.574	52.118	+3.398	19.766	17.039	15.313	7	13:55:58.648	48.989	+0.217	17.468	16.287	15.234
3	13:52:43.331	49.757	+1.037	18.030	16.542	15.185	8	13:56:48.402	49.754	+0.982	18.260	16.371	15.123
4	13:53:32.315	48.984	+0.264	17.538	16.356	15.090	9	13:57:37.593	49.191	+0.419	17.484	16.553	15.154
5	13:54:21.306	48.991	+0.271	17.467	16.408	15.116	10	13:58:26.365	48.772		17.555	16.235	14.982
6	13:55:10.941	49.635	+0.915	18.169	16.388	15.078	11	13:59:15.346	48.981	+0.209	17.540	16.398	15.043
7	13:55:59.661	48.720		17.388	16.223	15.109	12	14:00:04.211	48.865	+0.093	17.576	16.314	14.975
8	13:56:48.620	48.959	+0.239	17.500	16.369	15.090	<b>(418) Noah HöB</b>						
9	13:57:37.921	49.301	+0.581	17.477	16.478	15.346	1	13:51:02.038	57.043	+8.453	21.788	19.359	15.896
10	13:58:26.697	48.776	+0.056	17.401	16.357	15.018	2	13:51:54.546	52.508	+3.918	19.144	17.855	15.509
11	13:59:15.696	48.999	+0.279	17.511	16.350	15.131	3	13:52:44.099	49.553	+0.963	17.574	16.766	15.213
12	14:00:04.548	48.852	+0.132	17.365	16.423	15.064	4	13:53:33.072	48.973	+0.383	17.503	16.310	15.160
<b>(420) Nathalie Kreizt</b>							5	13:54:22.013	48.941	+0.351	17.444	16.391	15.106
1	13:51:54.164	50.977	+2.349	18.772	16.908	15.297	6	13:55:11.731	49.718	+1.128	17.694	16.826	15.198
2	13:52:43.750	49.586	+0.958	17.807	16.622	15.157	7	13:56:00.626	48.895	+0.305	17.700	16.231	14.964
3	13:53:32.804	49.054	+0.426	17.617	16.346	15.091	8	13:56:49.493	48.867	+0.277	17.626	16.266	14.975
4	13:54:21.891	49.087	+0.459	17.481	16.414	15.192	9	13:57:38.658	49.165	+0.575	17.337	16.161	15.667
5	13:55:11.213	49.322	+0.694	17.751	16.499	15.072	10	13:58:27.912	49.254	+0.664	17.798	16.449	15.007
6	13:56:00.003	48.790	+0.162	17.512	16.260	15.018	11	13:59:16.538	48.626	+0.036	17.330	16.263	15.033
7	13:56:48.806	48.803	+0.175	17.464	16.305	15.034	12	14:00:05.128	48.590		17.334	16.284	14.972
8	13:57:38.515	49.709	+1.081	17.564	16.341	15.804	<b>(516) Gianina Prisching</b>						
9	13:58:27.705	49.190	+0.562	17.760	16.439	14.991	1	13:50:59.305	53.849		20.681	17.437	15.731
10	13:59:16.333	48.628		17.401	16.210	15.017	<b>(468) Rick Hartmann</b>						
11	14:00:04.982	48.649	+0.021	17.361	16.286	15.002	1	13:50:59.487	54.122		20.765	17.807	15.550
<b>(409) Lovasz Balint</b>							<b>(411) Philipp Salzmann</b>						
1	13:51:02.400	55.340	+6.678	21.028	18.503	15.809	1	13:51:00.586	55.507		20.835	18.239	16.433
2	13:51:55.141	52.741	+4.079	19.733	17.491	15.517							
3	13:52:44.499	49.358	+0.696	17.863	16.402	15.093							
4	13:53:33.738	49.239	+0.577	17.894	16.222	15.123							
5	13:54:22.512	48.774	+0.112	17.495	16.261	15.018							
6	13:55:11.564	49.052	+0.390	17.498	16.405	15.149							
7	13:56:01.174	49.610	+0.948	18.209	16.298	15.103							
8	13:56:49.981	48.807	+0.145	17.517	16.248	15.042							
9	13:57:38.885	48.904	+0.242	17.405	16.331	15.168							
10	13:58:28.413	49.528	+0.866	17.945	16.457	15.126							
11	13:59:17.297	48.884	+0.222	17.580	16.224	15.080							
12	14:00:05.959	48.662		17.415	16.252	14.995							
<b>(513) Edoardo Mormorelli</b>													
1	13:51:02.392	55.574	+6.886	20.532	18.990	16.052							
2	13:51:55.259	52.867	+4.179	19.695	17.303	15.869							
3	13:52:45.218	49.959	+1.271	18.207	16.539	15.213							
4	13:53:34.019	48.801	+0.113	17.490	16.261	15.050							
5	13:54:22.943	48.924	+0.236	17.548	16.302	15.074							
6	13:55:11.833	48.890	+0.202	17.342	16.370	15.178							
7	13:56:01.437	49.604	+0.916	18.073	16.445	15.086							
8	13:56:50.294	48.857	+0.169	17.413	16.321	15.123							
9	13:57:38.990	48.696	+0.008	17.456	16.184	15.056							
10	13:58:28.630	49.640	+0.952	17.914	16.641	15.085							
11	13:59:17.561	48.931	+0.243	17.692	16.221	15.018							
12	14:00:06.249	48.688		17.520	16.185	14.983							
<b>(416) Jayden Gushiken</b>													
1	13:51:09.419	53.204	+4.713	20.180	17.360	15.664							
2	13:52:00.480	51.061	+2.570	18.836	16.849	15.376							
3	13:52:50.121	49.641	+1.150	17.917	16.510	15.214							
4	13:53:39.133	49.012	+0.521	17.484	16.470	15.058							
5	13:54:27.835	48.702	+0.211	17.307	16.392	15.003							
6	13:55:16.392	48.557	+0.066	17.327	16.301	14.929							
7	13:56:05.199	48.807	+0.316	17.544	16.301	14.962							
8	13:56:53.777	48.578	+0.087	17.406	16.213	14.959							
9	13:57:42.423	48.646	+0.155	17.520	16.222	14.904							
10	13:58:31.178	48.755	+0.264	17.433	16.389	14.933							
11	13:59:19.669	48.491		17.361	16.173	14.957							
12	14:00:08.251	48.582	+0.091	17.387	16.203	14.992							
<b>(454) Markus Rausch</b>													
1	13:51:00.592	54.831	+6.059	20.803	18.109	15.919							
2	13:51:51.949	51.357	+2.585	19.343	16.744	15.270							
3	13:52:41.304	49.355	+0.583	17.766	16.398	15.191							
4	13:53:31.262	49.958	+1.186	18.241	16.507	15.210							
5	13:54:20.703	49.441	+0.669	17.487	16.756	15.198							





DSKC - KZ2

Qualifying Heat A/C

Track length: 1.190 Km

Race Started: 15:44:16

Best Lap by: 431 - Simon Rechenmacher - 47.729

Rank	#	Driver	Nat	Sponsor Entrant	Nat	License E-License	Make	laps	T. Time Diff	Best Lap	Penalty	Points
1	8	419 Dominik Reuters	DEU	Dörr Motorsport	DEU	ITE 14038 BIF38420	KR/IAME/Vega	12	9:41.335	47.878		50
2	0	440 Enzo Bol	NLD	SP Motorsport	NLD	ITE42526 IBL47253	KR/TM/Vega	12	9:42.227 0.892	47.861		44
3	1	442 Maximilian Schleimer	DEU	ADAC Mittelrhein e.V. Maranello SRP Factory Team	DEU	ITE 11572 KBF38275	Maranello/TM/Vega	12	9:42.513 1.178	47.797		41
4	4	431 Simon Rechenmacher	DEU	TB Racing Team	DEU	ITE 38327 KBF38262	KR/TM/Vega	12	9:42.720 1.385	47.729		38
5	7	507 Jeroen Bos	NLD	SP Motorsport	NLD	ITE21799 IBL47253	KR/TM Racing/Vega	12	9:45.406 4.071	47.976		36
6	-3	415 Rouven Wilk	DEU	Mach1 Motorsport	DEU	ITE35449 KBF39310	Mach1/TM/Vega	12	9:47.198 5.863	48.164		34
7	3	428 Lukas Reiböck	AUT	BIRELART RACING KSW	AUT	ITEJK2158 IBLBK 102	Birel ART/TM/VEGA	12	9:47.302 5.967	47.815		32
8	-3	466 Maximilian Schreyer	DEU	Maranello SRP Factory Team	DEU	ITE 31254 BIC38275	Maranello/TM /Vega	12	9:50.992 9.657	47.973	+ 5 sec	30
9	7	515 Edgaras Kelmas	LTU	Paske Racing	LTU	ITE2024-ITE/003 IBL2024-KL/05	Maranello/TM /Vega	12	9:51.032 9.697	48.199		28
10	5	408 Florian Breitenbach	DEU	Maranello SRP Factory Team	DEU	ITE 16880 KBF38275	Maranello/TM /Vega	12	9:51.458 10.123	48.062		27
11	2	512 Oskar Steinbach	DEU	Kartshop Ampfing	DEU	NKA41241 KBF25142	Birel/TM/Vega	12	9:52.430 11.095	48.201	+ 5 sec	26
12	-1	502 Louis Binder	DEU	BRM RACING FACTORY S.R.L.	ITA	ITE34543 IBL462163	BRM/TM/Vega	12	9:52.826 11.491	47.914	+ 5 sec	25
13	1	509 Domantas Knyva	LTU	Dream 2 Drive	LTU	IABS2024-ITE/016 IBL2024-KL/09	Formula K/TM/Vega	12	9:55.453 14.118	48.379		24
14	-7	426 Sjep Kuypers	NLD	CRG Holland	NLD	ITE52719 155221008	CRG/TM/Vega	12	9:56.469 15.134	47.805		23
15	2	412 Ajdin Jatic	NLD	Falcon Racing Team	NLD	ITE52317 12131007	Falcon/TM/Vega	12	9:56.710 15.375	48.132		22
16	9	420 Nathalie Kreitz	DEU	VDB Kart Racing	DEU	ITE 14979 KBF 10478	Birel ART/TM/Vega	12	9:57.842 16.507	48.486		21
17	1	434 Marcel Ernst	DEU	NB Motorsport	DEU	NKA25485 38954	Lenzokart/TM/Vega	12	9:58.633 17.298	48.578		20
18	1	430 Andreas Dresen	DEU	Maranello SRP Factory Team	DEU	ITC-C28031 KBF38275	Maranello/TM/Vega	12	9:59.188 17.853	48.338		19
19	12	407 Anders Elkjaer	DNK	Maranello SRP Factory Team	DEU	ITE902 KBF38275	Maranello/TM/Vega	12	10:01.339 20.004	48.320	+ 5 sec	18
20	10	416 Jayden Gushiken	DEU	7L-Performance	DEU	NKA41655 KBF38668	Tony Kart /TM /Vega	12	10:01.437 20.102	48.714		17
21	1	511 Mario Lauer	DEU	NEES RACING	DEU	ITG25003 KBF38362	Maranello/TM/Vega	12	10:01.834 20.499	48.456		16
22	6	433 Alexander Richter	DEU	Team NKS	DEU	ITE 42057 BIC29153	DR/Modena/Vega	12	10:02.513 21.178	48.664		15
23	-2	429 Adrian Martinz	AUT	BIREL ART RACING KSW	AUT	ITEJK2072 IBLBK 102	Birel ART/TM/Vega	12	10:02.657 21.322	48.576		14
24	-1	513 Edoardo Mormorelli	ITA	Maranello SRP Factory Team	DEU	ITE499685 BIC38275	Maranello/TM/Vega	12	10:03.071 21.736	48.714		13
25	-1	424 Noah Kaltenbach	DEU	7L-Performance	DEU	ITE 41550 KBF38668	Tony Kart/TM /Vega	12	10:04.962 23.627	48.562		12
26	-6	455 Tim Schott	DEU	TB Racing Team	DEU	NKA16563 KBF38262	KR/TM/Vega	12	10:05.331 23.996	48.423		11
27	-1	406 Christian Breiter	DEU	ADAC Niersachsen/Sachsen-Anhalt e.V.	DEU	NKA16756 BIC38443	Maranello/TM/Vega	12	10:05.906 24.571	48.718	+ 5 sec	10
28	1	422 Chris Vandebroek	DEU	VDB Kart Racing	DEU	ITE 10367 KBF 10478	Birel ART/TM/Vega	12	10:13.381 32.046	49.099	+ 5 sec	9
29	-2	516 Gianina Prisching	AUT	BIREL ART RACING KSW	AUT	ITEjk2241 IBLBK102	BirelArt/TM /Vega	6	5:04.696 6 Laps	48.702		8
30	2	485 Maximilian Spirk	DEU	Dörr Motorsport	DEU	ITE33771 BIF38420	KR/IAME/Vega	6	5:04.995 6 Laps	48.493		7
31	-30	514 Jeffrey Fikse	NLD	Jeffrey Fikse	DEU	ITE40615 IDC40615	Maranello /TM/Vega	4	3:17.025 8 Laps	48.233		6
32	-26	417 Emanuel Mai	DEU	Solgat Motorsport	DEU	ITE 16484 KBF42332	Birel ART/TM/Vega	4	3:25.198 8 Laps	49.998		5


Announcements

# 407 + 5 sec push

# 466,406,422,502,512 + 5 sec front fairing

Timekeeper  
M.Riehmers

Race Director  
H.Seidel





INT. ADAC Kartrennen Wackersdorf

DSKC - KZ2

Pro Kart Raceland Wackersdorf 1,190 Km

Qualifying Heat A/C

15.06.2024 15:40

Race (12 Laps) started at 15:44:16

Lap	Time of Day	Lap Tm	Diff	S1 Tm	S2 Tm	S3 Tm
<b>(419) Dominik Reuters</b>						
1	15:45:09.089	<b>51.412</b>	+3.534	19.834	16.551	15.027
2	15:45:57.641	<b>48.552</b>	+0.674	17.327	16.259	14.966
3	15:46:45.893	<b>48.252</b>	+0.374	17.187	16.141	14.924
4	15:47:34.186	<b>48.293</b>	+0.415	17.147	16.151	14.995
5	15:48:22.070	<b>47.884</b>	+0.006	<b>17.069</b>	16.002	14.813
6	15:49:09.985	<b>47.915</b>	+0.037	17.070	15.984	14.861
7	15:49:57.952	<b>47.967</b>	+0.089	17.137	16.012	14.818
8	15:50:45.885	<b>47.933</b>	+0.055	17.104	16.034	<b>14.795</b>
9	15:51:33.823	<b>47.938</b>	+0.060	17.118	15.988	14.832
10	15:52:21.755	<b>47.932</b>	+0.054	17.129	15.957	14.846
11	15:53:09.633	<b>47.878</b>		17.097	<b>15.944</b>	14.837
12	15:53:57.555	<b>47.922</b>	+0.044	17.140	15.961	14.821

Lap	Time of Day	Lap Tm	Diff	S1 Tm	S2 Tm	S3 Tm
3	15:46:47.875	<b>48.666</b>	+0.502	17.386	16.324	14.956
4	15:47:36.284	<b>48.409</b>	+0.245	17.380	16.136	14.893
5	15:48:24.500	<b>48.216</b>	+0.052	17.247	<b>16.020</b>	14.949
6	15:49:12.912	<b>48.412</b>	+0.248	17.301	16.105	15.006
7	15:50:01.463	<b>48.551</b>	+0.387	17.626	16.039	14.886
8	15:50:49.627	<b>48.164</b>		<b>17.203</b>	16.105	14.856
9	15:51:37.797	<b>48.170</b>	+0.006	17.215	16.038	14.917
10	15:52:26.044	<b>48.247</b>	+0.083	17.203	16.191	<b>14.853</b>
11	15:53:14.830	<b>48.786</b>	+0.622	17.290	16.279	15.217
12	15:54:03.418	<b>48.588</b>	+0.424	17.402	16.081	15.105

Lap	Time of Day	Lap Tm	Diff	S1 Tm	S2 Tm	S3 Tm
<b>(440) Enzo Bol</b>						
1	15:45:08.164	<b>51.430</b>	+3.569	19.888	16.376	15.166
2	15:45:57.010	<b>48.846</b>	+0.985	17.643	16.238	14.965
3	15:46:45.454	<b>48.444</b>	+0.583	17.319	16.187	14.938
4	15:47:34.431	<b>48.977</b>	+1.116	17.483	16.369	15.125
5	15:48:22.613	<b>48.182</b>	+0.321	17.216	15.968	14.998
6	15:49:10.652	<b>48.039</b>	+0.178	17.208	16.002	14.829
7	15:49:58.513	<b>47.861</b>		<b>17.085</b>	15.960	14.816
8	15:50:46.647	<b>48.134</b>	+0.273	17.268	16.035	14.831
9	15:51:34.571	<b>47.924</b>	+0.063	17.195	<b>15.938</b>	14.791
10	15:52:22.638	<b>48.067</b>	+0.206	17.271	15.977	14.819
11	15:53:10.555	<b>47.917</b>	+0.056	17.194	15.945	<b>14.778</b>
12	15:53:58.447	<b>47.892</b>	+0.031	17.158	15.955	14.779

Lap	Time of Day	Lap Tm	Diff	S1 Tm	S2 Tm	S3 Tm
<b>(428) Lukas Reiböck</b>						
1	15:45:11.510	<b>53.564</b>	+5.749	21.105	16.926	15.533
2	15:46:00.703	<b>49.193</b>	+1.378	17.815	16.354	15.024
3	15:46:49.820	<b>49.117</b>	+1.302	17.891	16.223	15.003
4	15:47:38.150	<b>48.330</b>	+0.515	17.289	16.128	14.913
5	15:48:26.193	<b>48.043</b>	+0.228	17.217	15.980	14.846
6	15:49:14.134	<b>47.941</b>	+0.126	17.189	15.947	14.805
7	15:50:02.098	<b>47.964</b>	+0.149	17.182	15.932	14.850
8	15:50:50.649	<b>48.551</b>	+0.736	17.205	15.951	15.395
9	15:51:38.464	<b>47.815</b>		<b>17.140</b>	<b>15.913</b>	<b>14.762</b>
10	15:52:26.413	<b>47.949</b>	+0.134	17.140	15.981	14.828
11	15:53:14.911	<b>48.498</b>	+0.683	17.210	16.081	15.207
12	15:54:03.522	<b>48.611</b>	+0.796	17.413	16.075	15.123

Lap	Time of Day	Lap Tm	Diff	S1 Tm	S2 Tm	S3 Tm
<b>(442) Maximilian Schleimer</b>						
1	15:45:08.444	<b>51.547</b>	+3.750	19.981	16.436	15.130
2	15:45:57.535	<b>49.091</b>	+1.294	17.756	16.295	15.040
3	15:46:46.338	<b>48.803</b>	+1.006	17.692	16.212	14.899
4	15:47:34.552	<b>48.214</b>	+0.417	17.254	16.097	14.863
5	15:48:22.918	<b>48.366</b>	+0.569	17.466	16.009	14.891
6	15:49:10.998	<b>48.080</b>	+0.283	17.160	16.028	14.892
7	15:49:59.024	<b>48.026</b>	+0.229	17.207	15.971	14.848
8	15:50:46.968	<b>47.944</b>	+0.147	17.114	16.070	14.760
9	15:51:35.012	<b>48.044</b>	+0.247	17.137	16.097	14.810
10	15:52:22.988	<b>47.976</b>	+0.179	17.229	15.980	14.767
11	15:53:10.785	<b>47.797</b>		<b>17.109</b>	<b>15.937</b>	<b>14.751</b>
12	15:53:58.733	<b>47.948</b>	+0.151	17.217	15.970	14.761

Lap	Time of Day	Lap Tm	Diff	S1 Tm	S2 Tm	S3 Tm
<b>(466) Maximilian Schreyer</b>						
1	15:45:10.185	<b>52.440</b>	+4.467	20.425	16.716	15.299
2	15:45:59.000	<b>48.815</b>	+0.842	17.493	16.188	15.134
3	15:46:47.296	<b>48.296</b>	+0.323	17.211	16.082	15.003
4	15:47:36.058	<b>48.762</b>	+0.789	17.600	16.249	14.913
5	15:48:24.270	<b>48.212</b>	+0.239	17.200	16.120	14.892
6	15:49:12.448	<b>48.178</b>	+0.205	17.227	16.078	14.873
7	15:50:00.515	<b>48.067</b>	+0.094	17.159	<b>16.016</b>	14.892
8	15:50:48.488	<b>47.973</b>		<b>17.120</b>	16.016	<b>14.837</b>
9	15:51:36.758	<b>48.270</b>	+0.297	17.273	16.109	14.888
10	15:52:25.036	<b>48.278</b>	+0.305	17.216	16.193	14.869
11	15:53:13.990	<b>48.954</b>	+0.981	17.947	16.138	14.869
12	15:54:02.212	<b>48.222</b>	+0.249	17.211	16.084	14.927

Lap	Time of Day	Lap Tm	Diff	S1 Tm	S2 Tm	S3 Tm
<b>(431) Simon Rechenmacher</b>						
1	15:45:09.394	<b>52.055</b>	+4.326	19.978	16.917	15.160
2	15:45:58.175	<b>48.781</b>	+1.052	17.532	16.294	14.955
3	15:46:46.594	<b>48.419</b>	+0.690	17.323	16.222	14.874
4	15:47:35.583	<b>48.989</b>	+1.260	17.956	16.149	14.884
5	15:48:23.754	<b>48.171</b>	+0.442	17.295	15.976	14.900
6	15:49:11.788	<b>48.034</b>	+0.305	17.207	16.023	14.804
7	15:49:59.708	<b>47.920</b>	+0.191	17.186	15.941	14.793
8	15:50:47.639	<b>47.931</b>	+0.202	17.189	15.953	14.789
9	15:51:35.496	<b>47.857</b>	+0.128	17.122	15.928	14.807
10	15:52:23.455	<b>47.959</b>	+0.230	17.172	15.988	14.799
11	15:53:11.211	<b>47.756</b>	+0.027	<b>17.111</b>	<b>15.901</b>	14.744
12	15:53:58.940	<b>47.729</b>		17.118	15.902	<b>14.709</b>

Lap	Time of Day	Lap Tm	Diff	S1 Tm	S2 Tm	S3 Tm
<b>(515) Edgaras Kelmas</b>						
1	15:45:11.766	<b>53.485</b>	+5.286	20.956	17.112	15.417
2	15:46:02.129	<b>50.363</b>	+2.164	17.923	17.281	15.159
3	15:46:51.601	<b>49.472</b>	+1.273	17.594	16.459	15.419
4	15:47:40.336	<b>48.735</b>	+0.536	17.408	16.212	15.115
5	15:48:28.874	<b>48.538</b>	+0.339	17.297	16.154	15.087
6	15:49:17.361	<b>48.487</b>	+0.288	17.382	16.045	15.060
7	15:50:05.709	<b>48.348</b>	+0.149	17.278	16.079	14.991
8	15:50:53.997	<b>48.288</b>	+0.089	17.198	16.103	14.987
9	15:51:42.507	<b>48.510</b>	+0.311	17.409	16.134	14.967
10	15:52:30.706	<b>48.199</b>		<b>17.172</b>	16.067	14.960
11	15:53:18.960	<b>48.254</b>	+0.055	17.237	16.081	<b>14.936</b>
12	15:54:07.252	<b>48.292</b>	+0.093	17.297	<b>15.994</b>	15.001

Lap	Time of Day	Lap Tm	Diff	S1 Tm	S2 Tm	S3 Tm
<b>(507) Jeroen Bos</b>						
1	15:45:10.519	<b>52.478</b>	+4.502	20.489	16.696	15.293
2	15:45:59.603	<b>49.084</b>	+1.108	17.770	16.299	15.015
3	15:46:48.138	<b>48.535</b>	+0.559	17.362	16.245	14.928
4	15:47:36.501	<b>48.363</b>	+0.387	17.309	16.101	14.953
5	15:48:24.786	<b>48.285</b>	+0.309	17.349	16.058	14.878
6	15:49:12.991	<b>48.205</b>	+0.229	17.362	16.014	14.829
7	15:50:01.021	<b>48.030</b>	+0.054	17.257	15.963	<b>14.810</b>
8	15:50:49.151	<b>48.130</b>	+0.154	17.184	16.104	14.842
9	15:51:37.137	<b>47.986</b>	+0.010	17.210	15.948	14.828
10	15:52:25.326	<b>48.189</b>	+0.213	17.169	16.196	14.824
11	15:53:13.650	<b>48.324</b>	+0.348	17.478	16.026	14.820
12	15:54:01.626	<b>47.976</b>		<b>17.117</b>	<b>15.945</b>	14.914

Lap	Time of Day	Lap Tm	Diff	S1 Tm	S2 Tm	S3 Tm
<b>(408) Florian Breitenbach</b>						
1	15:45:11.303	<b>53.056</b>	+4.994	20.532	16.944	15.580
2	15:46:00.467	<b>49.164</b>	+1.102	17.881	16.296	14.987
3	15:46:49.185	<b>48.718</b>	+0.656	17.693	16.115	14.910

INT. ADAC Kartrennen Wackersdorf

DSKC - KZ2

Pro Kart Raceland Wackersdorf 1,190 Km

Qualifying Heat A/C

15.06.2024 15:40

Race (12 Laps) started at 15:44:16

Lap	Time of Day	Lap Tm	Diff	S1 Tm	S2 Tm	S3 Tm
7	15:50:01.604	<b>48.246</b>	+0.045	17.294	16.047	14.905
8	15:50:49.941	<b>48.337</b>	+0.136	17.263	16.034	15.040
9	15:51:38.152	<b>48.211</b>	+0.010	17.252	<b>15.937</b>	15.022
10	15:52:26.746	<b>48.594</b>	+0.393	17.282	16.330	14.982
11	15:53:15.029	<b>48.283</b>	+0.082	<b>17.205</b>	16.010	15.068
12	15:54:03.650	<b>48.621</b>	+0.420	17.611	15.996	15.014

(502) Louis Binder

1	15:45:12.157	<b>53.711</b>	+5.797	21.110	17.159	15.442
2	15:46:01.432	<b>49.275</b>	+1.361	17.635	16.644	14.996
3	15:46:50.202	<b>48.770</b>	+0.856	17.364	16.388	15.018
4	15:47:38.337	<b>48.135</b>	+0.221	17.203	16.002	14.930
5	15:48:26.463	<b>48.126</b>	+0.212	17.253	15.988	14.885
6	15:49:14.454	<b>47.991</b>	+0.077	17.137	15.983	14.871
7	15:50:02.368	<b>47.914</b>		17.139	<b>15.926</b>	<b>14.849</b>
8	15:50:51.335	<b>48.967</b>	+1.053	<b>17.136</b>	15.959	15.872
9	15:51:39.525	<b>48.190</b>	+0.276	17.210	16.069	14.911
10	15:52:27.563	<b>48.038</b>	+0.124	17.144	16.021	14.873
11	15:53:15.985	<b>48.422</b>	+0.508	17.151	16.134	15.137
12	15:54:04.046	<b>48.061</b>	+0.147	17.187	16.000	14.874

(509) Domantas Knyva

1	15:45:13.336	<b>54.303</b>	+5.924	20.844	17.918	15.541
2	15:46:02.998	<b>49.662</b>	+1.283	17.831	16.586	15.245
3	15:46:53.345	<b>50.347</b>	+1.968	18.011	16.972	15.364
4	15:47:42.251	<b>48.906</b>	+0.527	17.580	16.280	15.046
5	15:48:30.816	<b>48.565</b>	+0.186	17.367	16.128	15.070
6	15:49:19.401	<b>48.585</b>	+0.206	17.478	<b>16.081</b>	15.026
7	15:50:09.062	<b>49.661</b>	+1.282	17.756	16.605	15.300
8	15:50:57.597	<b>48.535</b>	+0.156	<b>17.267</b>	16.216	15.052
9	15:51:46.134	<b>48.537</b>	+0.158	17.350	16.171	15.016
10	15:52:34.513	<b>48.379</b>		17.276	16.133	<b>14.970</b>
11	15:53:22.943	<b>48.430</b>	+0.051	17.334	16.083	15.013
12	15:54:11.673	<b>48.730</b>	+0.351	17.510	16.159	15.061

(426) Siep Kuypers

1	15:45:15.851	<b>54.928</b>	+7.123	21.731	17.197	16.000
2	15:46:06.397	<b>50.546</b>	+2.741	18.713	16.672	15.161
3	15:46:55.656	<b>49.259</b>	+1.454	17.694	16.153	15.412
4	15:47:45.417	<b>49.761</b>	+1.956	17.766	16.452	15.543
5	15:48:34.032	<b>48.615</b>	+0.810	17.276	16.305	15.034
6	15:49:22.002	<b>47.970</b>	+0.165	<b>17.014</b>	16.197	<b>14.759</b>
7	15:50:11.573	<b>49.571</b>	+1.766	17.521	17.205	14.845
8	15:50:59.438	<b>47.865</b>	+0.060	17.122	15.949	14.794
9	15:51:47.939	<b>48.501</b>	+0.696	17.603	16.036	14.862
10	15:52:35.808	<b>47.869</b>	+0.064	17.096	16.005	14.768
11	15:53:23.613	<b>47.805</b>		17.091	<b>15.947</b>	14.767
12	15:54:12.689	<b>49.076</b>	+1.271	17.319	16.460	15.297

(412) Ajdin Jatic

1	15:45:12.685	<b>54.311</b>	+6.179	21.218	17.584	15.509
2	15:46:02.528	<b>49.843</b>	+1.711	17.775	16.949	15.119
3	15:46:53.806	<b>51.278</b>	+3.146	18.196	17.659	15.423
4	15:47:42.718	<b>48.912</b>	+0.780	17.584	16.310	15.018
5	15:48:33.028	<b>50.310</b>	+2.178	17.409	17.582	15.319
6	15:49:21.412	<b>48.384</b>	+0.252	17.300	16.242	14.842
7	15:50:10.787	<b>49.375</b>	+1.243	17.885	16.626	14.864
8	15:50:59.255	<b>48.468</b>	+0.336	17.382	16.163	14.923
9	15:51:48.176	<b>48.921</b>	+0.789	17.561	16.393	14.967
10	15:52:36.308	<b>48.132</b>		17.234	<b>16.066</b>	<b>14.832</b>
11	15:53:24.551	<b>48.243</b>	+0.111	<b>17.217</b>	16.150	14.876
12	15:54:12.930	<b>48.379</b>	+0.247	17.322	16.178	14.879

(420) Nathalie Krcitz

1	15:45:12.268	<b>53.236</b>	+4.750	20.399	17.172	15.665
2	15:46:02.333	<b>50.065</b>	+1.579	17.930	16.925	15.210
3	15:46:54.425	<b>52.092</b>	+3.606	18.571	17.644	15.877
4	15:47:43.360	<b>48.935</b>	+0.449	17.602	16.317	15.016
5	15:48:32.102	<b>48.742</b>	+0.256	17.370	16.264	15.108
6	15:49:20.914	<b>48.812</b>	+0.326	17.364	16.207	15.241
7	15:50:10.009	<b>49.095</b>	+0.609	17.639	16.390	15.066
8	15:50:59.168	<b>49.159</b>	+0.673	17.627	16.280	15.252
9	15:51:48.490	<b>49.322</b>	+0.836	18.087	16.252	14.983
10	15:52:37.032	<b>48.542</b>	+0.056	17.391	16.220	<b>14.931</b>

Lap	Time of Day	Lap Tm	Diff	S1 Tm	S2 Tm	S3 Tm
11	15:53:25.518	<b>48.486</b>		17.349	<b>16.176</b>	14.961
12	15:54:14.062	<b>48.544</b>	+0.058	<b>17.328</b>	16.187	15.029

(434) Marcel Ernst

1	15:45:11.655	<b>53.242</b>	+4.664	20.522	16.910	15.810
2	15:46:01.893	<b>50.238</b>	+1.660	17.991	16.911	15.336
3	15:46:51.954	<b>50.061</b>	+1.483	17.700	16.415	15.946
4	15:47:41.112	<b>49.158</b>	+0.580	17.638	16.253	15.267
5	15:48:30.095	<b>48.983</b>	+0.405	17.538	16.245	15.200
6	15:49:19.007	<b>48.912</b>	+0.334	17.549	16.203	15.160
7	15:50:09.681	<b>50.674</b>	+2.096	18.245	16.620	15.809
8	15:50:59.340	<b>49.659</b>	+1.081	17.849	<b>16.175</b>	15.635
9	15:51:48.848	<b>49.508</b>	+0.930	18.089	16.295	15.124
10	15:52:37.456	<b>48.608</b>	+0.030	17.340	16.216	<b>15.052</b>
11	15:53:26.034	<b>48.578</b>		<b>17.287</b>	16.181	15.110
12	15:54:14.853	<b>48.819</b>	+0.241	17.448	16.221	15.150

(430) Andreas Dresen

1	15:45:15.096	<b>55.821</b>	+7.483	21.947	17.969	15.905
2	15:46:05.377	<b>50.281</b>	+1.943	18.233	16.806	15.242
3	15:46:55.357	<b>49.980</b>	+1.642	18.191	16.350	15.439
4	15:47:45.653	<b>50.296</b>	+1.958	18.293	16.469	15.534
5	15:48:34.412	<b>48.759</b>	+0.421	17.441	16.178	15.140
6	15:49:23.303	<b>48.891</b>	+0.553	17.592	16.225	15.074
7	15:50:12.852	<b>49.549</b>	+1.211	17.421	16.939	15.189
8	15:51:01.409	<b>48.557</b>	+0.219	17.337	16.151	15.069
9	15:51:50.241	<b>48.832</b>	+0.494	17.716	16.133	14.983
10	15:52:38.604	<b>48.363</b>	+0.025	17.272	16.146	14.945
11	15:53:26.942	<b>48.338</b>		<b>17.240</b>	<b>16.094</b>	15.004
12	15:54:15.408	<b>48.466</b>	+0.128	17.415	16.112	<b>14.939</b>

(407) Anders Elkjaer

1	15:45:13.817	<b>53.869</b>	+5.549	20.327	17.753	15.789
2	15:46:03.201	<b>49.384</b>	+1.064	17.850	16.468	15.066
3	15:46:54.254	<b>51.053</b>	+2.733	18.087	17.349	15.617
4	15:47:43.058	<b>48.804</b>	+0.484	17.434	16.350	15.020
5	15:48:31.804	<b>48.746</b>	+0.426	17.266	16.437	15.043
6	15:49:20.765	<b>48.961</b>	+0.641	17.366	16.167	15.428
7	15:50:09.646	<b>48.881</b>	+0.561	17.502	16.226	15.153
8	15:50:58.273	<b>48.627</b>	+0.307	17.436	16.228	14.963
9	15:51:46.687	<b>48.414</b>	+0.094	17.305	<b>16.086</b>	15.023
10	15:52:35.091	<b>48.404</b>	+0.084	<b>17.241</b>	16.205	<b>14.958</b>
11	15:53:23.411	<b>48.320</b>		17.253	16.090	14.977
12	15:54:12.559	<b>49.148</b>	+0.828	17.421	16.486	15.241

(416) Jayden Gushiken

1	15:45:14.405	<b>54.189</b>	+5.475	20.481	17.813	15.895
2	15:46:03.965	<b>49.560</b>	+0.846	17.875	16.533	15.152
3	15:46:54.616	<b>50.651</b>	+1.937	17.781	17.149	15.721
4	15:47:44.693	<b>50.077</b>	+1.363	18.274	16.585	15.218
5	15:48:33.662	<b>48.969</b>	+0.255	17.407	16.311	15.251
6	15:49:22.616	<b>48.954</b>	+0.240	17.573	16.384	14.997
7	15:50:13.243	<b>50.627</b>	+1.913	18.274	16.585	15.218
8	15:51:02.258	<b>49.015</b>	+0.301	17.436	16.416	15.163
9	15:51:51.458	<b>49.200</b>	+0.486	17.740	16.373	15.087
10	15:52:40.202	<b>48.744</b>	+0.030	17.471	16.297	14.976
11	15:53:28.916	<b>48.714</b>		17.437	16.249	15.028
12	15:54:17.657	<b>48.741</b>	+0.027	17.643	<b>16.193</b>	<b>14.905</b>

(511) Mario Lauer

1	15:45:15.944	<b>54.221</b>	+5.765	21.629	16.923	15.669
2	15:46:07.009	<b>51.065</b>	+2.609	18.320	17.080	15.665
3	15:46:56.169	<b>49.160</b>	+0.704	17.665	16.356	15.139
4	15:47:46.465	<b>50.296</b>	+1.840	18.430	16.685	15.181
5	15:48:35.119	<b>48.654</b>	+0.198	17.489	16.208	14.957
6	15:49:24.151	<b>49.032</b>	+0.576	17.734	16.298	15.000
7	15:50:13.862	<b>49.711</b>	+1.255	17.450	16.442	15.819
8	15:51:02.831	<b>48.969</b>	+0.513	17.625	16.297	15.047
9	15:51:52.337	<b>49.506</b>	+1.050	18.286	16.245	14.975
10	15:52:41.011	<b>48.674</b>	+0.218	17.672	<b>16.115</b>	14.887
11	15:53:29.598	<b>48.687</b>	+0.131	17.450	16.257	<b>14.880</b>
12	15:54:18.054	<b>48.456</b>		<b>17.240</b>	16.191	15.025

INT. ADAC Kartrennen Wackersdorf

DSKC - KZ2

Pro Kart Raceland Wackersdorf 1,190 Km

Qualifying Heat A/C

15.06.2024 15:40

Race (12 Laps) started at 15:44:16

Lap	Time of Day	Lap Tm	Diff	S1 Tm	S2 Tm	S3 Tm
1	15:45:15.028	<b>55.392</b>	+6.668	21.209	17.922	16.201
2	15:46:05.158	<b>50.130</b>	+1.466	18.064	16.868	15.198
3	15:46:55.112	<b>49.954</b>	+1.290	17.885	16.571	15.498
4	15:47:45.819	<b>50.707</b>	+2.043	18.793	16.595	15.319
5	15:48:34.783	<b>48.964</b>	+0.300	17.528	16.375	15.061
6	15:49:23.918	<b>49.135</b>	+0.471	17.678	16.366	15.091
7	15:50:13.411	<b>49.493</b>	+0.829	17.447	16.839	15.207
8	15:51:02.460	<b>49.049</b>	+0.385	17.485	16.482	15.082
9	15:51:51.878	<b>49.418</b>	+0.754	18.027	16.369	15.022
10	15:52:40.807	<b>48.929</b>	+0.265	17.598	16.303	15.028
11	15:53:30.069	<b>49.262</b>	+0.598	17.533	16.572	15.157
12	15:54:18.733	<b>48.664</b>		<b>17.357</b>	<b>16.287</b>	<b>15.020</b>

(429) Adrian Martinz

1	15:45:15.717	<b>55.836</b>	+7.260	21.568	18.153	16.125
2	15:46:06.743	<b>51.026</b>	+2.450	18.397	16.910	15.719
3	15:46:56.298	<b>49.555</b>	+0.979	17.720	16.711	15.124
4	15:47:46.893	<b>50.595</b>	+2.019	18.429	17.032	15.134
5	15:48:35.578	<b>48.685</b>	+0.109	17.490	16.196	14.999
6	15:49:24.960	<b>49.382</b>	+0.806	17.426	16.624	15.332
7	15:50:13.710	<b>48.760</b>	+0.174	17.387	16.190	15.173
8	15:51:02.565	<b>48.855</b>	+0.279	17.544	16.268	15.043
9	15:51:52.031	<b>49.466</b>	+0.890	18.256	16.254	14.956
10	15:52:41.321	<b>49.290</b>	+0.714	18.309	<b>16.107</b>	<b>14.874</b>
11	15:53:30.301	<b>48.980</b>	+0.404	<b>17.351</b>	16.341	15.288
12	15:54:18.877	<b>48.576</b>		17.397	16.177	15.002

(513) Edoardo Mormorelli

1	15:45:16.309	<b>56.553</b>	+7.839	21.780	18.543	16.230
2	15:46:07.437	<b>51.128</b>	+2.414	18.528	16.931	15.669
3	15:46:56.980	<b>49.543</b>	+0.829	17.761	16.634	15.148
4	15:47:46.705	<b>49.725</b>	+1.011	17.798	16.705	15.222
5	15:48:36.009	<b>49.304</b>	+0.590	17.942	16.237	15.125
6	15:49:25.410	<b>49.401</b>	+0.687	17.696	16.518	15.187
7	15:50:14.744	<b>49.334</b>	+0.620	17.591	16.622	15.121
8	15:51:04.241	<b>49.497</b>	+0.783	17.446	16.831	15.220
9	15:51:52.970	<b>48.729</b>	+0.015	<b>17.385</b>	16.264	15.080
10	15:52:41.754	<b>48.784</b>	+0.070	17.546	16.251	14.987
11	15:53:30.577	<b>48.823</b>	+0.109	17.424	16.277	15.122
12	15:54:19.291	<b>48.714</b>		17.593	<b>16.186</b>	<b>14.935</b>

(424) Noah Kaltenbach

1	15:45:15.313	<b>56.102</b>	+7.540	21.460	18.735	15.907
2	15:46:08.428	<b>53.115</b>	+4.553	20.253	17.096	15.766
3	15:46:57.957	<b>49.529</b>	+0.967	17.891	16.434	15.204
4	15:47:47.909	<b>49.952</b>	+1.390	17.727	16.613	15.612
5	15:48:37.730	<b>49.821</b>	+1.259	17.895	16.501	15.425
6	15:49:26.703	<b>48.973</b>	+0.411	17.503	16.375	15.095
7	15:50:15.622	<b>48.919</b>	+0.357	17.534	16.266	15.119
8	15:51:04.785	<b>49.163</b>	+0.601	17.534	16.543	15.086
9	15:51:54.771	<b>49.986</b>	+1.424	18.269	16.485	15.232
10	15:52:43.333	<b>48.562</b>		<b>17.389</b>	<b>16.163</b>	<b>15.010</b>
11	15:53:32.162	<b>48.829</b>	+0.267	17.450	16.304	15.075
12	15:54:21.182	<b>49.020</b>	+0.458	17.586	16.331	15.103

(455) Tim Schott

1	15:45:19.822	<b>58.522</b>	+10.099	25.223	17.777	15.522
2	15:46:09.298	<b>49.476</b>	+1.053	17.716	16.572	15.188
3	15:46:58.152	<b>48.854</b>	+0.431	17.412	16.424	15.018
4	15:47:47.854	<b>49.702</b>	+1.279	17.672	16.606	15.424
5	15:48:37.922	<b>50.068</b>	+1.645	18.078	16.384	15.606
6	15:49:26.844	<b>48.922</b>	+0.499	17.710	16.186	15.026
7	15:50:15.756	<b>48.912</b>	+0.489	17.513	16.407	14.992
8	15:51:04.927	<b>49.171</b>	+0.748	17.386	16.768	15.017
9	15:51:55.201	<b>50.274</b>	+1.851	18.322	16.573	15.379
10	15:52:44.656	<b>49.455</b>	+1.032	17.783	16.528	15.144
11	15:53:33.128	<b>48.472</b>	+0.049	<b>17.303</b>	16.201	14.968
12	15:54:21.551	<b>48.423</b>		17.327	<b>16.149</b>	<b>14.947</b>

(406) Christian Breiter

1	15:45:14.482	<b>55.442</b>	+6.724	21.382	18.248	15.812
2	15:46:04.842	<b>50.360</b>	+1.642	18.465	16.701	15.194
3	15:46:54.951	<b>50.109</b>	+1.391	17.524	16.788	15.797
4	15:47:44.913	<b>49.962</b>	+1.244	17.959	16.720	15.283

Lap	Time of Day	Lap Tm	Diff	S1 Tm	S2 Tm	S3 Tm
5	15:48:34.169	<b>49.256</b>	+0.538	17.648	16.260	15.348
6	15:49:22.948	<b>48.779</b>	+0.061	17.498	16.241	15.040
7	15:50:12.386	<b>49.438</b>	+0.720	17.418	16.947	15.073
8	15:51:01.238	<b>48.852</b>	+0.134	17.361	16.316	15.175
9	15:51:50.841	<b>49.603</b>	+0.885	18.234	16.458	<b>14.911</b>
10	15:52:39.559	<b>48.718</b>		17.501	<b>16.224</b>	14.993
11	15:53:28.307	<b>48.748</b>	+0.030	17.409	16.263	15.076
12	15:54:17.126	<b>48.819</b>	+0.101	<b>17.328</b>	16.406	15.085

(422) Chris Vandebroek

1	15:45:15.658	<b>55.925</b>	+6.826	21.538	18.178	16.209
2	15:46:05.718	<b>50.060</b>	+0.961	18.273	16.516	15.271
3	15:46:55.846	<b>50.128</b>	+1.029	18.203	16.608	15.317
4	15:47:46.338	<b>50.492</b>	+1.393	18.650	16.548	15.294
5	15:48:35.437	<b>49.099</b>		<b>17.435</b>	16.479	15.185
6	15:49:25.241	<b>49.804</b>	+0.705	18.145	<b>16.413</b>	15.246
7	15:50:14.463	<b>49.222</b>	+0.123	17.647	16.486	<b>15.089</b>
8	15:51:04.052	<b>49.589</b>	+0.490	17.470	16.918	15.201
9	15:51:55.136	<b>51.084</b>	+1.985	18.632	16.916	15.536
10	15:52:45.175	<b>50.039</b>	+0.940	17.760	16.773	15.506
11	15:53:34.686	<b>49.511</b>	+0.412	17.835	16.525	15.151
12	15:54:24.601	<b>49.915</b>	+0.816	18.117	16.633	15.165

(516) Gianina Prisching

1	15:45:12.907	<b>53.749</b>	+5.047	20.625	17.628	15.496
2	15:46:02.733	<b>49.826</b>	+1.124	17.893	16.771	15.162
3	15:46:53.567	<b>50.834</b>	+2.132	18.387	16.986	15.461
4	15:47:42.528	<b>48.961</b>	+0.259	<b>17.399</b>	16.467	15.095
5	15:48:31.230	<b>48.702</b>		17.405	<b>16.276</b>	<b>15.021</b>
6	15:49:20.916	<b>49.686</b>	+0.984	17.416	16.570	15.700

(485) Maximilian Spirkel

1	15:45:14.576	<b>54.896</b>	+6.403	20.521	17.989	16.386
2	15:46:04.171	<b>49.595</b>	+1.102	17.926	16.533	15.136
3	15:46:54.804	<b>50.633</b>	+2.140	17.749	17.080	15.804
4	15:47:44.119	<b>49.315</b>	+0.822	17.901	16.389	<b>15.025</b>
5	15:48:32.722	<b>48.603</b>	+0.110	17.342	16.230	15.031
6	15:49:21.215	<b>48.493</b>		<b>17.309</b>	<b>16.119</b>	15.065

(514) Jeffrey Fikse

1	15:45:07.762	<b>51.542</b>	+3.309	20.107	16.271	15.164
2	15:45:56.511	<b>48.749</b>	+0.516	17.529	16.165	15.055
3	15:46:45.012	<b>48.501</b>	+0.268	17.311	16.122	15.068
4	15:47:33.245	<b>48.233</b>		17.311	16.029	<b>14.893</b>

(417) Emanuel Mai

1	15:45:10.408	<b>53.213</b>	+3.215	20.011	17.178	16.024
2	15:46:00.406	<b>49.998</b>		18.129	16.500	<b>15.369</b>
3	15:46:50.725	<b>50.319</b>	+0.321	18.402	16.451	15.466
4	15:47:41.418	<b>50.693</b>	+0.695	<b>17.831</b>	<b>16.290</b>	16.572





### DSKC - KZ2

### Qualifying Heat A/B

Track length: 1.190 Km

Race Started: 18:09:33

Best Lap by: 423 - Claudia Henning - 47.717

Rank	#	Driver	Nat	Sponsor Entrant	Nat	License E-License	Make	laps	T. Time Diff	Best Lap	Penalty	Points
1	0	514 Jeffrey Fikse	NLD	Jeffrey Fikse	DEU	ITE40615 IDC40615	Maranello /TM/Vega	12	9:41.808	47.824		50
2	0	423 Claudia Henning	DEU	Henning Claudia	DEU	ITE11645 IDC11645	Birel ART/TM/Vega	12	9:42.222 0.414	47.717		44
3	5	477 Dion van Werven	NLD	Wilfred van Werven	NLD	ITE49844 EL50365	CRG/TM/Vega	12	9:42.617 0.809	47.752		41
4	0	436 Cedric Malk	CHE	Millennium Racing	DEU	ITE1350 KBF38042	Tony Kart/TM/Vega	12	9:46.370 4.562	48.050		38
5	2	426 Siep Kuypers	NLD	CRG Holland	NLD	ITE52719 155221008	CRG/TM/Vega	12	9:46.706 4.898	47.796		36
6	-1	466 Maximilian Schreyer	DEU	Maranello SRP Factory Team	DEU	ITE31254 BIC38275	Maranello/TM /Vega	12	9:47.481 5.673	48.055		34
7	5	427 Emma Felbermayr	AUT	TB Racing Team	DEU	ITEJK2003 KBF38262	KR/TM/Vega	12	9:48.047 6.239	48.096		32
8	10	414 Ken Algre	EST	Maranello SRP Factory Team	DEU	ITE26407 KBF38275	Maranello/TM /Vega	12	9:48.181 6.373	48.039		30
9	-6	415 Rouven Wilk	DEU	Mach1 Motorsport	DEU	ITE35449 KBF39310	Mach1/TM/Vega	12	9:48.616 6.808	47.994		28
10	-4	452 Erik Müller	DEU	Mach1 Motorsport	DEU	ITE17884 BIC20651	Mach1/TM /Vega	12	9:49.551 7.743	48.165		27
11	3	410 Maurice Schenck	DEU	APEX Performance	DEU	ITE10412 KBF38438	Maranello/TM/Vega	12	9:49.991 8.183	48.263		26
12	10	468 Rick Hartmann	DEU	MSC -Langenfeld e.V. im ADAC Falcon Racing Team	NLD	ITD-C18598 12133007	Falcon/TM/Vega	12	9:50.299 8.491	48.174		25
13	-2	502 Louis Binder	DEU	BRM RACING FACTORY S.R.L.	ITA	ITE34543 IBL462163	BRM/TM/Vega	12	9:50.443 8.635	47.970		24
14	6	411 Philipp Salzmann	DEU	TB Racing Team	DEU	ITE40074 KBF38262	KR/TM/Vega	12	9:51.366 9.558	47.982		23
15	-2	512 Oskar Steinbach	DEU	Kartshop Ampfing	DEU	NKA41241 KBF25142	Birel/TM/Vega	12	9:53.536 11.728	48.152		22
16	3	430 Andreas Dresen	DEU	Maranello SRP Factory Team	DEU	ITC-C28031 KBF38275	Maranello/TM/Vega	12	9:53.933 12.125	48.229		21
17	0	412 Ajdin Jatic	NLD	Falcon Racing Team	NLD	ITE52317 12131007	Falcon/TM/Vega	12	9:57.362 15.554	48.076	+ 5 sec	20
18	-9	419 Dominik Reuters	DEU	Dörr Motorsport	DEU	ITE14038 BIF38420	KR/IAME/Vega	12	9:59.198 17.390	47.898	+ 10 sec	19
19	12	407 Anders Elkjaer	DNK	Maranello SRP Factory Team	DEU	ITE902 KBF38275	Maranello/TM/Vega	12	9:59.653 17.845	48.378		18
20	4	454 Markus Rausch	DEU	Markus Rausch	DEU	ITE11242 IDC11242	Maranello/TM/Vega	12	10:00.789 18.981	48.726		17
21	6	406 Christian Breiter	DEU	ADAC Niersachsen/Sachsen-Anhalt e.V.	DEU	NKA16756 BIC38443	Maranello/TM/Vega	12	10:00.923 19.115	48.579		16
22	6	505 Luca Colella	DEU	APEX Performance Racing Team	DEU	ITE21369 KBF38438	Maranello/TM/Vega	12	10:01.687 19.879	48.341	+ 5 sec	15
23	2	424 Noah Kaltenbach	DEU	7L-Performance	DEU	ITE41550 KBF38668	Tony Kart/TM /Vega	12	10:03.385 21.577	48.621		14
24	2	444 Lars Ossenbeck	DEU	ADAC Niedersachsen/Sachsen-Anhalt e.V.	DEU	ITE38498 BIC38443	Maranello/TM/Vega	12	10:03.706 21.898	48.597		13
25	5	409 Lovasz Balint	HUN	VIA-SPEED KFT	HUN	ITE6627 IBL542	Croc Promotion/TM/Vega	12	10:04.522 22.714	48.672		12
26	3	422 Chris Vandebroek	DEU	VDB Kart Racing	DEU	ITE10367 KBF10478	Birel ART/TM/Vega	12	10:06.057 24.249	48.940		11
27	5	425 Noah Gounot	DEU	Solgat Motorsport	DEU	NKA30555 KBF42332	Birel ART/TM/Vega	12	10:06.109 24.301	48.420	+ 5 sec	10
28	-7	429 Adrian Martinz	AUT	BIREL ART RACING KSW	AUT	ITEJK2072 IBLBK102	Birel ART/TM/Vega	12	10:06.419 24.611	48.135	+ 5 sec	9
29	-19	437 Felix Wischlitzi	DEU	ADAC Mittelrhein e.V. RMW Motorsport	DEU	ITE15497 BIC39010	Tony-Kart/TM/Vega	12	10:07.212 25.404	48.201		8
30	-15	408 Florian Breitenbach	DEU	Maranello SRP Factory Team	DEU	ITE16880 KBF38275	Maranello/TM /Vega	0	1.794 12 Laps			7
31	-8	511 Mario Lauer	DEU	NEES RACING	DEU	ITG25003 KBF38362	Maranello/TM/Vega	0	7.556 12 Laps		+ 5 sec	6

#### Not classified

DSQ	418	Noah Höß	DEU	Solgat Motorsport	DEU	ITE19884 BIF42332	Birel ART/TM/Vega	0	DSQ		+ 5 sec	0
-----	-----	----------	-----	-------------------	-----	----------------------	-------------------	---	-----	--	---------	---

#### Announcements

# 419 + 5 sec push

418,511,425,505,412,429,419 + 5 sec front fairing

# 418 DQ Steward decision


Timekeeper  
M.Riehmers

Race Director  
H.Seidel

Page 1/1

These results are provisional until the conclusion of any judicial and technical matters!

Printed: 15.06.2024 / 19:30





INT. ADAC Kartrennen Wackersdorf

DSKC - KZ2

Pro Kart Raceland Wackersdorf 1,190 Km

Qualifying Heat A/B

15.06.2024 18:05

Race (12 Laps) started at 18:09:33

Lap	Time of Day	Lap Tm	Diff	S1 Tm	S2 Tm	S3 Tm
<b>(514) Jeffrey Fikse</b>						
1	18:10:25.179	<b>51.849</b>	+4.025	20.030	16.521	15.298
2	18:11:14.375	<b>49.196</b>	+1.372	17.793	16.280	15.123
3	18:12:02.957	<b>48.582</b>	+0.758	17.361	16.192	15.029
4	18:12:51.354	<b>48.397</b>	+0.573	17.307	16.074	15.016
5	18:13:39.535	<b>48.181</b>	+0.357	17.311	15.934	14.936
6	18:14:27.660	<b>48.125</b>	+0.301	17.191	15.984	14.950
7	18:15:15.677	<b>48.017</b>	+0.193	17.177	15.953	14.887
8	18:16:03.675	<b>47.998</b>	+0.174	17.137	15.974	14.887
9	18:16:51.499	<b>47.824</b>	<b>17.093</b>	15.888	14.843	
10	18:17:39.387	<b>47.888</b>	+0.064	17.159	15.875	14.854
11	18:18:27.284	<b>47.897</b>	+0.073	17.168	15.932	<b>14.797</b>
12	18:19:15.138	<b>47.854</b>	+0.030	17.115	<b>15.874</b>	14.865

Lap	Time of Day	Lap Tm	Diff	S1 Tm	S2 Tm	S3 Tm
<b>(427) Emma Felbermayr</b>						
1	18:10:27.213	<b>52.722</b>	+4.626	20.110	17.219	15.393
2	18:11:16.717	<b>49.504</b>	+1.408	17.908	16.514	15.082
3	18:12:05.365	<b>48.648</b>	+0.552	17.396	16.254	14.998
4	18:12:54.135	<b>48.770</b>	+0.674	17.329	16.219	15.222
5	18:13:42.492	<b>48.357</b>	+0.261	17.263	16.164	14.930
6	18:14:31.033	<b>48.541</b>	+0.445	17.254	16.063	15.224
7	18:15:19.526	<b>48.493</b>	+0.397	17.478	16.105	14.910
8	18:16:07.981	<b>48.455</b>	+0.359	17.202	16.045	15.208
9	18:16:56.178	<b>48.197</b>	+0.101	17.327	16.038	14.832
10	18:17:44.274	<b>48.096</b>		17.271	15.994	<b>14.831</b>
11	18:18:32.715	<b>48.311</b>	+0.345	<b>17.143</b>	15.975	15.323
12	18:19:21.377	<b>48.662</b>	+0.566	17.618	<b>15.972</b>	15.072

Lap	Time of Day	Lap Tm	Diff	S1 Tm	S2 Tm	S3 Tm
<b>(423) Claudia Henning</b>						
1	18:10:25.685	<b>52.339</b>	+4.622	20.415	16.578	15.346
2	18:11:14.842	<b>49.157</b>	+1.440	17.673	16.373	15.111
3	18:12:03.591	<b>48.749</b>	+1.032	17.557	16.209	14.983
4	18:12:52.052	<b>48.461</b>	+0.744	17.247	16.241	14.973
5	18:13:40.279	<b>48.227</b>	+0.510	17.217	16.138	14.872
6	18:14:28.466	<b>48.187</b>	+0.470	17.250	16.040	14.897
7	18:15:16.482	<b>48.016</b>	+0.299	17.194	15.955	14.867
8	18:16:04.297	<b>47.815</b>	+0.098	17.093	15.891	14.831
9	18:16:52.132	<b>47.835</b>	+0.118	<b>17.054</b>	15.904	14.877
10	18:17:39.914	<b>47.782</b>	+0.065	17.105	15.880	14.797
11	18:18:27.631	<b>47.717</b>		17.096	<b>15.871</b>	<b>14.750</b>
12	18:19:15.552	<b>47.921</b>	+0.204	17.158	15.975	14.788

Lap	Time of Day	Lap Tm	Diff	S1 Tm	S2 Tm	S3 Tm
<b>(414) Ken Algre</b>						
1	18:10:27.590	<b>52.525</b>	+4.486	19.814	17.333	15.378
2	18:11:17.145	<b>49.555</b>	+1.516	18.010	16.480	15.065
3	18:12:06.456	<b>49.311</b>	+1.272	17.652	16.248	15.411
4	18:12:55.375	<b>48.919</b>	+0.880	17.820	16.163	14.936
5	18:13:43.616	<b>48.241</b>	+0.202	<b>17.203</b>	16.025	15.013
6	18:14:31.926	<b>48.310</b>	+0.271	17.346	16.074	14.890
7	18:15:20.592	<b>48.666</b>	+0.627	17.288	16.276	15.102
8	18:16:08.763	<b>48.171</b>	+0.132	17.274	15.984	14.913
9	18:16:57.063	<b>48.300</b>	+0.261	17.513	16.004	<b>14.783</b>
10	18:17:45.114	<b>48.051</b>	+0.012	17.205	16.025	14.821
11	18:18:33.153	<b>48.039</b>		17.226	<b>15.947</b>	14.866
12	18:19:21.511	<b>48.358</b>	+0.319	17.366	16.001	14.991

Lap	Time of Day	Lap Tm	Diff	S1 Tm	S2 Tm	S3 Tm
<b>(477) Dion van Werven</b>						
1	18:10:26.958	<b>52.677</b>	+4.925	20.161	17.166	15.350
2	18:11:16.084	<b>49.126</b>	+1.374	17.850	16.234	15.042
3	18:12:04.551	<b>48.467</b>	+0.715	17.350	16.158	14.959
4	18:12:53.112	<b>48.561</b>	+0.809	17.589	16.036	14.936
5	18:13:41.211	<b>48.099</b>	+0.347	17.307	15.954	14.838
6	18:14:29.137	<b>47.926</b>	+0.174	17.138	15.963	14.825
7	18:15:16.889	<b>47.752</b>		17.119	<b>15.854</b>	14.779
8	18:16:04.677	<b>47.788</b>	+0.036	17.117	15.875	14.796
9	18:16:52.500	<b>47.823</b>	+0.071	17.118	15.883	14.822
10	18:17:40.290	<b>47.790</b>	+0.038	17.128	15.914	<b>14.748</b>
11	18:18:28.060	<b>47.770</b>	+0.018	17.122	15.874	14.774
12	18:19:15.947	<b>47.887</b>	+0.135	<b>17.070</b>	16.041	14.776

Lap	Time of Day	Lap Tm	Diff	S1 Tm	S2 Tm	S3 Tm
<b>(415) Rouven Wilk</b>						
1	18:10:27.465	<b>53.557</b>	+5.563	20.783	17.343	15.431
2	18:11:16.992	<b>49.527</b>	+1.533	17.966	16.524	15.037
3	18:12:06.037	<b>49.045</b>	+1.051	17.571	16.340	15.134
4	18:12:54.522	<b>48.485</b>	+0.491	17.441	16.118	14.926
5	18:13:43.485	<b>48.963</b>	+0.969	17.450	16.215	15.298
6	18:14:32.130	<b>48.645</b>	+0.651	17.357	16.367	14.921
7	18:15:20.809	<b>48.679</b>	+0.685	17.378	16.317	14.984
8	18:16:09.061	<b>48.252</b>	+0.258	17.289	16.056	14.907
9	18:16:57.733	<b>48.672</b>	+0.678	17.783	16.101	<b>14.788</b>
10	18:17:45.805	<b>48.072</b>	+0.078	17.253	<b>15.955</b>	14.864
11	18:18:33.952	<b>48.147</b>	+0.153	17.252	16.041	14.854
12	18:19:21.946	<b>47.994</b>		<b>17.180</b>	15.983	14.831

Lap	Time of Day	Lap Tm	Diff	S1 Tm	S2 Tm	S3 Tm
<b>(436) Cedric Malk</b>						
1	18:10:25.987	<b>52.208</b>	+4.158	20.213	16.643	15.352
2	18:11:15.419	<b>49.432</b>	+1.382	17.716	16.402	15.314
3	18:12:04.410	<b>48.991</b>	+0.941	17.461	16.372	15.158
4	18:12:53.374	<b>48.964</b>	+0.914	17.507	16.420	15.037
5	18:13:41.897	<b>48.523</b>	+0.473	17.356	16.142	15.025
6	18:14:30.772	<b>48.875</b>	+0.825	17.279	16.352	15.244
7	18:15:19.020	<b>48.248</b>	+0.198	17.273	16.058	14.917
8	18:16:07.227	<b>48.207</b>	+0.157	17.205	16.043	14.959
9	18:16:55.359	<b>48.132</b>	+0.082	17.182	16.036	14.914
10	18:17:43.454	<b>48.095</b>	+0.045	17.178	<b>15.985</b>	14.932
11	18:18:31.650	<b>48.196</b>	+0.146	17.153	16.007	15.036
12	18:19:19.700	<b>48.050</b>		<b>17.127</b>	16.053	<b>14.870</b>

Lap	Time of Day	Lap Tm	Diff	S1 Tm	S2 Tm	S3 Tm
<b>(452) Erik Müller</b>						
1	18:10:26.338	<b>52.396</b>	+4.231	20.260	16.870	15.266
2	18:11:15.565	<b>49.227</b>	+1.062	17.620	16.340	15.267
3	18:12:04.863	<b>49.298</b>	+1.133	17.573	16.548	15.177
4	18:12:54.359	<b>49.496</b>	+1.331	17.428	16.293	15.775
5	18:13:42.939	<b>48.580</b>	+0.415	17.390	16.068	15.122
6	18:14:31.280	<b>48.341</b>	+0.176	17.251	16.070	15.020
7	18:15:20.485	<b>49.205</b>	+1.040	17.843	16.246	15.116
8	18:16:08.831	<b>48.346</b>	+0.181	<b>17.242</b>	<b>15.933</b>	15.171
9	18:16:57.475	<b>48.644</b>	+0.479	17.788	15.981	14.875
10	18:17:45.659	<b>48.184</b>	+0.019	17.280	15.986	14.918
11	18:18:34.716	<b>49.057</b>	+0.892	17.735	16.021	15.301
12	18:19:22.881	<b>48.165</b>		17.265	16.042	<b>14.858</b>

Lap	Time of Day	Lap Tm	Diff	S1 Tm	S2 Tm	S3 Tm
<b>(426) Siep Kuypers</b>						
1	18:10:27.865	<b>53.581</b>	+5.785	20.693	17.475	15.413
2	18:11:17.335	<b>49.470</b>	+1.674	18.044	16.386	15.040
3	18:12:06.526	<b>49.191</b>	+1.395	17.606	16.310	15.275
4	18:12:55.072	<b>48.546</b>	+0.750	17.422	16.191	14.933
5	18:13:43.345	<b>48.273</b>	+0.477	17.214	16.151	14.908
6	18:14:31.602	<b>48.257</b>	+0.461	17.275	16.069	14.913
7	18:15:19.680	<b>48.078</b>	+0.282	17.363	15.928	14.787
8	18:16:07.893	<b>48.213</b>	+0.417	17.222	16.059	14.932
9	18:16:55.930	<b>48.037</b>	+0.241	17.134	16.008	14.895
10	18:17:43.781	<b>47.851</b>	+0.055	<b>17.107</b>	15.921	14.823
11	18:18:32.240	<b>48.459</b>	+0.663	17.288	15.967	15.204
12	18:19:20.036	<b>47.796</b>		<b>17.160</b>	<b>15.890</b>	<b>14.746</b>

Lap	Time of Day	Lap Tm	Diff	S1 Tm	S2 Tm	S3 Tm
<b>(410) Maurice Schenck</b>						
1	18:10:28.186	<b>53.381</b>	+5.11			

INT. ADAC Kartrennen Wackersdorf

DSKC - KZ2

Pro Kart Raceland Wackersdorf 1,190 Km

Qualifying Heat A/B

15.06.2024 18:05

Race (12 Laps) started at 18:09:33

Lap	Time of Day	Lap Tm	Diff	S1 Tm	S2 Tm	S3 Tm
7	18:15:21.056	<b>48.418</b>	+0.155	17.274	16.127	15.017
8	18:16:09.532	<b>48.476</b>	+0.213	17.441	16.154	14.881
9	18:16:58.046	<b>48.514</b>	+0.251	17.542	16.067	14.905
10	18:17:46.531	<b>48.485</b>	+0.222	17.590	<b>16.063</b>	<b>14.832</b>
11	18:18:35.058	<b>48.527</b>	+0.264	17.478	16.084	14.965
12	18:19:23.321	<b>48.263</b>		17.295	16.089	14.879

Lap	Time of Day	Lap Tm	Diff	S1 Tm	S2 Tm	S3 Tm
11	18:18:39.034	<b>48.240</b>	+0.011	<b>17.200</b>	<b>16.064</b>	14.986
12	18:19:27.263	<b>48.229</b>		17.233	16.122	<b>14.874</b>

(468) Rick Hartmann

1	18:10:29.268	<b>53.876</b>	+5.702	20.639	17.479	15.758
2	18:11:19.098	<b>49.830</b>	+1.656	18.374	16.365	15.091
3	18:12:07.789	<b>48.691</b>	+0.517	17.420	16.331	14.940
4	18:12:56.389	<b>48.600</b>	+0.426	17.644	16.047	14.909
5	18:13:44.755	<b>48.366</b>	+0.192	17.516	15.938	14.912
6	18:14:33.087	<b>48.392</b>	+0.158	17.291	16.085	14.956
7	18:15:21.261	<b>48.174</b>		<b>17.199</b>	16.043	14.932
8	18:16:09.761	<b>48.500</b>	+0.326	17.361	16.220	14.919
9	18:16:58.530	<b>48.769</b>	+0.595	17.868	16.101	14.800
10	18:17:46.788	<b>48.258</b>	+0.084	17.550	<b>15.918</b>	<b>14.790</b>
11	18:18:35.253	<b>48.465</b>	+0.291	17.456	16.127	14.882
12	18:19:23.629	<b>48.376</b>	+0.202	17.392	16.100	14.884

(412) Ajdin Jatic

1	18:10:29.435	<b>54.162</b>	+6.086	20.664	17.292	16.206
2	18:11:19.780	<b>50.345</b>	+2.269	18.575	16.668	15.102
3	18:12:09.498	<b>49.718</b>	+1.642	17.966	16.687	15.065
4	18:12:58.383	<b>48.885</b>	+0.809	17.526	16.347	15.012
5	18:13:47.621	<b>49.238</b>	+1.162	17.570	16.335	15.333
6	18:14:36.192	<b>48.571</b>	+0.495	17.397	16.183	14.991
7	18:15:24.619	<b>48.427</b>	+0.351	17.262	16.166	14.999
8	18:16:12.761	<b>48.142</b>	+0.066	17.239	16.089	14.814
9	18:17:01.072	<b>48.311</b>	+0.235	17.345	16.049	14.917
10	18:17:49.323	<b>48.251</b>	+0.175	17.400	<b>15.988</b>	14.863
11	18:18:37.399	<b>48.076</b>		<b>17.189</b>	16.093	<b>14.794</b>
12	18:19:25.692	<b>48.293</b>	+0.217	17.298	16.109	14.886

(502) Louis Binder

1	18:10:29.108	<b>54.367</b>	+6.397	20.951	17.540	15.876
2	18:11:18.863	<b>49.755</b>	+1.785	18.134	16.472	15.149
3	18:12:07.651	<b>48.788</b>	+0.818	17.535	16.247	15.006
4	18:12:56.735	<b>49.084</b>	+1.114	17.973	16.130	14.981
5	18:13:46.066	<b>49.331</b>	+1.361	17.748	16.433	15.150
6	18:14:34.336	<b>48.270</b>	+0.300	17.307	16.034	14.929
7	18:15:22.355	<b>48.019</b>	+0.049	17.137	<b>15.991</b>	14.891
8	18:16:10.325	<b>47.970</b>		<b>17.095</b>	16.015	14.860
9	18:16:58.737	<b>48.412</b>	+0.442	17.416	16.080	14.916
10	18:17:47.043	<b>48.306</b>	+0.336	17.445	16.019	<b>14.842</b>
11	18:18:35.442	<b>48.399</b>	+0.429	17.331	16.068	15.000
12	18:19:23.773	<b>48.331</b>	+0.361	17.335	16.049	14.947

(419) Dominik Reuters

1	18:10:29.273	<b>54.825</b>	+6.927	21.100	17.566	16.159
2	18:11:19.979	<b>50.706</b>	+2.808	18.828	16.876	15.002
3	18:12:08.449	<b>48.470</b>	+0.572	17.322	16.226	14.922
4	18:12:56.899	<b>48.450</b>	+0.552	17.422	16.099	14.929
5	18:13:45.949	<b>49.050</b>	+1.152	17.410	16.467	15.173
6	18:14:34.029	<b>48.080</b>	+0.182	17.201	16.012	14.867
7	18:15:21.927	<b>47.898</b>		17.092	15.959	14.847
8	18:16:09.939	<b>48.012</b>	+0.114	17.091	16.068	14.853
9	18:16:58.189	<b>48.250</b>	+0.352	17.491	<b>15.928</b>	14.831
10	18:17:46.183	<b>47.994</b>	+0.096	17.176	16.021	<b>14.797</b>
11	18:18:34.459	<b>48.276</b>	+0.378	17.338	16.052	14.886
12	18:19:22.528	<b>48.069</b>	+0.171	<b>17.089</b>	16.114	14.866

(411) Philipp Salzmann

1	18:10:29.574	<b>54.049</b>	+6.067	20.812	17.351	15.886
2	18:11:20.321	<b>50.747</b>	+2.765	18.697	16.959	15.091
3	18:12:09.666	<b>49.345</b>	+1.363	17.492	16.775	15.078
4	18:12:58.633	<b>48.967</b>	+0.985	17.552	16.402	15.013
5	18:13:47.543	<b>48.910</b>	+0.928	17.474	16.394	15.042
6	18:14:35.818	<b>48.275</b>	+0.293	17.300	16.058	14.917
7	18:15:23.927	<b>48.109</b>	+0.127	<b>17.169</b>	16.056	14.884
8	18:16:12.307	<b>48.380</b>	+0.398	17.263	16.078	15.039
9	18:17:00.467	<b>48.160</b>	+0.178	17.264	16.040	<b>14.856</b>
10	18:17:48.449	<b>47.982</b>		17.241	<b>15.878</b>	14.863
11	18:18:36.623	<b>48.174</b>	+0.192	17.310	15.972	14.892
12	18:19:24.696	<b>48.073</b>	+0.091	17.172	16.005	14.896

(407) Anders Elkjaer

1	18:10:30.494	<b>53.902</b>	+5.524	20.947	17.222	15.733
2	18:11:23.363	<b>52.869</b>	+4.491	18.771	17.530	16.568
3	18:12:13.469	<b>50.106</b>	+1.728	18.232	16.625	15.249
4	18:13:02.884	<b>49.415</b>	+1.037	17.949	16.312	15.154
5	18:13:51.977	<b>49.093</b>	+0.715	17.553	16.384	15.156
6	18:14:40.790	<b>48.813</b>	+0.435	17.408	16.225	15.180
7	18:15:29.421	<b>48.631</b>	+0.253	17.373	16.188	15.070
8	18:16:18.448	<b>49.027</b>	+0.649	17.474	16.463	15.090
9	18:17:07.248	<b>48.800</b>	+0.422	17.413	16.281	15.106
10	18:17:56.030	<b>48.782</b>	+0.404	17.449	16.309	15.024
11	18:18:44.605	<b>48.575</b>	+0.197	17.458	16.126	<b>14.991</b>
12	18:19:32.983	<b>48.378</b>		<b>17.276</b>	<b>16.073</b>	15.029

(512) Oskar Steinbach

1	18:10:29.695	<b>54.770</b>	+6.618	21.178	17.789	15.803
2	18:11:20.996	<b>51.301</b>	+3.149	19.243	16.653	15.405
3	18:12:10.310	<b>49.314</b>	+1.162	17.589	16.491	15.234
4	18:12:59.207	<b>48.897</b>	+0.745	17.569	16.198	15.130
5	18:13:48.179	<b>48.972</b>	+0.820	17.597	16.289	15.086
6	18:14:36.705	<b>48.526</b>	+0.374	17.414	16.113	14.999
7	18:15:25.214	<b>48.509</b>	+0.357	17.388	16.132	14.989
8	18:16:13.819	<b>48.605</b>	+0.453	17.602	16.054	14.949
9	18:17:02.072	<b>48.253</b>	+0.101	17.283	<b>15.996</b>	14.974
10	18:17:50.402	<b>48.330</b>	+0.178	17.342	16.052	14.936
11	18:18:38.554	<b>48.152</b>		17.240	16.002	<b>14.910</b>
12	18:19:26.866	<b>48.312</b>	+0.160	<b>17.225</b>	16.116	14.971

(454) Markus Rausch

1	18:10:30.346	<b>54.548</b>	+5.822	20.700	17.532	16.316
2	18:11:21.819	<b>51.473</b>	+2.747	18.901	17.266	15.306
3	18:12:11.389	<b>49.570</b>	+0.844	17.733	16.571	15.266
4	18:13:00.739	<b>49.350</b>	+0.624	17.756	16.416	15.178
5	18:13:49.977	<b>49.238</b>	+0.512	17.476	16.422	15.340
6	18:14:39.794	<b>49.817</b>	+1.091	17.839	16.701	15.277
7	18:15:28.900	<b>49.106</b>	+0.380	17.521	16.470	15.115
8	18:16:17.810	<b>48.910</b>	+0.184	17.457	16.391	15.062
9	18:17:06.536	<b>48.726</b>		<b>17.318</b>	16.370	<b>15.038</b>
10	18:17:55.651	<b>49.115</b>	+0.389	17.689	<b>16.317</b>	15.109
11	18:18:45.210	<b>49.559</b>	+0.833	18.147	16.369	15.043
12	18:19:34.119	<b>48.909</b>	+0.183	17.496	16.328	15.085

(430) Andreas Dresen

1	18:10:30.139	<b>54.722</b>	+6.493	21.298	17.541	15.883
2	18:11:20.803	<b>50.664</b>	+2.435	18.561	16.791	15.312
3	18:12:10.188	<b>49.385</b>	+1.156	17.561	16.563	15.261
4	18:12:59.091	<b>48.903</b>	+0.674	17.381	16.276	15.246
5	18:13:48.000	<b>48.909</b>	+0.680	17.489	16.342	15.078
6	18:14:36.571	<b>48.571</b>	+0.342	17.339	16.113	15.119
7	18:15:25.098	<b>48.527</b>	+0.298	17.268	16.216	15.043
8	18:16:14.162	<b>49.064</b>	+0.835	17.886	16.155	15.023
9	18:17:02.493	<b>48.331</b>	+0.102	17.278	16.104	14.949
10	18:17:50.794	<b>48.301</b>	+0.072	17.276	16.060	14.965

(406) Christian Breiter

1	18:10:30.801	<b>54.530</b>	+5.951	21.025	17.687	15.818
2	18:11:23.215	<b>52.414</b>	+3.835	18.966	17.439	16.009
3	18:12:12.986	<b>49.771</b>	+1.192	17.884	16.687	15.200
4	18:13:02.689	<b>49.703</b>	+1.124	18.013	16.441	15.249
5	18:13:51.622	<b>48.933</b>	+0.354	17.526	16.337	15.070
6	18:14:40.549	<b>48.927</b>	+0.348	17.561	16.240	15.126
7	18:15:29.128	<b>48.579</b>		17.437	<b>16.142</b>	15.000
8	18:16:18.167	<b>49.039</b>	+0.460	17.639	16.374	15.026
9	18:17:06.947	<b>48.780</b>	+0.201	17.495	16.247	15.038
10	18:17:56.273	<b>49.326</b>	+0.747	17.546	16.741	15.039
11	18:18:45.602	<b>49.329</b>	+0.750	18.065	16.233	15.031
12	18:19:34.253	<b>48.651</b>	+0.072	<b>17.392</b>	16.260	<b>14.999</b>

(50

INT. ADAC Kartrennen Wackersdorf

DSKC - KZ2

Pro Kart Raceland Wackersdorf 1,190 Km

Qualifying Heat A/B

15.06.2024 18:05

Race (12 Laps) started at 18:09:33

Lap	Time of Day	Lap Tm	Diff	S1 Tm	S2 Tm	S3 Tm	Lap	Time of Day	Lap Tm	Diff	S1 Tm	S2 Tm	S3 Tm
1	18:10:30.569	54.421	+6.080	20.713	17.542	16.166	5	18:13:53.022	49.544	+1.124	17.865	16.667	15.012
2	18:11:23.460	52.891	+4.550	18.908	17.451	16.532	6	18:14:42.169	49.147	+0.727	17.425	16.299	15.423
3	18:12:13.285	49.825	+1.484	17.771	16.796	15.258	7	18:15:31.731	49.562	+1.142	18.224	16.297	15.041
4	18:13:01.938	48.663	+0.312	17.422	16.134	15.097	8	18:16:20.311	48.580	+0.160	17.368	16.215	14.997
5	18:13:50.345	48.407	+0.066	17.220	16.128	15.059	9	18:17:08.996	48.685	+0.265	17.265	16.472	14.948
6	18:14:39.589	49.244	+0.903	17.588	16.478	15.178	10	18:17:57.560	48.564	+0.144	17.395	16.137	15.032
7	18:15:28.001	48.412	+0.071	17.294	16.064	15.054	11	18:18:46.019	48.459	+0.039	17.345	16.118	14.996
8	18:16:16.344	48.343	+0.002	17.307	16.068	14.968	12	18:19:34.439	48.420		17.331	16.172	14.917
9	18:17:04.685	48.341		17.338	16.044	14.959							
10	18:17:53.031	48.346	+0.005	17.233	16.085	15.028							
11	18:18:41.534	48.503	+0.162	17.309	16.104	15.090							
12	18:19:30.017	48.483	+0.142	17.394	16.051	15.038							
[424] Noah Kaltenbach							[429] Adrian Martinz						
1	18:10:32.002	55.669	+7.048	21.693	17.999	15.977	1	18:10:31.636	55.716	+7.581	22.570	17.618	15.528
2	18:11:23.665	51.663	+3.042	18.405	17.521	15.737	2	18:11:23.729	52.093	+3.958	18.463	17.288	16.342
3	18:12:13.987	50.322	+1.701	18.423	16.662	15.237	3	18:12:14.615	50.886	+2.751	18.683	16.939	15.264
4	18:13:03.397	49.410	+0.789	17.631	16.435	15.344	4	18:13:03.705	49.090	+0.955	17.630	16.345	15.115
5	18:13:52.781	49.384	+0.763	17.882	16.475	15.027	5	18:13:53.463	49.758	+1.623	17.955	16.703	15.100
6	18:14:42.157	49.376	+0.755	17.410	16.402	15.564	6	18:14:42.277	48.814	+0.679	17.316	16.245	15.253
7	18:15:31.186	49.029	+0.408	17.624	16.288	15.117	7	18:15:31.969	49.692	+1.557	18.366	16.233	15.093
8	18:16:20.045	48.859	+0.238	17.456	16.275	15.128	8	18:16:20.506	48.537	+0.402	17.360	16.180	14.997
9	18:17:09.534	49.489	+0.868	17.597	16.741	15.151	9	18:17:09.666	49.160	+1.025	17.332	16.667	15.161
10	18:17:59.300	49.766	+1.145	18.449	16.267	15.050	10	18:17:58.449	48.783	+0.648	17.830	16.072	14.881
11	18:18:47.921	48.621		17.405	16.225	14.991	11	18:18:46.584	48.135		17.210	16.023	14.902
12	18:19:36.715	48.794	+0.173	17.434	16.266	15.094	12	18:19:34.749	48.165	+0.030	17.278	16.005	14.882
[444] Lars Ossenbeck							[437] Felix Wischitzki						
1	18:10:30.969	55.021	+6.424	22.268	17.228	15.525	1	18:10:29.012	54.474	+6.273	20.832	17.571	16.071
2	18:11:24.062	53.093	+4.496	19.242	17.364	16.487	2	18:11:18.612	49.600	+1.399	18.119	16.371	15.110
3	18:12:14.902	50.840	+2.243	18.876	16.538	15.426	3	18:12:07.408	48.796	+0.595	17.395	16.268	15.133
4	18:13:03.999	49.097	+0.500	17.481	16.416	15.200	4	18:12:56.219	48.811	+0.610	17.619	16.187	15.005
5	18:13:53.595	49.596	+0.999	17.855	16.715	15.026	5	18:14:00.981	1:04.762	+16.561	17.909	31.275	15.578
6	18:14:42.479	48.884	+0.287	17.427	16.246	15.211	6	18:14:49.949	48.968	+0.767	17.660	16.267	15.041
7	18:15:32.622	50.143	+1.546	18.455	16.381	15.307	7	18:15:38.775	48.826	+0.625	17.486	16.262	15.078
8	18:16:21.854	49.232	+0.635	18.052	16.200	14.980	8	18:16:27.287	48.512	+0.311	17.326	16.235	14.951
9	18:17:10.649	48.795	+0.198	17.646	16.150	14.999	9	18:17:15.625	48.338	+0.137	17.300	16.077	14.961
10	18:17:59.696	49.047	+0.450	17.643	16.394	15.010	10	18:18:04.029	48.404	+0.203	17.331	16.122	14.951
11	18:18:48.439	48.743	+0.146	17.461	16.197	15.085	11	18:18:52.341	48.312	+0.111	17.263	16.123	14.926
12	18:19:37.036	48.597		17.467	16.139	14.991	12	18:19:40.542	48.201		17.262	15.995	14.944
[409] Lovasz Balint							[422] Chris Vandebroek						
1	18:10:32.606	55.452	+6.780	21.675	17.455	16.322	1	18:10:32.929	55.599	+6.659	22.114	17.461	16.024
2	18:11:24.180	51.574	+2.902	18.301	17.312	15.961	2	18:11:24.313	51.384	+2.444	18.629	16.838	15.917
3	18:12:15.177	50.997	+2.325	19.160	16.584	15.253	3	18:12:15.584	51.271	+2.331	19.229	16.602	15.440
4	18:13:04.275	49.098	+0.426	17.492	16.457	15.149	4	18:13:05.509	49.925	+0.985	17.898	16.686	15.341
5	18:13:53.956	49.681	+1.009	17.948	16.649	15.084	5	18:13:54.449	48.940		17.632	16.377	15.031
6	18:14:42.768	48.812	+0.140	17.409	16.272	15.131	6	18:14:43.436	48.987	+0.047	17.553	16.337	15.097
7	18:15:32.628	49.860	+1.188	18.035	16.364	15.461	7	18:15:33.235	49.799	+0.859	18.205	16.428	15.166
8	18:16:21.787	49.159	+0.487	17.834	16.219	15.106	8	18:16:22.704	49.469	+0.529	17.893	16.363	15.213
9	18:17:10.459	48.672		17.478	16.216	14.978	9	18:17:12.185	49.481	+0.541	17.722	16.730	15.029
10	18:17:59.591	49.132	+0.460	17.600	16.485	15.047	10	18:18:01.174	48.989	+0.049	17.592	16.441	14.956
11	18:18:48.574	48.983	+0.311	17.386	16.232	15.365	11	18:18:50.298	49.124	+0.184	17.694	16.420	15.010
12	18:19:37.852	49.278	+0.606	17.756	16.338	15.184	12	18:19:39.387	49.089	+0.149	17.614	16.389	15.086
[425] Noah Gounot							[425] Noah Gounot						
1	18:10:32.483	56.227	+7.807	22.831	17.440	15.956	1	18:10:32.483	56.227	+7.807	22.831	17.440	15.956
2	18:11:23.787	51.304	+2.884	18.150	17.416	15.738	2	18:11:23.787	51.304	+2.884	18.150	17.416	15.738
3	18:12:14.262	50.475	+2.055	18.823	16.504	15.148	3	18:12:14.262	50.475	+2.055	18.823	16.504	15.148
4	18:13:03.478	49.216	+0.796	17.619	16.339	15.258	4	18:13:03.478	49.216	+0.796	17.619	16.339	15.258





**DKM Round 3**

**DSKC - KZ2**

**Wackersdorf**

**Ranking after Heats**

Pos. No.	Firstname	Lastname	Nat.	Dri	Entrant	Nat	Ent	Make	Sponsor	Total points			C	AC	AB
										QP	PTS	Diff.			
1	442	Maximilian	Schleimer	DEU	Maranello SRP Factory Team	DEU	Maranello/TM/Vega	ADAC Mittelrhein e.V.	6	91	50	41	--		
2	440	Enzo	Bol	NLD	SP Motorsport	NLD	KR/TM/Vega		3	88	3	44	44	--	
3	423	Claudia	Henning	DEU	Henning Claudia	DEU	Birel ART/TM/Vega		2	82	9	38	--	44	
4	477	Dion	van Werven	NLD	Wilfred van Werven	NLD	CRG/TM/Vega		11	75	16	34	--	41	
5	431	Simon	Rechenmacher	DEU	TB Racing Team	DEU	KR/TM/Vega		12	74	17	36	38	--	
6	428	Lukas	Reiböck	AUT	BIRELART RACING KSW	AUT	Birel ART/TM/VEGA		15	73	18	41	32	--	
7	419	Dominik	Reuters	DEU	Dörr Motorsport	DEU	KR/IAME/Vega		13	69	22	--	50	19	
8	507	Jeroen	Bos	NLD	SP Motorsport	NLD	KR/TM Racing/Vega		18	68	23	32	36	--	
9	466	Maximilian	Schreyer	DEU	Maranello SRP Factory Team	DEU	Maranello/TM /Vega		7	64	27	--	30	34	
10	436	Cedric	Malk	CHE	Millennium Racing	DEU	Tony Kart/TM/Vega		5	63	28	25	--	38	
11	415	Rouven	Wilk	DEU	Mach1 Motorsport	DEU	Mach1/TM/Vega		4	62	29	--	34	28	
12	427	Emma	Felbermayr	AUT	TB Racing Team	DEU	KR/TM/Vega		17	60	31	28	--	32	
13	426	Siep	Kuypers	NLD	CRG Holland	NLD	CRG/TM/Vega		10	59	32	--	23	36	
14	514	Jeffrey	Fikse	NLD	Jeffrey Fikse	DEU	Maranello /TM/Vega		1	56	35	--	6	50	
15	414	Ken	Algre	EST	Maranello SRP Factory Team	DEU	Maranello/TM /Vega		26	56	35	26	--	30	
16	515	Edgaras	Kelmas	LTU	Paske Racing	LTU	Maranello/TM /Vega		24	52	39	24	28	--	
17	452	Erik	Müller	DEU	Mach1 Motorsport	DEU	Mach1/TM /Vega		8	49	42	22	--	27	
18	502	Louis	Binder	DEU	BRM RACING FACTORY S.R.L.	ITA	BRM/TM/Vega		16	49	42	--	25	24	
19	410	Maurice	Schenck	DEU	APEX Performance	DEU	Maranello/TM/Vega		20	49	42	23	--	26	
20	512	Oskar	Steinbach	DEU	Kartshop Ampfing	DEU	Birel/TM/Vega		19	48	43	--	26	22	
21	509	Domantas	Knyva	LTU	Dream 2 Drive	LTU	Formula K/TM/Vega		21	42	49	18	24	--	
22	412	Ajdin	Jatic	NLD	Falcon Racing Team	NLD	Falcon/TM/Vega		25	42	49	--	22	20	
23	430	Andreas	Dresen	DEU	Maranello SRP Factory Team	DEU	Maranello/TM/Vega		28	40	51	--	19	21	
24	434	Marcel	Ernst	DEU	NB Motorsport	DEU	Lenzokart/TM/Vega		27	39	52	19	20	--	
25	505	Luca	Colella	DEU	APEX Performance Racing Team	DEU	Maranello/TM/Vega		41	36	55	21	--	15	
26	407	Anders	Elkjaer	DNK	Maranello SRP Factory Team	DEU	Maranello/TM/Vega		46	36	55	--	18	18	
27	417	Emanuel	Mai	DEU	Solgat Motorsport	DEU	Birel ART/TM/Vega		9	35	56	30	5	--	
28	437	Felix	Wischlitzki	DEU	RMW Motorsport	DEU	Tony-Kart/TM/Vega	ADAC Mittelrhein e.V.	14	35	56	27	--	8	
29	420	Nathalie	Kreitz	DEU	VDB Kart Racing	DEU	Birel ART/TM/Vega		39	35	56	14	21	--	
30	408	Florian	Breitenbach	DEU	Maranello SRP Factory Team	DEU	Maranello/TM /Vega		22	34	57	--	27	7	
31	444	Lars	Ossenbeck	DEU	ADAC Niedersachsen/Sachsen-Anhalt e.V.	DEU	Maranello/TM/Vega		38	33	58	20	--	13	
32	468	Rick	Hartmann	DEU	Falcon Racing Team	NLD	Falcon/TM/Vega	MSC -Langenfeld e.V. im ADAC	32	32	59	7	--	25	
33	433	Alexander	Richter	DEU	Team NKS	DEU	DR/Modena/Vega		42	30	61	15	15	--	
34	411	Philipp	Salzmann	DEU	TB Racing Team	DEU	KR/TM/Vega		29	29	62	6	--	23	
35	416	Jayden	Gushiken	DEU	7L-Performance	DEU	Tony Kart /TM /Vega		45	28	63	11	17	--	
36	454	Markus	Rausch	DEU	Markus Rausch	DEU	Maranello/TM/Vega		35	27	64	10	--	17	
37	424	Noah	Kaltenbach	DEU	7L-Performance	DEU	Tony Kart/TM /Vega		37	26	65	--	12	14	
38	406	Christian	Breiter	DEU	ADAC Niersachsen/Sachsen-Anhalt e.V.	DEU	Maranello/TM/Vega		40	26	65	--	10	16	
39	425	Noah	Gounot	DEU	Solgat Motorsport	DEU	Birel ART/TM/Vega		47	26	65	16	--	10	
40	513	Edoardo	Mormorelli	ITA	Maranello SRP Factory Team	DEU	Maranello/TM/Vega		36	25	66	12	13	--	
41	409	Lovasz	Balint	HUN	VIA-SPEED KFT	HUN	Croc Promotion/TM/Vega		44	25	66	13	--	12	
42	485	Maximilian	Spirkl	DEU	Dörr Motorsport	DEU	KR/IAME/Vega		48	24	67	17	7	--	
43	429	Adrian	Martinz	AUT	BIREL ART RACING KSW	AUT	Birel ART/TM/Vega		31	23	68	--	14	9	
44	511	Mario	Lauer	DEU	NEES RACING	DEU	Maranello/TM/Vega		34	22	69	--	16	6	
45	422	Chris	Vandebroek	DEU	VDB Kart Racing	DEU	Birel ART/TM/Vega		43	20	71	--	9	11	

**Announcements:** These results are provisional until the conclusion of any judicial and technical matters

Race Director Horst Seidel:



Timekeeping M. Riehmers:



Printed: 15.06.2024 19:37

Posted at: h





DKM Round 3

DSKC - KZ2


Wackersdorf

Ranking after Heats

Pos. No.	Firstname	Lastname	Nat.		Nat.			Total points			C	A-C	A-B
			Dri	Entrant	Ent	Make	Sponsor	QP	PTS	Diff.			
46	455	Tim	Schott	DEU TB Racing Team	DEU	KR/TM/Vega		30	16	75	5	11	--
47	516	Gianina	Prisching	AUT BIREL ART RACING KSW	AUT	BirelArt/TM /Vega		33	16	75	8	8	--
48	418	Noah	HöB	DEU Solgat Motorsport	DEU	Birel ART/TM/Vega		23	9	82	9	--	0

**Announcements:** These results are provisional until the conclusion of any judicial and technical matters

Race Director Horst Seidel:



Timekeeping M. Riehmers:



Printed: 15.06.2024 19:37

Posted at: h



DKM Round 3      Track: Wackersdorf      Edition 1  
 Class: DSKC - KZ2      Heat: Super Heat A  
 Date/Time: 16.06.2024 09:40      Laps: 16 lap

	35	18		36
	33	17		34
	31	16		32
	29	15		30
	27	14		28
	25	13		26
Chris Vandebroek	<b>422</b>	12	Gianina Prisching	<b>516</b>
	23			24
Lovasz Balint	<b>409</b>	11	Adrian Martinz	<b>429</b>
	21			22
Noah Kaltenbach	<b>424</b>	10	Noah Gounot	<b>425</b>
	19			20
Alexander Richter	<b>433</b>	9	Jayden Gushiken	<b>416</b>
	17			18
Nathalie Kreitz	<b>420</b>	8	Lars Ossenbeck	<b>444</b>
	15			16
Luca Colella	<b>505</b>	7	Emanuel Mai	<b>417</b>
	13			14
Domantas Knyva	<b>509</b>	6	Andreas Dresen	<b>430</b>
	11			12
Erik Müller	<b>452</b>	5	Maurice Schenck	<b>410</b>
	9			10
Siep Kuypers	<b>426</b>	4	Ken Algre	<b>414</b>
	7			8
Maximilian Schreyer	<b>466</b>	3	Rouven Wilk	<b>415</b>
	5			6
Simon Rechenmacher	<b>431</b>	2	Dominik Reuters	<b>419</b>
	3			4
Maximilian Schleimer	<b>442</b>	1	Claudia Henning	<b>423</b>
	1			2

Pole Position

printed 15.06.2024 19:37

DKM Round 3      Track: Wackersdorf  
Class: DSKC - KZ2      Heat: Super Heat B  
Date/Time: 16.06.2024 10:05      Laps: 16 lap      Edition 1

	35	18		36
	33	17		34
	31	16		32
	29	15		30
	27	14		28
	25	13		26
Tim Schott	<b>455</b>	12	Noah HöB	<b>418</b>
	23			24
Maximilian Spirkl	<b>485</b>	11	Mario Lauer	<b>511</b>
	21			22
Christian Breiter	<b>406</b>	10	Edoardo Mormorelli	<b>513</b>
	19			20
Philipp Salzmann	<b>411</b>	9	Markus Rausch	<b>454</b>
	17			18
Florian Breitenbach	<b>408</b>	8	Rick Hartmann	<b>468</b>
	15			16
Anders Elkjaer	<b>407</b>	7	Felix Wischlitzki	<b>437</b>
	13			14
Ajdin Jatic	<b>412</b>	6	Marcel Ernst	<b>434</b>
	11			12
Louis Binder	<b>502</b>	5	Oskar Steinbach	<b>512</b>
	9			10
Jeffrey Fikse	<b>514</b>	4	Edgaras Kelmas	<b>515</b>
	7			8
Cedric Malk	<b>436</b>	3	Emma Felbermayr	<b>427</b>
	5			6
Lukas Reiböck	<b>428</b>	2	Jeroen Bos	<b>507</b>
	3			4
Enzo Bol	<b>440</b>	1	Dion van Werven	<b>477</b>
	1			2

Pole Position

printed 15.06.2024 19:37

### DSKC - KZ2

### Warm Up Super Heat A

Track length: 1.190 Km

Session Started: 8:00:08

Best Lap by: 442 - Maximilian Schleimer - 47.478

Rank	#	Driver	Nat	Sponsor Entrant	Nat	License E-License	Make	laps	Best Lap	Diff	In Lap	Penalty
1	442	Maximilian Schleimer	DEU	ADAC Mittelrhein e.V. Maranello SRP Factory Team	DEU	ITE 11572 KBF38275	Maranello/TM/Vega	6	47.478		5	
2	414	Ken Algre	EST	Maranello SRP Factory Team	DEU	ITE26407 KBF38275	Maranello/TM /Vega	6	47.494	0.016	6	
3	431	Simon Rechenmacher	DEU	TB Racing Team	DEU	ITE 38327 KBF38262	KR/TM/Vega	6	47.759	0.281	5	
4	423	Claudia Henning	DEU	Henning Claudia	DEU	ITE11645 IDC11645	Birel ART/TM/Vega	6	47.812	0.334	6	
5	426	Siep Kuypers	NLD	CRG Holland	NLD	ITE52719 155221008	CRG/TM/Vega	4	47.827	0.349	3	
6	466	Maximilian Schreyer	DEU	Maranello SRP Factory Team	DEU	ITE 31254 BIC38275	Maranello/TM /Vega	7	47.861	0.383	6	
7	419	Dominik Reuters	DEU	Dörr Motorsport	DEU	ITE 14038 BIF38420	KR/IAME/Vega	6	47.881	0.403	5	
8	410	Maurice Schenck	DEU	APEX Performance	DEU	ITE 10412 KBF38438	Maranello/TM/Vega	6	48.027	0.549	4	
9	430	Andreas Dresen	DEU	Maranello SRP Factory Team	DEU	ITC-C28031 KBF38275	Maranello/TM/Vega	6	48.136	0.658	6	
10	415	Rouven Wilk	DEU	Mach1 Motorsport	DEU	ITE35449 KBF39310	Mach1/TM/Vega	6	48.404	0.926	4	
11	505	Luca Colella	DEU	APEX Performance Racing Team	DEU	ITE21369 KBF38438	Maranello/TM/Vega	6	48.429	0.951	6	
12	417	Emanuel Mai	DEU	Solgat Motorsport	DEU	ITE 16484 KBF42332	Birel ART/TM/Vega	6	48.471	0.993	6	
13	452	Erik Müller	DEU	Mach1 Motorsport	DEU	ITE 17884 BIC20651	Mach1/TM /Vega	6	48.508	1.030	6	
14	516	Gianina Prisching	AUT	BIREL ART RACING KSW	AUT	ITEJK2241 IBLBK102	BirelArt/TM /Vega	6	48.520	1.042	4	
15	429	Adrian Martinz	AUT	BIREL ART RACING KSW	AUT	ITEJK2072 IBLBK 102	Birel ART/TM/Vega	6	48.610	1.132	5	
16	509	Domantas Knyva	LTU	Dream 2 Drive	LTU	IABS2024-ITE/016 IBL2024-KLJ09	Formula K/TM/Vega	6	48.675	1.197	6	
17	420	Nathalie Kreitz	DEU	VDB Kart Racing	DEU	ITE 14979 KBF10478	Birel ART/TM/Vega	6	48.732	1.254	5	
18	425	Noah Gounot	DEU	Solgat Motorsport	DEU	NKA30555 KBF42332	Birel ART/TM/Vega	6	48.741	1.263	4	
19	444	Lars Ossenbeck	DEU	ADAC Niedersachsen/Sachsen-Anhalt e.V.	DEU	ITE 38498 BIC38443	Maranello/TM/Vega	4	48.790	1.312	4	
20	416	Jayden Gushiken	DEU	7L-Performance	DEU	NKA41655 KBF38668	Tony Kart /TM /Vega	6	48.801	1.323	6	
21	433	Alexander Richter	DEU	Team NKS	DEU	ITE 42057 BIC29153	DR/Modena/Vega	6	49.325	1.847	6	
22	424	Noah Kaltenbach	DEU	7L-Performance	DEU	ITE 41550 KBF38668	Tony Kart/TM /Vega	6	49.337	1.859	6	
23	409	Lovasz Balint	HUN	VIA-SPEED KFT	HUN	ITE6627 IBL542	Croc Promotion/TM/Vega	6	49.362	1.884	6	
24	422	Chris Vandebroek	DEU	VDB Kart Racing	DEU	ITE 10367 KBF10478	Birel ART/TM/Vega	3	49.442	1.964	3	


Timekeeper  
M.Riehmers

Race Director  
H.Seidel

Page 1/1

These results are provisional until the conclusion of any judicial and technical matters!

Printed: 16.06.2024 / 08:08



INT. ADAC Kartrennen Wackersdorf

DSKC - KZ2

Pro Kart Raceland Wackersdorf 1,190 Km

Warm Up Super Heat A

16.06.2024 08:00

Practice (6:00 Time) started at 8:00:08

Lap	Time of Day	Lap Tm	Diff	S1 Tm	S2 Tm	S3 Tm
<b>(442) Maximilian Schleimer</b>						
1	8:02:21.165	<b>57.407</b>	+9.929	21.687	18.598	17.122
2	8:03:13.178	<b>52.013</b>	+4.535	19.685	17.129	15.199
3	8:04:01.347	<b>48.169</b>	+0.691	17.225	16.111	14.833
4	8:04:49.016	<b>47.669</b>	+0.191	17.041	15.876	14.752
5	8:05:36.494	<b>47.478</b>		<b>17.034</b>	<b>15.801</b>	<b>14.643</b>
6	8:06:24.083	<b>47.589</b>	+0.111	17.037	15.896	14.656
<b>(414) Ken Algre</b>						
1	8:02:13.085	<b>55.559</b>	+8.065	20.934	18.355	16.270
2	8:03:03.228	<b>50.143</b>	+2.649	18.542	16.508	15.093
3	8:03:51.477	<b>48.249</b>	+0.755	17.339	16.068	14.842
4	8:04:39.300	<b>47.823</b>	+0.329	17.152	15.891	14.780
5	8:05:26.893	<b>47.593</b>	+0.099	17.036	15.882	14.675
6	8:06:14.387	<b>47.494</b>		<b>16.989</b>	<b>15.832</b>	<b>14.673</b>
<b>(431) Simon Rechenmacher</b>						
1	8:02:41.211	<b>49.254</b>	+1.495	18.055	16.237	14.962
2	8:03:29.334	<b>48.123</b>	+0.364	17.300	16.023	<b>14.800</b>
3	8:04:17.601	<b>48.267</b>	+0.508	17.373	15.999	14.895
4	8:05:05.426	<b>47.825</b>	+0.066	<b>17.086</b>	15.871	14.868
5	8:05:53.185	<b>47.759</b>		<b>17.087</b>	<b>15.850</b>	14.822
6	8:06:42.512	<b>49.327</b>	+1.568	17.201	15.929	16.197
<b>(423) Claudia Henning</b>						
1	8:02:21.361	<b>53.293</b>	+5.481	20.119	17.610	15.564
2	8:03:10.491	<b>49.130</b>	+1.318	17.747	16.429	14.954
3	8:03:59.063	<b>48.572</b>	+0.760	17.449	16.206	14.917
4	8:04:47.542	<b>48.479</b>	+0.667	17.177	16.280	15.022
5	8:05:35.454	<b>47.912</b>	+0.100	<b>17.160</b>	15.988	14.764
6	8:06:23.266	<b>47.812</b>		<b>17.099</b>	<b>15.983</b>	<b>14.730</b>
<b>(426) Slep Kuypers</b>						
1	8:04:22.116	<b>2:48.843</b>	+2:01.016	2:14.038	18.814	15.991
2	8:05:10.948	<b>48.832</b>	+1.005	17.823	16.091	14.918
3	8:05:58.775	<b>47.827</b>		<b>17.223</b>	<b>15.863</b>	<b>14.741</b>
4	8:06:46.679	<b>47.904</b>	+0.077	<b>17.119</b>	15.998	14.787
<b>(466) Maximilian Schreyer</b>						
1	8:02:05.941	<b>52.185</b>	+4.324	19.519	17.181	15.485
2	8:02:54.949	<b>49.008</b>	+1.147	17.654	16.301	15.053
3	8:03:43.231	<b>48.282</b>	+0.421	17.399	16.019	14.864
4	8:04:31.287	<b>48.056</b>	+0.195	17.238	15.989	14.829
5	8:05:19.284	<b>47.997</b>	+0.136	<b>17.097</b>	16.084	14.816
6	8:06:07.145	<b>47.861</b>		<b>17.221</b>	<b>15.915</b>	<b>14.725</b>
7	8:06:55.013	<b>47.868</b>	+0.007	17.176	15.940	14.752
<b>(419) Dominik Reuters</b>						
1	8:02:36.254	<b>50.139</b>	+2.258	18.570	16.530	15.039
2	8:03:24.445	<b>48.191</b>	+0.310	17.314	16.040	14.837
3	8:04:12.606	<b>48.161</b>	+0.280	17.328	15.976	14.857
4	8:05:00.563	<b>47.957</b>	+0.076	17.266	<b>15.897</b>	<b>14.794</b>
5	8:05:48.444	<b>47.881</b>		<b>17.147</b>	15.920	14.814
6	8:06:36.605	<b>48.161</b>	+0.280	17.202	16.152	14.807
<b>(410) Maurice Schenck</b>						
1	8:02:21.397	<b>57.374</b>	+9.347	21.673	18.580	17.121
2	8:03:13.515	<b>52.118</b>	+4.091	19.742	17.241	15.135
3	8:04:02.121	<b>48.606</b>	+0.579	17.407	16.267	14.932
4	8:04:50.148	<b>48.027</b>		<b>17.249</b>	<b>15.970</b>	<b>14.808</b>
5	8:05:38.226	<b>48.078</b>	+0.051	<b>17.210</b>	16.019	14.849
6	8:06:26.402	<b>48.176</b>	+0.149	17.239	16.059	14.878
<b>(430) Andreas Dresen</b>						
1	8:02:25.106	<b>1:00.193</b>	+12.057	22.493	19.256	18.444
2	8:03:21.920	<b>56.814</b>	+8.678	19.164	17.225	20.425
3	8:04:12.327	<b>50.407</b>	+2.271	18.326	16.690	15.391
4	8:05:01.610	<b>49.283</b>	+1.147	17.899	16.350	15.034
5	8:05:49.997	<b>48.387</b>	+0.251	17.318	16.136	14.933
6	8:06:38.133	<b>48.136</b>		<b>17.202</b>	<b>16.052</b>	<b>14.882</b>
<b>(415) Rouven Wilk</b>						
1	8:02:29.198	<b>1:12.227</b>	+23.823	39.537	17.304	15.386

Lap	Time of Day	Lap Tm	Diff	S1 Tm	S2 Tm	S3 Tm
2	8:03:19.173	<b>49.975</b>	+1.571	18.233	16.599	15.143
3	8:04:08.006	<b>48.833</b>	+0.429	17.560	16.290	14.983
4	8:04:56.410	<b>48.404</b>		<b>17.319</b>	<b>16.184</b>	<b>14.901</b>
5	8:05:45.479	<b>49.069</b>	+0.665	17.710	16.369	14.990
6	8:06:34.148	<b>48.669</b>	+0.265	17.330	16.419	14.920
<b>(505) Luca Colella</b>						
1	8:02:21.684	<b>53.481</b>	+5.052	20.409	17.386	15.686
2	8:03:12.736	<b>51.052</b>	+2.623	18.806	16.990	15.256
3	8:04:02.852	<b>50.116</b>	+1.687	17.956	16.987	15.173
4	8:04:51.510	<b>48.658</b>	+0.229	17.445	16.234	14.979
5	8:05:40.225	<b>48.715</b>	+0.286	17.550	<b>16.108</b>	15.057
6	8:06:28.654	<b>48.429</b>		<b>17.358</b>	16.136	<b>14.935</b>
<b>(417) Emanuel Mai</b>						
1	8:02:27.480	<b>53.365</b>	+4.894	19.472	17.551	16.342
2	8:03:17.039	<b>49.559</b>	+1.088	17.938	16.326	15.295
3	8:04:06.149	<b>49.110</b>	+0.639	17.794	16.335	14.981
4	8:04:54.997	<b>48.848</b>	+0.377	<b>17.440</b>	16.254	15.154
5	8:05:43.959	<b>48.962</b>	+0.491	17.609	16.326	15.027
6	8:06:32.430	<b>48.471</b>		17.457	<b>16.107</b>	<b>14.907</b>
<b>(452) Erik Müller</b>						
1	8:02:27.279	<b>52.097</b>	+3.589	19.066	17.369	15.662
2	8:03:16.849	<b>49.570</b>	+1.062	17.674	16.631	15.265
3	8:04:05.756	<b>48.907</b>	+0.399	17.627	16.203	15.077
4	8:04:54.606	<b>48.850</b>	+0.342	<b>17.527</b>	16.232	15.091
5	8:05:43.712	<b>49.106</b>	+0.598	17.714	16.433	<b>14.959</b>
6	8:06:32.220	<b>48.508</b>		17.530	<b>16.019</b>	14.959
<b>(516) Gianina Prisching</b>						
1	8:02:22.406	<b>53.995</b>	+5.475	20.624	17.523	15.848
2	8:03:14.268	<b>51.862</b>	+3.342	19.094	17.233	15.535
3	8:04:03.382	<b>49.114</b>	+0.594	17.678	16.320	15.116
4	8:04:51.902	<b>48.520</b>		<b>17.405</b>	<b>16.162</b>	14.953
5	8:05:40.719	<b>48.817</b>	+0.297	17.544	16.333	<b>14.940</b>
6	8:06:30.409	<b>49.690</b>	+1.170	18.193	16.382	15.115
<b>(429) Adrian Martinz</b>						
1	8:02:15.792	<b>52.378</b>	+3.763	19.218	17.533	15.622
2	8:03:05.737	<b>49.945</b>	+1.335	17.909	16.782	15.254
3	8:03:55.021	<b>49.284</b>	+0.674	17.564	16.618	15.102
4	8:04:44.107	<b>49.086</b>	+0.476	17.776	16.286	<b>15.024</b>
5	8:05:32.717	<b>48.610</b>		<b>17.333</b>	16.242	15.035
6	8:06:21.372	<b>48.655</b>	+0.045	17.349	<b>16.239</b>	15.067
<b>(509) Domantas Knyva</b>						
1	8:02:14.802	<b>54.123</b>	+5.448	20.523	17.793	15.807
2	8:03:05.082	<b>50.280</b>	+1.605	18.078	16.815	15.387
3	8:03:54.513	<b>49.431</b>	+0.756	17.701	16.463	15.267
4	8:04:43.520	<b>49.007</b>	+0.332	17.624	16.295	15.088
5	8:05:32.421	<b>48.901</b>	+0.226	17.657	16.206	<b>15.038</b>
6	8:06:21.096	<b>48.675</b>		<b>17.422</b>	<b>16.201</b>	15.052
<b>(420) Nathalie Kreitz</b>						
1	8:02:28.545	<b>56.261</b>	+7.529	20.472	19.189	16.600
2	8:03:20.358	<b>51.813</b>	+3.081	19.158	17.098	15.557
3	8:04:10.159	<b>49.801</b>	+1.069	18.088	16.524	15.189
4	8:04:59.398	<b>49.239</b>	+0.507	17.683	16.397	15.159
5	8:05:48.130	<b>48.732</b>		17.432	<b>16.239</b>	15.061
6	8:06:37.011	<b>48.881</b>	+0.149	<b>17.327</b>	16.527	<b>15.027</b>
<b>(425) Noah Gounot</b>						
1	8:02:27.744	<b>53.432</b>	+4.691	19.522	17.606	16.304
2	8:03:17.590	<b>49.846</b>	+1.105	18.161	16.577	15.108
3	8:04:06.861	<b>49.271</b>	+0.530	17.801	16.363	15.107
4	8:04:55.602	<b>48.741</b>		17.509	<b>16.208</b>	15.024
5	8:05:45.150	<b>49.548</b>	+0.807	18.215	16.407	14.926
6	8:06:34.333	<b>49.183</b>	+0.442	<b>17.439</b>	16.841	<b>14.903</b>
<b>(444) Lars Ossenbeck</b>						
1	8:02:23.627	<b>52.267</b>	+3.477	18.709	17.515	16.043
2	8:03:14.692	<b>51.065</b>	+2.275	18.356	17.026	15.683
3	8:04:04.261	<b>49.569</b>	+0.779	17.890	16.550	15.129

Orbits





INT. ADAC Kartrennen Wackersdorf

DSKC - KZ2


Pro Kart Raceland Wackersdorf 1,190 Km

Warm Up Super Heat A

16.06.2024 08:00

Practice (6:00 Time) started at 8:00:08

Lap	Time of Day	Lap Tm	Diff	S1 Tm	S2 Tm	S3 Tm	Lap	Time of Day	Lap Tm	Diff	S1 Tm	S2 Tm	S3 Tm
4	8:04:53.051	<b>48.790</b>		17.439	<b>16.338</b>	15.013							
<b>(416) Jayden Gushiken</b>													
1	8:02:26.547	<b>53.539</b>	+4.738	20.030	17.936	15.573							
2	8:03:16.661	<b>50.114</b>	+1.313	18.041	16.799	15.274							
3	8:04:06.625	<b>49.964</b>	+1.163	18.088	16.719	15.157							
4	8:04:55.450	<b>48.825</b>	+0.024	<b>17.456</b>	16.213	15.156							
5	8:05:44.765	<b>49.315</b>	+0.514	18.016	16.206	15.093							
6	8:06:33.566	<b>48.801</b>		17.597	<b>16.180</b>	<b>15.024</b>							
<b>(433) Alexander Richter</b>													
1	8:02:23.293	<b>57.992</b>	+8.667	22.318	19.459	16.215							
2	8:03:15.734	<b>52.441</b>	+3.116	18.499	17.512	16.430							
3	8:04:05.483	<b>49.749</b>	+0.424	17.805	16.738	15.206							
4	8:04:55.130	<b>49.647</b>	+0.322	<b>17.623</b>	16.568	15.456							
5	8:05:44.626	<b>49.496</b>	+0.171	17.825	16.500	15.171							
6	8:06:33.951	<b>49.325</b>		17.839	<b>16.495</b>	<b>14.991</b>							
<b>(424) Noah Kaltenbach</b>													
1	8:02:21.597	<b>56.580</b>	+7.243	21.352	18.736	16.492							
2	8:03:14.197	<b>52.600</b>	+3.263	18.891	18.044	15.665							
3	8:04:04.604	<b>50.407</b>	+1.070	18.239	16.875	15.293							
4	8:04:54.527	<b>49.923</b>	+0.586	17.731	16.510	15.682							
5	8:05:45.918	<b>51.391</b>	+2.054	19.152	16.891	15.348							
6	8:06:35.255	<b>49.337</b>		<b>17.675</b>	<b>16.451</b>	<b>15.211</b>							
<b>(409) Lovasz Balint</b>													
1	8:02:24.017	<b>58.102</b>	+8.740	23.270	18.712	16.120							
2	8:03:15.104	<b>51.087</b>	+1.725	18.347	17.107	15.633							
3	8:04:04.836	<b>49.732</b>	+0.370	17.890	16.577	15.265							
4	8:04:54.414	<b>49.578</b>	+0.216	<b>17.687</b>	<b>16.460</b>	15.431							
5	8:05:47.031	<b>52.617</b>	+3.255	17.706	19.022	15.889							
6	8:06:36.393	<b>49.362</b>		17.708	16.470	<b>15.184</b>							
<b>(422) Chris Vandebroek</b>													
1	8:02:15.084	<b>54.169</b>	+4.727	21.168	17.213	15.788							
2	8:03:05.285	<b>50.201</b>	+0.759	18.029	16.860	15.312							
3	8:03:54.727	<b>49.442</b>		<b>17.729</b>	<b>16.502</b>	<b>15.211</b>							



### DSKC - KZ2

### Warm Up Super Heat B

Track length: 1.190 Km

Session Started: 8:11:37

Best Lap by: 440 - Enzo Bol - 47.497

Rank	#	Driver	Nat	Sponsor Entrant	Nat	License E-License	Make	laps	Best Lap	Diff	In Lap	Penalty
1	440	Enzo Bol		SP Motorsport		ITE42526 IBL47253	KR/TM/Vega	7	47.497		3	
2	436	Cedric Malk		Millennium Racing		ITE1350 KBF38042	Tony Kart/TM/Vega	7	47.710	0.213	3	
3	507	Jeroen Bos		SP Motorsport		ITE21799 IBL47253	KR/TM Racing/Vega	6	47.711	0.214	3	
4	428	Lukas Reiböck		BIRELART RACING KSW		ITEJK2158 IBLBK 102	Birel ART/TM/VEGA	6	47.756	0.259	6	
5	408	Florian Breitenbach		Maranello SRP Factory Team		ITE 16880 KBF38275	Maranello/TM /Vega	7	47.800	0.303	3	
6	477	Dion van Werven		Wifred van Werven		ITE49844 EL50365	CRG/TM/Vega	7	47.826	0.329	7	
7	427	Emma Felbermayr		TB Racing Team		ITEJK2003 KBF38262	KR/TM/Vega	7	47.947	0.450	5	
8	502	Louis Binder		BRM RACING FACTORY S.R.L.		ITE34543 IBL462163	BRM/TM/Vega	6	48.038	0.541	6	
9	407	Anders Elkjaer		Maranello SRP Factory Team		ITE902 KBF38275	Maranello/TM/Vega	6	48.040	0.543	5	
10	411	Philipp Salzmann		TB Racing Team		ITE40074 KBF38262	KR/TM/Vega	7	48.061	0.564	6	
11	468	Rick Hartmann		MSC -Langenfeld e.V. im ADAC Falcon Racing Team		ITD-C18598 12133007	Falcon/TM/Vega	6	48.064	0.567	6	
12	514	Jeffrey Fikse		Jeffrey Fikse		ITE40615 IDC40615	Maranello /TM/Vega	6	48.123	0.626	6	
13	485	Maximilian Spirk		Dörr Motorsport		ITE33771 BIF38420	KR/IAME/Vega	6	48.130	0.633	5	
14	437	Felix Wischlitzki		ADAC Mittelrhein e.V. RMW Motorsport		ITE 15497 BIC39010	Tony-Kart/TM/Vega	6	48.165	0.668	6	
15	512	Oskar Steinbach		Kartshop Ampfing		NKA41241 KBF25142	Birel/TM/Vega	6	48.210	0.713	5	
16	513	Edoardo Mormorelli		Maranello SRP Factory Team		ITE499685 BIC38275	Maranello/TM/Vega	6	48.229	0.732	5	
17	455	Tim Schott		TB Racing Team		NKA16563 KBF38262	KR/TM/Vega	6	48.259	0.762	5	
18	412	Ajdin Jatic		Falcon Racing Team		ITE52317 12131007	Falcon/TM/Vega	7	48.273	0.776	6	
19	434	Marcel Ernst		NB Motorsport		NKA25485 38954	Lenzokart/TM/Vega	6	48.329	0.832	3	
20	418	Noah Höß		Solgat Motorsport		ITE 19884 BIF42332	Birel ART/TM/Vega	6	48.391	0.894	3	
21	454	Markus Rausch		Markus Rausch		ITE 11242 IDC11242	Maranello/TM/Vega	6	48.533	1.036	4	
22	406	Christian Breiter		ADAC Niersachsen/Sachsen-Anhalt e.V.		NKA16756 BIC38443	Maranello/TM/Vega	6	48.913	1.416	5	
23	511	Mario Lauer		NEES RACING		ITG25003 KBF38362	Maranello/TM/Vega	2	48.955	1.458	2	
24	515	Edgaras Kelmas		Paske Racing		ITE2024-ITE/003 IBL2024-KL/05	Maranello/TM /Vega	5	50.416	2.919	4	


Timekeeper  
M.Riehmers

Race Director  
H.Seidel

Page 1/1

These results are provisional until the conclusion of any judicial and technical matters!

Printed: 16.06.2024 / 08:18



INT. ADAC Kartrennen Wackersdorf

DSKC - KZ2

Pro Kart Raceland Wackersdorf 1,190 Km

Warm Up Super Heat B

16.06.2024 08:11

Practice (6:00 Time) started at 8:11:37

Lap	Time of Day	Lap Tm	Diff	S1 Tm	S2 Tm	S3 Tm
<b>(440) Enzo Bol</b>						
1	8:13:34.289	<b>51.346</b>	+3.849	19.495	16.551	15.300
2	8:14:22.214	<b>47.925</b>	+0.428	17.226	15.941	<b>14.758</b>
3	8:15:09.711	<b>47.497</b>		<b>16.999</b>	<b>15.737</b>	14.761
4	8:15:58.918	<b>49.207</b>	+1.710	17.472	16.624	15.111
5	8:16:46.617	<b>47.699</b>	+0.202	17.048	15.857	14.794
6	8:17:34.479	<b>47.862</b>	+0.365	17.219	15.861	14.782
7	8:18:23.486	<b>49.007</b>	+1.510	17.121	15.840	16.046

Lap	Time of Day	Lap Tm	Diff	S1 Tm	S2 Tm	S3 Tm
<b>(436) Cedric Malk</b>						
1	8:13:34.426	<b>50.631</b>	+2.921	18.760	16.660	15.211
2	8:14:22.670	<b>48.244</b>	+0.534	17.290	16.096	14.858
3	8:15:10.380	<b>47.710</b>		17.050	<b>15.890</b>	<b>14.770</b>
4	8:15:59.218	<b>48.838</b>	+1.128	17.038	16.986	14.814
5	8:16:46.957	<b>47.739</b>	+0.029	<b>17.015</b>	15.937	14.787
6	8:17:34.816	<b>47.859</b>	+0.149	17.051	15.993	14.815
7	8:18:23.528	<b>48.712</b>	+1.002	17.047	16.004	15.661

Lap	Time of Day	Lap Tm	Diff	S1 Tm	S2 Tm	S3 Tm
<b>(507) Jeroen Bos</b>						
1	8:13:42.959	<b>52.541</b>	+4.830	19.772	17.472	15.297
2	8:14:31.400	<b>48.441</b>	+0.730	17.503	16.022	14.916
3	8:15:19.111	<b>47.711</b>		17.096	<b>15.850</b>	<b>14.765</b>
4	8:16:06.923	<b>47.812</b>	+0.101	17.116	15.888	14.808
5	8:16:54.893	<b>47.970</b>	+0.259	17.204	15.982	14.784
6	8:17:42.609	<b>47.716</b>	+0.005	<b>17.040</b>	15.897	14.779

Lap	Time of Day	Lap Tm	Diff	S1 Tm	S2 Tm	S3 Tm
<b>(428) Lukas Reiböck</b>						
1	8:13:40.441	<b>49.895</b>	+2.139	18.458	16.341	15.096
2	8:14:28.927	<b>48.486</b>	+0.730	17.565	16.033	14.888
3	8:15:16.928	<b>48.001</b>	+0.245	17.188	15.919	14.894
4	8:16:04.895	<b>47.967</b>	+0.211	17.242	15.843	14.882
5	8:16:52.748	<b>47.853</b>	+0.097	17.253	15.862	<b>14.738</b>
6	8:17:40.504	<b>47.756</b>		<b>17.124</b>	<b>15.833</b>	14.799

Lap	Time of Day	Lap Tm	Diff	S1 Tm	S2 Tm	S3 Tm
<b>(408) Florian Breitenbach</b>						
1	8:13:31.294	<b>50.617</b>	+2.817	18.713	16.776	15.128
2	8:14:19.418	<b>48.124</b>	+0.324	17.375	15.964	14.785
3	8:15:07.218	<b>47.800</b>		<b>17.118</b>	<b>15.912</b>	14.770
4	8:15:55.326	<b>48.108</b>	+0.308	17.385	15.941	14.782
5	8:16:43.613	<b>48.287</b>	+0.487	17.466	16.026	14.795
6	8:17:31.521	<b>47.908</b>	+0.108	17.170	15.977	<b>14.761</b>
7	8:18:19.506	<b>47.985</b>	+0.185	17.144	15.940	14.901

Lap	Time of Day	Lap Tm	Diff	S1 Tm	S2 Tm	S3 Tm
<b>(477) Dion van Werven</b>						
1	8:13:29.094	<b>51.838</b>	+4.012	19.471	16.864	15.503
2	8:14:18.381	<b>49.287</b>	+1.461	17.818	16.385	15.084
3	8:15:07.169	<b>48.788</b>	+0.962	17.472	16.303	15.013
4	8:15:55.687	<b>48.518</b>	+0.692	17.223	15.963	14.832
5	8:16:44.357	<b>48.670</b>	+0.844	17.286	16.051	15.333
6	8:17:32.282	<b>47.925</b>	+0.099	17.119	15.950	14.856
7	8:18:20.108	<b>47.826</b>		<b>17.084</b>	<b>15.946</b>	<b>14.796</b>

Lap	Time of Day	Lap Tm	Diff	S1 Tm	S2 Tm	S3 Tm
<b>(427) Emma Felbermayr</b>						
1	8:13:32.738	<b>50.111</b>	+2.164	18.755	16.292	15.064
2	8:14:20.981	<b>48.243</b>	+0.296	17.307	16.041	14.895
3	8:15:09.100	<b>48.119</b>	+0.172	17.324	16.004	<b>14.791</b>
4	8:15:57.186	<b>48.086</b>	+0.139	17.273	15.950	14.863
5	8:16:45.133	<b>47.947</b>		17.202	<b>15.947</b>	14.798
6	8:17:33.303	<b>48.170</b>	+0.223	17.371	15.997	14.802
7	8:18:21.518	<b>48.215</b>	+0.268	<b>17.140</b>	16.226	14.849

Lap	Time of Day	Lap Tm	Diff	S1 Tm	S2 Tm	S3 Tm
<b>(502) Louis Binder</b>						
1	8:14:07.838	<b>58.770</b>	+10.732	22.319	18.914	17.537
2	8:15:00.526	<b>52.688</b>	+4.650	19.393	17.173	16.122
3	8:15:51.035	<b>50.509</b>	+2.471	17.672	16.406	16.431
4	8:16:40.088	<b>49.053</b>	+1.015	17.846	16.140	15.067
5	8:17:28.358	<b>48.270</b>	+0.232	17.258	16.063	14.949
6	8:18:16.396	<b>48.038</b>		<b>17.230</b>	<b>15.944</b>	<b>14.864</b>

Lap	Time of Day	Lap Tm	Diff	S1 Tm	S2 Tm	S3 Tm
<b>(407) Anders Elkjaer</b>						
1	8:13:45.267	<b>52.530</b>	+4.490	19.460	17.338	15.732
2	8:14:34.061	<b>48.794</b>	+0.754	17.742	16.070	14.982
3	8:15:22.125	<b>48.064</b>	+0.024	17.281	<b>15.892</b>	<b>14.891</b>

Lap	Time of Day	Lap Tm	Diff	S1 Tm	S2 Tm	S3 Tm
4	8:16:10.443	<b>48.318</b>	+0.278	17.198	16.142	14.978
5	8:16:58.483	<b>48.040</b>		<b>17.153</b>	15.955	14.932
6	8:17:46.652	<b>48.169</b>	+0.129	17.291	15.915	14.963

Lap	Time of Day	Lap Tm	Diff	S1 Tm	S2 Tm	S3 Tm
<b>(411) Philipp Salzmann</b>						
1	8:13:31.774	<b>50.716</b>	+2.655	18.638	16.716	15.362
2	8:14:20.426	<b>48.652</b>	+0.591	17.419	16.271	14.962
3	8:15:08.881	<b>48.455</b>	+0.394	17.456	16.119	14.880
4	8:15:57.470	<b>48.589</b>	+0.528	17.281	16.313	14.995
5	8:16:45.872	<b>48.402</b>	+0.341	17.402	16.172	14.828
6	8:17:33.933	<b>48.061</b>		<b>17.248</b>	<b>15.992</b>	<b>14.821</b>
7	8:18:24.912	<b>50.979</b>	+2.918	17.329	16.386	17.264

Lap	Time of Day	Lap Tm	Diff	S1 Tm	S2 Tm	S3 Tm
<b>(468) Rick Hartmann</b>						
1	8:13:39.061	<b>50.030</b>	+1.966	18.507	16.474	15.049
2	8:14:27.584	<b>48.523</b>	+0.459	17.351	16.147	15.025
3	8:15:16.015	<b>48.431</b>	+0.367	17.377	16.138	14.916
4	8:16:04.544	<b>48.529</b>	+0.465	17.297	16.118	15.114
5	8:16:52.976	<b>48.432</b>	+0.368	17.306	16.288	14.838
6	8:17:41.040	<b>48.064</b>		<b>17.238</b>	<b>15.993</b>	<b>14.833</b>

Lap	Time of Day	Lap Tm	Diff	S1 Tm	S2 Tm	S3 Tm
<b>(514) Jeffrey Fikse</b>						
1	8:13:43.471	<b>50.145</b>	+2.022	18.506	16.520	15.119
2	8:14:32.309	<b>48.838</b>	+0.715	17.536	16.178	15.124
3	8:15:20.608	<b>48.299</b>	+0.176	17.264	16.072	14.963
4	8:16:09.046	<b>48.438</b>	+0.315	17.302	16.182	14.954
5	8:16:57.426	<b>48.380</b>	+0.257	17.275	16.131	14.974
6	8:17:45.549	<b>48.123</b>		<b>17.223</b>	<b>16.010</b>	<b>14.890</b>

Lap	Time of Day	Lap Tm	Diff	S1 Tm	S2 Tm	S3 Tm
<b>(485) Maximilian Spirkel</b>						
1	8:13:46.184	<b>51.117</b>	+2.987	19.176	16.728	15.213
2	8:14:35.535	<b>49.351</b>	+1.221	17.969	16.371	15.011
3	8:15:24.544	<b>49.009</b>	+0.879	17.539	16.440	15.030
4	8:16:12.799	<b>48.255</b>	+0.125	17.253	16.059	14.943
5	8:17:00.929	<b>48.130</b>		17.255	16.010	<b>14.865</b>
6	8:17:49.099	<b>48.170</b>	+0.040	<b>17.199</b>	<b>15.987</b>	14.984

Lap	Time of Day	Lap Tm	Diff	S1 Tm	S2 Tm	S3 Tm
<b>(437) Felix Wischlitzki</b>						
1	8:13:34.745	<b>51.703</b>	+3.538	20.084	16.615	15.004
2	8:14:23.124	<b>48.379</b>	+0.214	17.580	<b>15.963</b>	<b>14.836</b>
3	8:15:12.718	<b>49.594</b>	+1.429	18.320	16.170	15.104
4	8:16:00.950	<b>48.232</b>	+0.067	17.244	16.101	14.887
5	8:16:49.771	<b>48.821</b>	+0.656	17.866	16.033	14.922
6	8:17:37.936	<b>48.165</b>		<b>17.135</b>	16.072	14.958

Lap	Time of Day	Lap Tm	Diff	S1 Tm	S2 Tm	S3 Tm
<b>(512) Oskar Steinbach</b>						
1	8:13:44.441	<b>50.870</b>	+2.660	18.995	16.678	15.197
2	8:14:33.119	<b>48.678</b>	+0.468	17.471	16.210	14.997
3	8:15:21.546	<b>48.427</b>	+0.217	17.317	16.149	14.961
4	8:16:10.700	<b>49.154</b>	+0.944	<b>17.257</b>	16.262	15.635
5	8:16:58.910	<b>48.210</b>		17.297	<b>16.006</b>	<b>14.907</b>
6	8:17:47.264	<b>48.354</b>	+0.144	17.401	16.024	14.929

Lap	Time of Day	Lap Tm	Diff	S1 Tm	S2 Tm	S3 Tm
<b>(513) Edoardo Mormorelli</b>						
1	8:13:47.552	<b>51.900</b>	+3.671	19.353	16.967	15.580
2	8:14:36.399	<b>48.847</b>	+0.618	17.535	16.289	15.023
3	8:15:24.891	<b>48.492</b>	+0.263	<b>17.207</b>	16.125	15.160
4	8:16:13.290</					

INT. ADAC Kartrennen Wackersdorf

DSKC - KZ2

Pro Kart Raceland Wackersdorf 1,190 Km

Warm Up Super Heat B

16.06.2024 08:11

Practice (6:00 Time) started at 8:11:37

Lap	Time of Day	Lap Tm	Diff	S1 Tm	S2 Tm	S3 Tm	Lap	Time of Day	Lap Tm	Diff	S1 Tm	S2 Tm	S3 Tm
5	8:16:49.464	<b>48.357</b>	+0.084	17.359	<b>16.126</b>	<b>14.872</b>							
6	8:17:37.737	<b>48.273</b>		<b>17.245</b>	16.148	14.880							
7	8:18:27.332	<b>49.595</b>	+1.322	17.258	16.229	16.108							

(434) Marcel Ernst

1	8:13:40.928	<b>50.144</b>	+1.815	18.610	16.326	15.208
2	8:14:29.734	<b>48.806</b>	+0.477	17.694	16.059	15.053
3	8:15:18.063	<b>48.329</b>		17.419	<b>15.900</b>	<b>15.010</b>
4	8:16:06.837	<b>48.774</b>	+0.445	17.388	16.273	15.113
5	8:16:55.665	<b>48.828</b>	+0.499	17.605	16.019	15.204
6	8:17:44.202	<b>48.537</b>	+0.208	<b>17.360</b>	16.032	15.145

(418) Noah Höb

1	8:13:48.251	<b>51.753</b>	+3.362	19.367	17.159	15.227
2	8:14:36.914	<b>48.663</b>	+0.272	17.477	16.248	14.938
3	8:15:25.305	<b>48.391</b>		<b>17.352</b>	16.068	14.971
4	8:16:13.753	<b>48.448</b>	+0.057	17.525	<b>16.044</b>	<b>14.879</b>
5	8:17:02.172	<b>48.419</b>	+0.028	17.374	16.097	14.948
6	8:18:20.571	<b>1:18.399</b>	+30.008	17.444	43.430	17.525

(454) Markus Rausch

1	8:13:50.948	<b>51.606</b>	+3.073	19.399	16.910	15.297
2	8:14:40.718	<b>49.770</b>	+1.237	17.890	16.426	15.454
3	8:15:29.521	<b>48.803</b>	+0.270	17.624	16.233	<b>14.946</b>
4	8:16:18.054	<b>48.533</b>		17.372	<b>16.181</b>	14.980
5	8:17:06.761	<b>48.707</b>	+0.174	<b>17.288</b>	16.339	15.080
6	8:17:55.503	<b>48.742</b>	+0.209	17.498	16.253	14.991

(406) Christian Breiter

1	8:13:45.940	<b>52.856</b>	+3.943	20.229	17.342	15.285
2	8:14:35.325	<b>49.385</b>	+0.472	17.932	16.427	15.026
3	8:15:25.144	<b>49.819</b>	+0.906	<b>17.597</b>	17.103	15.119
4	8:16:14.628	<b>49.484</b>	+0.571	18.007	16.447	15.030
5	8:17:03.541	<b>48.913</b>		17.609	<b>16.266</b>	15.038
6	8:17:52.598	<b>49.057</b>	+0.144	17.683	16.397	<b>14.977</b>

(511) Mario Lauer

1	8:16:55.399	<b>49.805</b>	+0.850	18.175	16.534	<b>15.096</b>
2	8:17:44.354	<b>48.955</b>		<b>17.323</b>	<b>16.145</b>	15.487

(515) Edgaras Kelmas

1	8:13:40.363	<b>52.376</b>	+1.960	19.862	16.986	15.528
2	8:14:33.473	<b>53.110</b>	+2.694	18.669	17.705	16.736
3	8:16:07.713	<b>1:34.240</b>	+43.824	1:01.597	16.857	15.786
4	8:16:58.129	<b>50.416</b>		<b>18.024</b>	<b>16.407</b>	15.985
5	8:17:49.094	<b>50.965</b>	+0.549	19.037	16.505	<b>15.423</b>





### DSKC - KZ2

### Super Heat Group A

Track length: 1.190 Km

Race Started: 9:45:00

Best Lap by: 442 - Maximilian Schleimer - 47.648

Rank	#	Driver	Nat	Sponsor Entrant	Nat	License E-License	Make	laps	T. Time Diff	Best Lap	Penalty	Points
1	0	442 Maximilian Schleimer	DEU	ADAC Mittelrhein e.V. Maranello SRP Factory Team	DEU	ITE 11572 KBF38275	Maranello/TM/Vega	16	12:51.072	47.648		75
2	0	423 Claudia Henning	DEU	Henning Claudia	DEU	ITE 11645 IDC11645	Birel ART/TM/Vega	16	12:51.305 0.233	47.714		69
3	0	431 Simon Rechenmacher	DEU	TB Racing Team	DEU	ITE 38327 KBF38262	KR/TM/Vega	16	12:52.821 1.749	47.749		63
4	1	466 Maximilian Schreyer	DEU	Maranello SRP Factory Team	DEU	ITE 31254 BIC38275	Maranello/TM /Vega	16	12:57.312 6.240	47.988		57
5	9	417 Emanuel Mai	DEU	Solgat Motorsport	DEU	ITE 16484 KBF42332	Birel ART/TM/Vega	16	12:57.605 6.533	47.770		51
6	-2	419 Dominik Reuters	DEU	Dörr Motorsport	DEU	ITE 14038 BIF38420	KR/IAME/Vega	16	12:58.375 7.303	47.719	+ 5 sec	48
7	0	426 Sjep Kuypers	NLD	CRG Holland	NLD	ITE52719 155221008	CRG/TM/Vega	16	12:59.830 8.758	47.864		45
8	1	452 Erik Müller	DEU	Mach1 Motorsport	DEU	ITE 17884 BIC20651	Mach1/TM /Vega	16	13:01.040 9.968	48.093		42
9	2	509 Domantas Knyva	LTU	Dream 2 Drive	LTU	IABS2024-ITE/016 IBL2024-KL/09	Formula K/TM/Vega	16	13:04.738 13.666	48.250		39
10	-4	415 Rouven Wilk	DEU	Mach1 Motorsport	DEU	ITE35449 KBF39310	Mach1/TM/Vega	16	13:05.189 14.117	48.037	+ 5 sec	36
11	-1	410 Maurice Schenck	DEU	APEX Performance	DEU	ITE 10412 KBF38438	Maranello/TM/Vega	16	13:06.155 15.083	48.099	+ 5 sec	34
12	8	425 Noah Gounot	DEU	Solgat Motorsport	DEU	NKA30555 KBF42332	Birel ART/TM/Vega	16	13:10.180 19.108	48.293		32
13	-1	430 Andreas Dresen	DEU	Maranello SRP Factory Team	DEU	ITC-C28031 KBF38275	Maranello/TM/Vega	16	13:10.486 19.414	48.298	+ 5 sec	30
14	2	444 Lars Ossenbeck	DEU	ADAC Niedersachsen/Sachsen-Anhalt e.V.	DEU	ITE 38498 BIC38443	Maranello/TM/Vega	16	13:10.764 19.692	48.402		28
15	9	516 Gianina Prisching	AUT	BIREL ART RACING KSW	AUT	ITEjk2241 IBLBK102	BirelArt/TM /Vega	16	13:10.983 19.911	48.335		26
16	6	429 Adrian Martinz	AUT	BIREL ART RACING KSW	AUT	ITEJK2072 IBLBK 102	Birel ART/TM/Vega	16	13:12.655 21.583	48.067	+ 5 sec	24
17	-2	420 Nathalie Kreitz	DEU	VDB Kart Racing	DEU	ITE 14979 KBF10478	Birel ART/TM/Vega	16	13:13.165 22.093	48.483		22
18	-1	433 Alexander Richter	DEU	Team NKS	DEU	ITE 42057 BIC29153	DR/Modena/Vega	16	13:14.230 23.158	48.550		20
19	2	409 Lovasz Balint	HUN	VIA-SPEED KFT	HUN	ITE6627 IBL542	Croc Promotion/TM/Vega	16	13:14.541 23.469	48.547		18
20	3	422 Chris Vandebroek	DEU	VDB Kart Racing	DEU	ITE 10367 KBF 10478	Birel ART/TM/Vega	16	13:16.451 25.379	48.450		17
21	-8	505 Luca Colella	DEU	APEX Performance Racing Team	DEU	ITE21369 KBF38438	Maranello/TM/Vega	16	13:18.721 27.649	48.250		16
22	-4	416 Jayden Gushiken	DEU	7L-Performance	DEU	NKA41655 KBF38668	Tony Kart /TM /Vega	14	11:41.405 2 Laps	48.606	+ 5 sec	15
23	-4	424 Noah Kaltenbach	DEU	7L-Performance	DEU	ITE 41550 KBF38668	Tony Kart/TM /Vega	14	11:41.450 2 Laps	48.694	+ 5 sec	14
24	-16	414 Ken Algre	EST	Maranello SRP Factory Team	DEU	ITE26407 KBF38275	Maranello/TM /Vega	11	8:57.740 5 Laps	47.860		13

#### Announcements

# 430 + 5 sec push

# 429,415,410,419,424,416 + 5 sec front fairing


Timekeeper  
M.Riehmers

Race Director  
H.Seidel

Page 1/1

These results are provisional until the conclusion of any judicial and technical matters!

Printed: 16.06.2024 / 10:18



INT. ADAC Kartrennen Wackersdorf

DSKC - KZ2

Pro Kart Raceland Wackersdorf 1,190 Km

Super Heat Group A

16.06.2024 09:40

Race (16 Laps) started at 9:45:00

Lap	Time of Day	Lap Tm	Diff	S1 Tm	S2 Tm	S3 Tm
<b>(442) Maximilian Schleimer</b>						
1	9:45:51.243	<b>51.203</b>	+3.555	19.418	16.574	15.211
2	9:46:40.255	<b>49.012</b>	+1.364	17.652	16.338	15.022
3	9:47:28.820	<b>48.565</b>	+0.917	17.421	16.205	14.939
4	9:48:17.091	<b>48.271</b>	+0.623	17.275	16.135	14.861
5	9:49:05.153	<b>48.062</b>	+0.414	17.205	16.039	14.818
6	9:49:53.024	<b>47.871</b>	+0.223	17.074	16.018	14.779
7	9:50:40.846	<b>47.822</b>	+0.174	17.106	15.942	14.774
8	9:51:28.608	<b>47.762</b>	+0.114	17.054	15.945	14.763
9	9:52:16.256	<b>47.648</b>		<b>17.032</b>	15.905	14.711
10	9:53:04.048	<b>47.792</b>	+0.144	17.148	15.959	<b>14.685</b>
11	9:53:52.000	<b>47.952</b>	+0.304	17.207	16.017	14.728
12	9:54:39.776	<b>47.776</b>	+0.128	17.140	<b>15.895</b>	14.741
13	9:55:27.642	<b>47.866</b>	+0.218	17.205	15.928	14.733
14	9:56:15.432	<b>47.790</b>	+0.142	17.123	15.955	14.712
15	9:57:03.300	<b>47.868</b>	+0.220	17.132	15.994	14.742
16	9:57:51.112	<b>47.812</b>	+0.164	17.169	15.937	14.706

Lap	Time of Day	Lap Tm	Diff	S1 Tm	S2 Tm	S3 Tm
<b>(423) Claudia Henning</b>						
1	9:45:51.677	<b>51.535</b>	+3.821	19.738	16.525	15.272
2	9:46:40.588	<b>48.911</b>	+1.197	17.617	16.259	15.035
3	9:47:29.113	<b>48.525</b>	+0.811	17.437	16.117	14.971
4	9:48:17.463	<b>48.350</b>	+0.636	17.338	16.069	14.943
5	9:49:05.486	<b>48.023</b>	+0.309	17.190	15.976	14.857
6	9:49:53.409	<b>47.923</b>	+0.209	17.192	15.929	14.802
7	9:50:41.248	<b>47.839</b>	+0.125	17.088	15.935	14.816
8	9:51:28.978	<b>47.730</b>	+0.016	17.082	15.888	14.760
9	9:52:16.736	<b>47.758</b>	+0.044	17.119	15.909	14.730
10	9:53:04.450	<b>47.714</b>		17.091	15.920	14.703
11	9:53:52.277	<b>47.827</b>	+0.113	17.191	<b>15.862</b>	14.774
12	9:54:40.027	<b>47.750</b>	+0.036	17.107	15.893	14.750
13	9:55:27.926	<b>47.899</b>	+0.185	17.121	15.988	14.790
14	9:56:15.687	<b>47.761</b>	+0.047	<b>17.069</b>	15.937	14.755
15	9:57:03.555	<b>47.868</b>	+0.154	17.158	15.964	14.746
16	9:57:51.345	<b>47.790</b>	+0.076	17.141	15.954	<b>14.695</b>

Lap	Time of Day	Lap Tm	Diff	S1 Tm	S2 Tm	S3 Tm
<b>(431) Simon Rechenmacher</b>						
1	9:45:51.973	<b>51.624</b>	+3.875	19.864	16.533	15.227
2	9:46:40.899	<b>48.926</b>	+1.177	17.603	16.347	14.976
3	9:47:29.550	<b>48.651</b>	+0.902	17.461	16.202	14.988
4	9:48:18.024	<b>48.474</b>	+0.725	17.380	16.157	14.937
5	9:49:06.148	<b>48.124</b>	+0.375	17.265	15.992	14.867
6	9:49:54.207	<b>48.059</b>	+0.310	17.203	15.947	14.909
7	9:50:42.125	<b>47.918</b>	+0.169	17.180	15.956	14.782
8	9:51:30.002	<b>47.877</b>	+0.128	17.180	15.914	14.783
9	9:52:17.942	<b>47.940</b>	+0.191	17.187	15.947	14.806
10	9:53:05.843	<b>47.901</b>	+0.152	17.206	15.900	14.795
11	9:53:53.647	<b>47.804</b>	+0.055	17.180	15.856	14.768
12	9:54:41.477	<b>47.830</b>	+0.081	17.176	15.865	14.789
13	9:55:29.279	<b>47.802</b>	+0.063	<b>17.146</b>	15.878	14.778
14	9:56:17.206	<b>47.927</b>	+0.178	17.247	15.900	14.780
15	9:57:04.955	<b>47.749</b>		17.155	<b>15.831</b>	14.763
16	9:57:52.861	<b>47.906</b>	+0.157	17.283	15.907	<b>14.716</b>

Lap	Time of Day	Lap Tm	Diff	S1 Tm	S2 Tm	S3 Tm
<b>(466) Maximilian Schreyer</b>						
1	9:45:52.701	<b>51.895</b>	+3.907	20.092	16.650	15.153
2	9:46:41.855	<b>49.154</b>	+1.166	17.641	16.381	15.132
3	9:47:30.479	<b>48.624</b>	+0.636	17.359	16.209	15.056
4	9:48:19.048	<b>48.569</b>	+0.581	17.357	16.209	15.003
5	9:49:07.403	<b>48.355</b>	+0.367	17.296	16.151	14.908
6	9:49:55.621	<b>48.218</b>	+0.230	17.254	16.055	14.909
7	9:50:43.884	<b>48.263</b>	+0.275	17.249	16.182	14.832
8	9:51:31.947	<b>48.063</b>	+0.075	<b>17.150</b>	16.021	14.891
9	9:52:19.997	<b>48.050</b>	+0.062	17.159	16.011	14.880
10	9:53:08.133	<b>48.136</b>	+0.148	17.304	16.006	<b>14.826</b>
11	9:53:56.121	<b>47.988</b>		17.163	15.988	14.837
12	9:54:44.185	<b>48.064</b>	+0.076	17.205	15.993	14.866
13	9:55:32.694	<b>48.509</b>	+0.521	17.422	16.154	14.933
14	9:56:20.687	<b>47.993</b>	+0.005	17.154	<b>15.973</b>	14.866
15	9:57:08.696	<b>48.009</b>	+0.021	17.191	15.975	14.843
16	9:57:57.352	<b>48.656</b>	+0.668	17.767	15.997	14.892

Lap	Time of Day	Lap Tm	Diff	S1 Tm	S2 Tm	S3 Tm
<b>(417) Emanuel Mai</b>						
1	9:45:54.661	<b>52.506</b>	+4.256	20.090	16.889	15.527
2	9:46:44.573	<b>49.912</b>	+1.662	18.243	16.472	15.197

Lap	Time of Day	Lap Tm	Diff	S1 Tm	S2 Tm	S3 Tm
<b>(419) Dominik Reuters</b>						
1	9:45:53.812	<b>52.061</b>	+4.291	19.607	17.043	15.411
2	9:46:43.014	<b>49.202</b>	+1.432	17.577	16.315	15.310
3	9:47:31.851	<b>48.837</b>	+1.067	17.626	16.146	15.065
4	9:48:20.138	<b>48.287</b>	+0.517	17.315	16.053	14.919
5	9:49:08.170	<b>48.032</b>	+0.262	17.179	15.975	14.878
6	9:49:56.291	<b>48.121</b>	+0.351	17.227	16.004	14.890
7	9:50:44.552	<b>48.261</b>	+0.491	17.512	15.956	14.793
8	9:51:32.322	<b>47.770</b>		<b>17.097</b>	<b>15.894</b>	<b>14.779</b>
9	9:52:20.181	<b>47.859</b>	+0.089	17.161	15.900	14.798
10	9:53:08.303	<b>48.122</b>	+0.352	17.394	15.935	14.793
11	9:53:56.367	<b>48.064</b>	+0.294	17.276	15.953	14.835
12	9:54:44.352	<b>47.985</b>	+0.215	17.218	15.920	14.847
13	9:55:32.902	<b>48.550</b>	+0.780	17.800	16.225	14.945
14	9:56:21.009	<b>48.107</b>	+0.337	17.220	16.029	14.858
15	9:57:08.968	<b>47.959</b>	+0.189	17.196	15.921	14.842
16	9:57:57.645	<b>48.677</b>	+0.907	17.878	15.993	14.806

Lap	Time of Day	Lap Tm	Diff	S1 Tm	S2 Tm	S3 Tm
<b>(426) Sjep Kuypers</b>						
1	9:45:52.119	<b>51.535</b>	+3.816	19.782	16.559	15.194
2	9:46:41.208	<b>49.089</b>	+1.370	17.743	16.346	15.000
3	9:47:29.865	<b>48.657</b>	+0.938	17.486	16.192	14.979
4	9:48:18.260	<b>48.395</b>	+0.676	17.332	16.166	14.897
5	9:49:06.583	<b>48.323</b>	+0.604	17.390	16.087	14.846
6	9:49:54.727	<b>48.144</b>	+0.425	17.175	16.043	14.926
7	9:50:42.660	<b>47.933</b>	+0.214	17.141	15.969	14.823
8	9:51:30.491	<b>47.831</b>	+0.112	17.074	15.977	14.780
9	9:52:18.263	<b>47.772</b>	+0.053	17.069	15.960	14.743
10	9:53:06.099	<b>47.836</b>	+0.117	17.121	15.944	14.771
11	9:53:54.078	<b>47.979</b>	+0.260	17.224	15.956	14.799
12	9:54:42.189	<b>48.111</b>	+0.392	17.152	16.131	14.828
13	9:55:30.077	<b>47.888</b>	+0.169	17.134	15.955	14.799
14	9:56:17.796	<b>47.719</b>		<b>17.055</b>	<b>15.900</b>	14.764
15	9:57:05.623	<b>47.827</b>	+0.108	17.129	15.956	14.742
16	9:57:53.415	<b>47.792</b>	+0.073	17.135	15.933	<b>14.724</b>

Lap	Time of Day	Lap Tm	Diff	S1 Tm	S2 Tm	S3 Tm
<b>(426) Sjep Kuypers</b>						
1	9:45:52.963	<b>51.869</b>	+4.005	19.996	16.701	15.172
2	9:46:42.931	<b>49.968</b>	+2.104	17.821	16.821	15.326
3	9:47:32.566	<b>49.635</b>	+1.771	18.011	16.411	15.213
4	9:48:21.172	<b>48.606</b>	+0.742	17.533	16.200	14.873
5	9:49:09.445	<b>48.273</b>	+0.409	17.329	16.032	14.912
6	9:49:58.159	<b>48.714</b>	+0.850	17.755	16.034	14.925
7	9:50:46.308	<b>48.149</b>	+0.285	17.337	16.007	14.805
8	9:51:34.172	<b>47.864</b>		<b>17.182</b>	15.902	14.780
9	9:52:22.173	<b>48.001</b>	+0.137	17.268	15.931	14.802
10	9:53:10.137	<b>47.964</b>	+0.100	17.355	<b>15.880</b>	14.729
11	9:53:58.804	<b>48.667</b>	+0.803	17.309	16.496	14.862
12	9:54:46.730	<b>47.926</b>	+0.062	17.213	15.940	14.773
13	9:55:34.901	<b>48.171</b>	+0.307	17.255	16.150	14.766
14	9:56:23.014	<b>48.113</b>	+0.249	17.284	16.004	14.825
15	9:57:11.447	<b>48.433</b>	+0.569	17.344	15.973	15.116</

INT. ADAC Kartrennen Wackersdorf

DSKC - KZ2

Pro Kart Raceland Wackersdorf 1,190 Km

Super Heat Group A

16.06.2024 09:40

Race (16 Laps) started at 9:45:00

Lap	Time of Day	Lap Tm	Diff	S1 Tm	S2 Tm	S3 Tm
3	9:47:33.767	49.194	+0.944	17.713	16.340	15.141
4	9:48:22.590	48.823	+0.573	17.553	16.203	15.067
5	9:49:11.476	48.886	+0.636	17.605	16.269	15.012
6	9:50:00.059	48.583	+0.333	17.498	16.099	14.986
7	9:50:48.387	48.328	+0.078	17.331	16.061	14.936
8	9:51:37.244	48.857	+0.607	17.563	16.319	14.975
9	9:52:25.651	48.407	+0.157	17.399	16.085	14.923
10	9:53:14.159	48.508	+0.258	17.323	16.167	15.018
11	9:54:02.429	48.270	+0.020	17.236	16.087	14.947
12	9:54:50.874	48.445	+0.195	17.303	16.116	15.026
13	9:55:39.124	48.250		17.252	16.033	14.965
14	9:56:27.464	48.340	+0.090	17.327	16.061	14.952
15	9:57:16.282	48.818	+0.568	17.774	16.129	14.915
16	9:58:04.778	48.496	+0.246	17.455	16.051	14.990

Lap	Time of Day	Lap Tm	Diff	S1 Tm	S2 Tm	S3 Tm
5	9:49:12.546	48.797	+0.499	17.487	16.247	15.063
6	9:50:01.095	48.549	+0.251	17.371	16.134	15.044
7	9:50:49.462	48.367	+0.069	17.287	16.122	14.958
8	9:51:37.760	48.298		17.222	16.063	15.013
9	9:52:26.112	48.352	+0.054	17.283	16.094	14.975
10	9:53:14.617	48.505	+0.207	17.291	16.173	15.041
11	9:54:03.066	48.449	+0.151	17.296	16.082	15.071
12	9:54:51.679	48.613	+0.315	17.352	16.177	15.084
13	9:55:40.032	48.353	+0.055	17.289	16.137	14.927
14	9:56:28.489	48.457	+0.159	17.286	16.202	14.969
15	9:57:16.912	48.423	+0.125	17.341	16.068	15.014
16	9:58:05.526	48.614	+0.316	17.308	16.224	15.082

(415) Rouven Wilk

1	9:45:52.512	51.632	+3.595	19.797	16.608	15.227
2	9:46:42.107	49.595	+1.558	18.126	16.385	15.084
3	9:47:30.877	48.770	+0.733	17.521	16.302	14.947
4	9:48:19.424	48.547	+0.510	17.395	16.177	14.975
5	9:49:07.778	48.354	+0.317	17.313	16.121	14.920
6	9:49:56.108	48.330	+0.293	17.343	16.082	14.905
7	9:50:44.996	48.888	+0.851	17.936	16.122	14.830
8	9:51:33.033	48.037		17.182	16.022	14.833
9	9:52:21.165	48.132	+0.095	17.223	16.093	14.816
10	9:53:09.318	48.153	+0.116	17.234	16.052	14.867
11	9:53:57.661	48.343	+0.306	17.320	16.061	14.962
12	9:54:46.348	48.687	+0.650	17.243	16.524	14.920
13	9:55:34.733	48.385	+0.348	17.433	16.132	14.820
14	9:56:22.855	48.122	+0.085	17.248	16.047	14.827
15	9:57:11.499	48.644	+0.607	17.277	16.077	15.290
16	9:58:00.229	48.730	+0.693	17.864	16.052	14.814

(444) Lars Ossenbeck

1	9:45:55.892	53.905	+5.503	20.791	17.575	15.539
2	9:46:45.728	49.836	+1.434	17.825	16.889	15.122
3	9:47:35.304	49.576	+1.174	17.939	16.607	15.030
4	9:48:24.272	48.968	+0.566	17.615	16.318	15.035
5	9:49:13.143	48.871	+0.469	17.600	16.261	15.010
6	9:50:02.444	49.301	+0.899	17.863	16.555	14.883
7	9:50:51.045	48.601	+0.199	17.431	16.240	14.930
8	9:51:40.051	49.006	+0.604	18.017	16.138	14.851
9	9:52:29.892	49.841	+1.439	18.036	16.824	14.981
10	9:53:19.391	49.499	+1.097	18.347	16.163	14.989
11	9:54:08.078	48.687	+0.285	17.441	16.316	14.930
12	9:54:56.702	48.624	+0.222	17.361	16.292	14.971
13	9:55:45.184	48.482	+0.080	17.339	16.181	14.962
14	9:56:33.586	48.402		17.375	16.097	14.930
15	9:57:22.045	48.459	+0.057	17.315	16.171	14.973
16	9:58:10.804	48.759	+0.357	17.616	16.201	14.942

(410) Maurice Schenck

1	9:45:54.078	52.817	+4.718	20.388	17.055	15.374
2	9:46:43.881	49.803	+1.704	18.256	16.469	15.078
3	9:47:32.754	48.873	+0.774	17.604	16.242	15.027
4	9:48:21.508	48.754	+0.655	17.545	16.279	14.930
5	9:49:10.032	48.524	+0.425	17.351	16.189	14.984
6	9:49:58.723	48.691	+0.592	17.565	16.212	14.914
7	9:50:47.131	48.408	+0.309	17.380	16.181	14.847
8	9:51:35.393	48.262	+0.163	17.268	16.137	14.857
9	9:52:23.616	48.223	+0.124	17.353	16.054	14.816
10	9:53:11.790	48.174	+0.075	17.320	16.019	14.835
11	9:53:59.889	48.099		17.231	16.020	14.848
12	9:54:48.181	48.292	+0.193	17.302	16.163	14.827
13	9:55:36.421	48.240	+0.141	17.314	16.063	14.863
14	9:56:24.590	48.169	+0.070	17.229	16.079	14.861
15	9:57:12.709	48.119	+0.020	17.250	16.066	14.803
16	9:58:01.195	48.486	+0.387	17.484	16.133	14.869

(516) Gianina Prisching

1	9:45:56.447	53.755	+5.420	20.875	17.404	15.476
2	9:46:47.697	51.250	+2.915	18.426	17.147	15.677
3	9:47:36.943	49.246	+0.911	17.528	16.654	15.064
4	9:48:25.899	48.956	+0.621	17.595	16.324	15.037
5	9:49:14.883	48.984	+0.649	17.611	16.277	15.096
6	9:50:03.674	48.791	+0.456	17.300	16.373	15.118
7	9:50:52.099	48.425	+0.090	17.327	16.084	15.014
8	9:51:40.954	48.855	+0.520	17.452	16.270	15.133
9	9:52:30.228	49.274	+0.939	17.804	16.504	14.966
10	9:53:19.787	49.559	+1.224	17.796	16.444	15.319
11	9:54:08.423	48.636	+0.301	17.421	16.242	14.973
12	9:54:57.050	48.627	+0.292	17.324	16.359	14.944
13	9:55:45.385	48.335		17.236	16.184	14.915
14	9:56:33.941	48.556	+0.221	17.404	16.105	15.047
15	9:57:22.328	48.387	+0.052	17.311	16.186	14.890
16	9:58:11.023	48.695	+0.360	17.616	16.131	14.948

(425) Noah Gounot

1	9:45:56.663	54.290	+5.997	20.733	17.799	15.758
2	9:46:47.492	50.829	+2.536	18.298	17.052	15.479
3	9:47:36.812	49.320	+1.027	17.520	16.737	15.063
4	9:48:25.690	48.878	+0.585	17.563	16.342	14.973
5	9:49:14.496	48.806	+0.513	17.576	16.236	14.994
6	9:50:03.218	48.722	+0.429	17.470	16.299	14.953
7	9:50:51.714	48.496	+0.203	17.365	16.167	14.964
8	9:51:40.479	48.765	+0.472	17.535	16.272	14.958
9	9:52:29.678	49.199	+0.906	17.692	16.515	14.992
10	9:53:19.098	49.420	+1.127	18.171	16.164	15.085
11	9:54:07.854	48.756	+0.463	17.456	16.319	14.981
12	9:54:56.588	48.734	+0.441	17.431	16.329	14.974
13	9:55:44.992	48.404	+0.111	17.303	16.175	14.926
14	9:56:33.360	48.368	+0.075	17.299	16.131	14.938
15	9:57:21.653	48.293		17.243	16.146	14.904
16	9:58:10.220	48.567	+0.274	17.491	16.203	14.873

(429) Adrian Martinz

1	9:45:56.929	54.229	+6.162	21.212	17.305	15.712
2	9:46:47.169	50.240	+2.173	18.206	16.944	15.090
3	9:47:36.458	49.289	+1.222	17.580	16.716	14.993
4	9:48:24.757	48.299	+0.232	17.298	16.064	14.937
5	9:49:13.277	48.520	+0.453	17.314	16.226	14.980
6	9:50:02.680	49.403	+1.336	17.668	16.824	14.911
7	9:50:51.224	48.544	+0.477	17.400	16.224	14.920
8	9:51:39.835	48.611	+0.544	17.677	16.066	14.868
9	9:52:29.501	49.666	+1.599	18.166	16.416	15.084
10	9:53:18.564	49.063	+0.996	18.206	16.060	14.797
11	9:54:06.668	48.104	+0.037	17.318	15.998	14.788
12	9:54:54.828	48.160	+0.093	17.252	16.076	14.832
13	9:55:42.967	48.139	+0.072	17.244	16.035	14.860
14	9:56:31.034	48.067		17.217	15.962	14.888
15	9:57:19.485	48.451	+0.384	17.572	16.038	14.841
16	9:58:07.695	48.210	+0.143	17.381	16.015	14.814

(430) Andreas Dresen

1	9:45:55.148	53.439	+5.141	20.870	16.920	15.649
2	9:46:45.453	50.305	+2.007	18.194	16.515	15.596
3	9:47:34.711	49.258	+0.960	17.669	16.346	15.243
4	9:48:23.749	49.088	+0.740	17.587	16.294	15.157

(420) Nathalie Kreitz

1	9:45:54.900	52.941	+4.458	19.976	17.346	15.619
2	9:46:46.458	51.558	+3.075	18.214	16.564	16.780
3	9:47:37.372	50.914	+2.431	18.155	17.400	15.359
4	9:48:26.819	49.447	+0.964	17.754	16.579	15.114
5	9:49:15.596	48.777	+0.294	17.416	16.283	15.078
6	9:50:04.290	48.694	+0.211	17.456	16.187	15.051

Orbits



INT. ADAC Kartrennen Wackersdorf

DSKC - KZ2

Pro Kart Raceland Wackersdorf 1,190 Km

Super Heat Group A

16.06.2024 09:40

Race (16 Laps) started at 9:45:00

Lap	Time of Day	Lap Tm	Diff	S1 Tm	S2 Tm	S3 Tm	Lap	Time of Day	Lap Tm	Diff	S1 Tm	S2 Tm	S3 Tm	
7	9:50:52.977	48.687	+0.204	17.411	16.228	15.048	9	9:52:39.234	48.546	+0.296	17.396	16.152	14.998	
8	9:51:41.606	48.629	+0.146	17.342	16.231	15.056	10	9:53:27.657	48.423	+0.173	17.367	16.074	14.982	
9	9:52:30.771	49.165	+0.682	17.484	16.604	15.077	11	9:54:16.133	48.476	+0.226	17.333	16.155	14.988	
10	9:53:19.925	49.154	+0.671	17.741	16.144	15.269	12	9:55:04.897	48.764	+0.514	17.292	16.427	15.045	
11	9:54:09.471	49.546	+1.063	17.823	16.260	15.463	13	9:55:53.395	48.498	+0.248	17.345	16.095	15.058	
12	9:54:58.474	49.003	+0.520	17.641	16.319	15.043	14	9:56:41.645	48.250		17.255	16.062	14.933	
13	9:55:47.264	48.790	+0.307	17.407	16.284	15.099	15	9:57:30.070	48.425	+0.175	17.289	16.117	15.019	
14	9:56:36.095	48.831	+0.348	17.511	16.152	15.168	16	9:58:18.761	48.691	+0.441	17.664	16.118	14.909	
15	9:57:24.578	48.488		17.330	16.179	14.974								
16	9:58:13.205	48.627	+0.144	17.464	16.135	15.028								
<b>(433) Alexander Richter</b>														
1	9:45:57.585	55.007	+6.457	21.106	17.622	16.279	(416) Jayden Gushiken	1	9:45:56.409	53.857	+5.251	20.515	17.698	16.644
2	9:46:47.832	50.247	+1.697	18.124	16.690	15.433	2	9:46:46.585	50.176	+1.570	18.093	16.792	15.291	
3	9:47:37.523	49.691	+1.141	17.668	16.587	15.436	3	9:47:36.166	49.581	+0.975	17.917	16.529	15.135	
4	9:48:28.107	50.584	+2.034	17.726	16.994	15.864	4	9:48:25.479	49.313	+0.707	17.751	16.496	15.066	
5	9:49:17.416	49.309	+0.759	17.810	16.372	15.127	5	9:49:14.361	48.882	+0.276	17.543	16.290	15.049	
6	9:50:06.050	48.634	+0.084	17.374	16.232	15.028	6	9:50:03.799	49.438	+0.832	17.362	16.718	15.358	
7	9:50:54.670	48.620	+0.070	17.363	16.167	15.090	7	9:50:52.649	48.850	+0.244	17.680	16.167	15.003	
8	9:51:43.271	48.601	+0.051	17.402	16.139	15.060	8	9:51:41.255	48.606		17.338	16.237	15.031	
9	9:52:31.950	48.679	+0.129	17.432	16.178	15.069	9	9:52:30.578	49.323	+0.717	17.611	16.638	15.074	
10	9:53:20.730	48.780	+0.230	17.591	16.213	14.976	10	9:53:20.017	49.439	+0.833	18.327	16.133	14.979	
11	9:54:10.306	49.576	+1.026	17.522	16.245	15.809	11	9:54:09.336	49.319	+0.713	17.521	16.279	15.519	
12	9:54:59.382	49.076	+0.526	17.554	16.447	15.075	12	9:54:58.790	49.454	+0.848	18.135	16.334	14.985	
13	9:55:48.102	48.720	+0.170	17.437	16.275	15.008	13	9:55:47.459	48.669	+0.063	17.407	16.176	15.086	
14	9:56:36.913	48.811	+0.261	17.477	16.248	15.086	14	9:56:36.445	48.986	+0.380	17.606	16.193	15.187	
15	9:57:25.720	48.807	+0.257	17.550	16.173	15.084								
16	9:58:14.270	48.550		17.467	16.108	14.975								
<b>(409) Lovasz Balint</b>														
1	9:45:57.807	54.367	+5.820	20.782	17.655	15.930	(424) Noah Kaltenbach	1	9:45:55.504	52.952	+4.258	20.270	17.342	15.340
2	9:46:48.399	50.592	+2.045	18.118	16.719	15.755	2	9:46:45.569	50.065	+1.371	18.244	16.585	15.236	
3	9:47:37.835	49.436	+0.889	17.611	16.507	15.318	3	9:47:35.219	49.650	+0.956	17.843	16.696	15.111	
4	9:48:27.421	49.586	+1.039	17.613	16.679	15.294	4	9:48:24.169	48.950	+0.256	17.499	16.330	15.121	
5	9:49:16.243	48.822	+0.275	17.482	16.242	15.098	5	9:49:13.068	48.899	+0.205	17.559	16.236	15.104	
6	9:50:05.127	48.884	+0.337	17.460	16.383	15.041	6	9:50:02.243	49.175	+0.481	17.807	16.385	14.983	
7	9:50:53.929	48.802	+0.255	17.457	16.335	15.010	7	9:50:50.937	48.694		17.446	16.209	15.039	
8	9:51:42.526	48.597	+0.050	17.381	16.264	14.952	8	9:51:39.682	48.745	+0.051	17.413	16.197	15.135	
9	9:52:31.073	48.547		17.310	16.274	14.963	9	9:52:29.584	49.902	+1.208	18.170	16.407	15.325	
10	9:53:20.409	49.336	+0.789	18.069	16.268	14.999	10	9:53:18.911	49.327	+0.633	17.638	16.190	15.499	
11	9:54:09.891	49.482	+0.935	17.528	16.287	15.667	11	9:54:09.210	50.299	+1.605	17.488	17.353	15.458	
12	9:54:59.094	49.203	+0.656	17.687	16.470	15.046	12	9:54:58.089	48.879	+0.185	17.508	16.351	15.020	
13	9:55:47.875	48.781	+0.234	17.505	16.272	15.004	13	9:55:47.090	49.001	+0.307	17.383	16.373	15.245	
14	9:56:36.731	48.856	+0.309	17.423	16.236	15.197	14	9:56:36.490	49.400	+0.706	17.429	16.563	15.408	
15	9:57:25.968	49.237	+0.690	17.939	16.228	15.070								
16	9:58:14.581	48.613	+0.066	17.447	16.208	14.958								
<b>(422) Chris Vandebroek</b>														
1	9:45:57.339	54.416	+5.966	21.064	17.465	15.887	(414) Ken Algre	1	9:45:53.763	52.752	+4.892	20.287	16.984	15.481
2	9:46:48.563	51.224	+2.774	18.245	16.651	16.328	2	9:46:43.209	49.446	+1.586	18.149	16.240	15.057	
3	9:47:38.038	49.475	+1.025	17.745	16.445	15.285	3	9:47:32.509	49.300	+1.440	17.864	16.184	15.252	
4	9:48:28.089	50.051	+1.601	17.659	16.658	15.734	4	9:48:21.003	48.494	+0.634	17.450	16.148	14.896	
5	9:49:17.571	49.482	+1.032	17.700	16.669	15.113	5	9:49:09.193	48.190	+0.330	17.330	15.998	14.862	
6	9:50:06.591	49.020	+0.570	17.721	16.357	14.942	6	9:49:57.585	48.392	+0.532	17.447	16.049	14.896	
7	9:50:55.041	48.450		17.373	16.118	14.959	7	9:50:45.576	47.991	+0.131	17.114	16.053	14.824	
8	9:51:43.935	48.894	+0.444	17.590	16.254	15.050	8	9:51:33.502	47.926	+0.066	17.215	15.951	14.760	
9	9:52:32.576	48.641	+0.191	17.460	16.218	14.963	9	9:52:21.362	47.860		17.157	15.945	14.758	
10	9:53:21.698	49.122	+0.672	17.744	16.322	15.056	10	9:53:09.422	48.060	+0.200	17.349	15.915	14.796	
11	9:54:10.548	48.850	+0.400	17.499	16.401	14.950	11	9:53:57.780	48.358	+0.498	17.380	16.071	14.907	
12	9:54:59.994	49.446	+0.996	17.713	16.512	15.221								
13	9:55:49.170	49.176	+0.726	17.545	16.574	15.057								
14	9:56:38.227	49.057	+0.607	17.705	16.356	14.996								
15	9:57:27.358	49.131	+0.681	17.712	16.461	14.958								
16	9:58:16.491	49.133	+0.683	17.736	16.324	15.073								
<b>(505) Luca Colella</b>														
1	9:46:08.234	51.877	+3.627	19.609	16.795	15.473								
2	9:46:57.791	49.557	+1.307	17.713	16.505	15.339								
3	9:47:47.135	49.344	+1.094	17.832	16.386	15.126								
4	9:48:36.061	48.926	+0.676	17.463	16.209	15.254								
5	9:49:25.053	48.992	+0.742	17.539	16.323	15.130								
6	9:50:13.641	48.588	+0.338	17.403	16.108	15.077								
7	9:51:02.249	48.608	+0.358	17.393	16.216	14.999								
8	9:51:50.688	48.439	+0.189	17.353	16.045	15.041								





INT. ADAC Kartrennen Wackersdorf

Lapchart

DSKC - KZ2

Pro Kart Raceland Wackersdorf 1,190 Km

Super Heat Group A

16.06.2024 09:40

Race (16 Laps) started at 9:45:00

Competitors	Laps																
	0	1	2	3	4	5	6	7	8	9	10	11	12	13	14	15	16
Maximilian Schleimer (442)	1	442	442	442	442	442	442	442	442	442	442	442	442	442	442	442	442
Claudia Henning (423)	2	423	423	423	423	423	423	423	423	423	423	423	423	423	423	423	423
Simon Rechenmacher (431)	3	431	431	431	431	431	431	431	431	431	431	431	431	431	431	431	431
Dominik Reuters (419)	4	419	419	419	419	419	419	419	419	419	419	419	419	419	419	419	419
Maximilian Schreyer (466)	5	466	415	466	466	466	466	466	466	466	466	466	466	466	466	466	466
Rouven Wilk (415)	6	415	466	415	415	415	415	417	417	417	417	417	417	417	417	417	417
Ken Algre (414)	7	414	426	452	417	417	417	415	415	415	415	415	415	415	415	426	426
Siep Kuypers (426)	8	426	452	426	452	452	414	414	414	414	414	414	426	426	426	415	415
Maurice Schenck (410)	9	410	414	417	414	414	426	426	426	426	426	426	452	452	452	452	452
Erik Müller (452)	10	452	417	414	426	426	426	452	452	452	452	452	410	410	410	410	410
Andreas Dresen (430)	11	430	410	410	410	410	410	410	410	410	410	410	509	509	509	509	509
Emanuel Mai (417)	12	417	509	509	509	509	509	509	509	509	509	509	430	430	430	430	430
Nathalie Kreitz (420)	13	420	420	430	430	430	430	430	430	430	430	430	429	429	429	429	429
Lars Ossenbeck (444)	14	444	430	424	424	424	424	424	424	429	429	429	425	425	425	425	425
Domantas Knyva (509)	15	509	424	444	444	444	444	444	429	424	424	425	444	444	444	444	444
Noah Gounot (425)	16	425	444	420	416	429	429	429	429	444	425	425	444	516	516	516	516
Jayden Gushiken (416)	17	416	416	416	429	416	416	425	425	444	444	516	424	424	420	420	420
Noah Kaltenbach (424)	18	424	516	429	425	425	425	516	516	516	516	516	424	420	416	433	433
Alexander Richter (433)	19	433	425	425	516	516	516	416	416	416	416	420	416	416	416	424	409
Gianina Prisching (516)	20	516	429	516	420	420	420	420	420	420	416	420	409	409	409	422	422
Adrian Martinz (429)	21	429	422	433	433	409	409	409	409	409	409	409	433	433	433	505	505
Chris Vandebroek (422)	22	422	433	409	409	422	433	433	433	433	433	433	422	422	422		
Lovasz Balint (409)	23	409	409	422	422	433	422	422	422	422	422	422	505	505	505		
Luca Colella (505)	24	505	505	505	505	505	505	505	505	505	505	505					



### DSKC - KZ2

### Super Heat Group B

Track length: 1.190 Km

Race Started: 10:10:35

Best Lap by: 477 - Dion van Werven - 47.621

Rank	#	Driver	Nat	Sponsor Entrant	Nat	License E-License	Make	laps	T. Time Diff	Best Lap	Penalty	Points
1	1	477 <b>Dion van Werven</b>	NLD	Wilfred van Werven	NLD	ITE49844 EL50365	CRG/TM/Vega	16	12:50.004	47.621		75
2	-1	440 <b>Enzo Bol</b>	NLD	SP Motorsport	NLD	ITE42526 IBL47253	KR/TM/Vega	16	12:52.129 2.125	47.755		69
3	3	427 <b>Emma Felbermayr</b>	AUT	TB Racing Team	DEU	ITEJK2003 KBF38262	KR/TM/Vega	16	12:55.423 5.419	47.836		63
4	0	507 <b>Jeroen Bos</b>	NLD	SP Motorsport	NLD	ITE21799 IBL47253	KR/TM Racing/Vega	16	12:55.747 5.743	47.838		57
5	4	502 <b>Louis Binder</b>	DEU	BRM RACING FACTORY S.R.L.	ITA	ITE34543 IBL462163	BRM/TM/Vega	16	12:59.000 8.996	47.956		51
6	2	515 <b>Edgaras Kelmas</b>	LTU	Paske Racing	LTU	ITE2024-ITE/003 IBL2024-KL/05	Maranello/TM /Vega	16	13:00.449 10.445	48.122		48
7	-4	428 <b>Lukas Reiböck</b>	AUT	BIRELART RACING KSW	AUT	ITEJK2158 IBLBK 102	Birel ART/TM/VEGA	16	13:00.701 10.697	47.772	+ 5 sec	45
8	2	512 <b>Oskar Steinbach</b>	DEU	Kartshop Ampfing	DEU	NKA41241 KBF25142	Birel/TM/Vega	16	13:01.035 11.031	48.200		42
9	7	468 <b>Rick Hartmann</b>	DEU	MSC -Langenfeld e.V. im ADAC Falcon Racing Team	NLD	ITD-C18598 12133007	Falcon/TM/Vega	16	13:03.132 13.128	48.029		39
10	5	408 <b>Florian Breitenbach</b>	DEU	Maranello SRP Factory Team	DEU	ITE 16880 KBF38275	Maranello/TM /Vega	16	13:04.634 14.630	47.888		36
11	2	407 <b>Anders Elkjaer</b>	DNK	Maranello SRP Factory Team	DEU	ITE902 KBF38275	Maranello/TM/Vega	16	13:05.613 15.609	48.209		34
12	-1	412 <b>Ajdin Jatic</b>	NLD	Falcon Racing Team	NLD	ITE52317 12131007	Falcon/TM/Vega	16	13:06.033 16.029	48.165		32
13	1	437 <b>Felix Wischlitzki</b>	DEU	ADAC Mittelrhein e.V. RMW Motorsport	DEU	ITE 15497 BIC39010	Tony-Kart/TM/Vega	16	13:06.420 16.416	48.116		30
14	-7	514 <b>Jeffrey Fikse</b>	NLD	Jeffrey Fikse	DEU	ITE40615 IDC40615	Maranello /TM/Vega	16	13:07.013 17.009	47.971	+ 5 sec	28
15	-3	434 <b>Marcel Ernst</b>	DEU	NB Motorsport	DEU	NKA25485 38954	Lenzokart/TM/Vega	16	13:08.530 18.526	48.402		26
16	2	454 <b>Markus Rausch</b>	DEU	Markus Rausch	DEU	ITE 11242 IDC11242	Maranello/TM/Vega	16	13:14.851 24.847	48.681		24
17	5	511 <b>Mario Lauer</b>	DEU	NEES RACING	DEU	ITG25003 KBF38362	Maranello/TM/Vega	16	13:15.425 25.421	48.484		22
18	1	406 <b>Christian Breiter</b>	DEU	ADAC Niersachsen/Sachsen-Anhalt e.V.	DEU	NKA16756 BIC38443	Maranello/TM/Vega	16	13:15.671 25.667	48.643		20
19	1	513 <b>Edoardo Mormorelli</b>	ITA	Maranello SRP Factory Team	DEU	ITE499685 BIC38275	Maranello/TM/Vega	16	13:15.890 25.886	48.668		18
20	1	485 <b>Maximilian Spirk</b>	DEU	Dörr Motorsport	DEU	ITE33771 BIF38420	KR/IAME/Vega	16	13:20.219 30.215	48.550	+ 5 sec	17
21	-4	411 <b>Philipp Salzmann</b>	DEU	TB Racing Team	DEU	ITE40074 KBF38262	KR/TM/Vega	16	13:20.549 30.545	48.566	+ 5 sec	16
22	1	455 <b>Tim Schott</b>	DEU	TB Racing Team	DEU	NKA16563 KBF38262	KR/TM/Vega	7	6:05.736 9 Laps	48.441		15
23	-18	436 <b>Cedric Malk</b>	CHE	Millennium Racing	DEU	ITE1350 KBF38042	Tony Kart/TM/Vega	1	53.250 15 Laps	52.546		14
24	0	418 <b>Noah Höß</b>	DEU	Solgat Motorsport	DEU	ITE 19884 BIF42332	Birel ART/TM/Vega	0	4.488 16 Laps			13


#### Announcements

# 514 + 5 sec coupling a contact

# 428,485,411 + 5 sec front fairing

Timekeeper  
M.Riehmers

Race Director  
H.Seidel



INT. ADAC Kartrennen Wackersdorf

DSKC - KZ2

Pro Kart Raceland Wackersdorf 1,190 Km

Super Heat Group B

16.06.2024 10:05

Race (16 Laps) started at 10:10:35

Lap	Time of Day	Lap Tm	Diff	S1 Tm	S2 Tm	S3 Tm
<b>(477) Dion van Werven</b>						
1	10:11:26.215	<b>51.189</b>	+3.568	19.665	16.367	15.157
2	10:12:14.850	<b>48.635</b>	+1.014	17.473	16.152	15.010
3	10:13:03.242	<b>48.392</b>	+0.771	17.366	16.050	14.976
4	10:13:51.488	<b>48.246</b>	+0.625	17.311	16.009	14.926
5	10:14:39.665	<b>48.177</b>	+0.556	17.240	16.013	14.924
6	10:15:27.574	<b>47.909</b>	+0.288	17.153	15.919	14.837
7	10:16:15.302	<b>47.728</b>	+0.107	17.091	<b>15.779</b>	14.858
8	10:17:03.232	<b>47.930</b>	+0.309	17.073	16.009	14.848
9	10:17:51.027	<b>47.795</b>	+0.174	17.118	15.894	14.783
10	10:18:38.771	<b>47.744</b>	+0.123	17.106	15.876	14.762
11	10:19:26.564	<b>47.793</b>	+0.172	17.132	15.851	14.810
12	10:20:14.295	<b>47.731</b>	+0.110	<b>17.066</b>	15.879	14.786
13	10:21:01.997	<b>47.702</b>	+0.081	17.089	15.870	14.743
14	10:21:49.768	<b>47.771</b>	+0.150	17.109	15.894	14.768
15	10:22:37.409	<b>47.641</b>	+0.020	17.074	15.790	14.777
16	10:23:25.030	<b>47.621</b>		17.108	15.805	<b>14.708</b>

Lap	Time of Day	Lap Tm	Diff	S1 Tm	S2 Tm	S3 Tm
<b>(440) Enzo Bol</b>						
1	10:11:26.504	<b>51.374</b>	+3.619	19.909	16.370	15.095
2	10:12:15.323	<b>48.819</b>	+1.064	17.500	16.245	15.074
3	10:13:04.016	<b>48.693</b>	+0.938	17.548	16.152	14.993
4	10:13:52.391	<b>48.375</b>	+0.620	17.345	16.062	14.968
5	10:14:40.659	<b>48.268</b>	+0.513	17.269	16.060	14.939
6	10:15:28.571	<b>47.912</b>	+0.157	17.178	15.912	14.822
7	10:16:16.361	<b>47.790</b>	+0.035	17.125	<b>15.848</b>	14.817
8	10:17:04.183	<b>47.822</b>	+0.067	17.158	15.883	14.781
9	10:17:52.082	<b>47.899</b>	+0.144	17.132	15.948	14.819
10	10:18:39.997	<b>47.915</b>	+0.160	17.148	15.938	14.829
11	10:19:27.752	<b>47.755</b>		17.076	15.912	<b>14.767</b>
12	10:20:15.518	<b>47.766</b>	+0.011	17.127	15.868	14.771
13	10:21:03.282	<b>47.764</b>	+0.009	17.132	15.856	14.776
14	10:21:51.331	<b>48.049</b>	+0.294	17.228	15.942	14.879
15	10:22:39.191	<b>47.860</b>	+0.105	17.193	15.861	14.806
16	10:23:27.155	<b>47.964</b>	+0.209	17.183	15.911	14.870

Lap	Time of Day	Lap Tm	Diff	S1 Tm	S2 Tm	S3 Tm
<b>(427) Emma Felbermayr</b>						
1	10:11:27.212	<b>51.611</b>	+3.775	19.889	16.514	15.208
2	10:12:16.835	<b>49.623</b>	+1.787	17.506	16.744	15.373
3	10:13:05.371	<b>48.536</b>	+0.700	17.626	16.052	14.858
4	10:13:53.736	<b>48.365</b>	+0.529	17.295	16.136	14.934
5	10:14:41.779	<b>48.043</b>	+0.207	17.170	16.002	14.871
6	10:15:29.615	<b>47.836</b>		17.138	15.945	14.753
7	10:16:17.504	<b>47.889</b>	+0.053	17.152	15.951	14.786
8	10:17:05.867	<b>48.363</b>	+0.527	17.152	15.982	15.229
9	10:17:53.718	<b>47.851</b>	+0.015	17.195	15.942	<b>14.714</b>
10	10:18:41.802	<b>48.084</b>	+0.248	17.429	<b>15.913</b>	14.742
11	10:19:29.691	<b>47.889</b>	+0.053	17.199	15.915	14.775
12	10:20:17.531	<b>47.840</b>	+0.004	<b>17.130</b>	15.914	14.796
13	10:21:05.460	<b>47.929</b>	+0.093	17.147	15.964	14.818
14	10:21:53.296	<b>47.836</b>		17.158	15.933	14.745
15	10:22:41.521	<b>48.225</b>	+0.389	17.250	16.027	14.948
16	10:23:30.449	<b>48.928</b>	+1.092	17.747	15.917	15.264

Lap	Time of Day	Lap Tm	Diff	S1 Tm	S2 Tm	S3 Tm
<b>(507) Jeroen Bos</b>						
1	10:11:27.551	<b>52.037</b>	+4.199	20.120	16.676	15.241
2	10:12:16.884	<b>49.333</b>	+1.495	17.674	16.425	15.234
3	10:13:05.999	<b>49.115</b>	+1.277	17.998	16.186	14.931
4	10:13:54.289	<b>48.290</b>	+0.452	17.269	16.117	14.904
5	10:14:42.578	<b>48.289</b>	+0.451	17.280	16.140	14.869
6	10:15:30.835	<b>48.257</b>	+0.419	17.260	16.149	14.848
7	10:16:18.890	<b>48.055</b>	+0.217	17.189	16.049	14.817
8	10:17:06.842	<b>47.952</b>	+0.114	17.185	15.971	14.796
9	10:17:54.799	<b>47.957</b>	+0.119	17.185	16.015	14.757
10	10:18:42.642	<b>47.843</b>	+0.005	17.140	15.981	14.722
11	10:19:30.480	<b>47.838</b>		<b>17.117</b>	16.003	<b>14.718</b>
12	10:20:18.364	<b>47.884</b>	+0.046	17.150	15.966	14.768
13	10:21:06.225	<b>47.861</b>	+0.023	17.164	15.952	14.745
14	10:21:54.074	<b>47.849</b>	+0.011	17.197	<b>15.921</b>	14.731
15	10:22:41.956	<b>47.882</b>	+0.044	17.131	15.949	14.802
16	10:23:30.773	<b>48.817</b>	+0.979	17.655	16.104	15.058

Lap	Time of Day	Lap Tm	Diff	S1 Tm	S2 Tm	S3 Tm
<b>(502) Louis Binder</b>						

Lap	Time of Day	Lap Tm	Diff	S1 Tm	S2 Tm	S3 Tm
1	10:11:29.156	<b>53.009</b>	+5.053	20.416	17.195	15.398
2	10:12:18.165	<b>49.009</b>	+1.053	17.595	16.293	15.121
3	10:13:06.822	<b>48.657</b>	+0.701	17.478	16.155	15.024
4	10:13:55.381	<b>48.559</b>	+0.603	17.411	16.153	14.995
5	10:14:43.820	<b>48.439</b>	+0.483	17.415	16.039	14.985
6	10:15:32.469	<b>48.649</b>	+0.693	17.232	16.035	15.382
7	10:16:20.751	<b>48.282</b>	+0.326	17.302	16.014	14.966
8	10:17:08.901	<b>48.150</b>	+0.194	17.228	16.023	14.899
9	10:17:57.375	<b>48.474</b>	+0.518	17.493	16.032	14.949
10	10:18:45.844	<b>48.469</b>	+0.513	17.656	15.945	<b>14.868</b>
11	10:19:33.875	<b>48.031</b>	+0.075	17.179	15.966	14.886
12	10:20:21.845	<b>47.970</b>	+0.014	17.167	15.933	14.870
13	10:21:09.801	<b>47.956</b>		17.182	<b>15.902</b>	14.872
14	10:21:57.839	<b>48.038</b>	+0.082	<b>17.142</b>	15.979	14.917
15	10:22:45.860	<b>48.021</b>	+0.065	17.190	15.925	14.906
16	10:23:34.026	<b>48.166</b>	+0.210	17.271	15.987	14.908

Lap	Time of Day	Lap Tm	Diff	S1 Tm	S2 Tm	S3 Tm
<b>(515) Edgaras Kelmas</b>						
1	10:11:27.899	<b>51.985</b>	+3.863	20.049	16.620	15.316
2	10:12:17.100	<b>49.201</b>	+1.079	17.616	16.359	15.226
3	10:13:06.499	<b>49.399</b>	+1.277	17.991	16.351	15.057
4	10:13:55.124	<b>48.625</b>	+0.503	17.483	16.183	14.959
5	10:14:43.543	<b>48.419</b>	+0.297	17.412	16.075	14.932
6	10:15:32.099	<b>48.556</b>	+0.434	17.222	16.276	15.058
7	10:16:20.546	<b>48.447</b>	+0.325	17.429	16.059	14.959
8	10:17:08.711	<b>48.165</b>	+0.043	<b>17.173</b>	16.064	14.928
9	10:17:57.171	<b>48.460</b>	+0.338	17.435	16.102	14.923
10	10:18:46.220	<b>49.049</b>	+0.927	18.047	16.087	14.915
11	10:19:34.436	<b>48.216</b>	+0.094	17.283	16.021	14.912
12	10:20:22.660	<b>48.214</b>	+0.092	17.258	16.066	<b>14.890</b>
13	10:21:10.772	<b>48.122</b>		17.211	<b>15.992</b>	14.919
14	10:21:59.051	<b>48.279</b>	+0.157	17.315	16.061	14.903
15	10:22:47.231	<b>48.180</b>	+0.058	17.276	15.998	14.906
16	10:23:35.475	<b>48.244</b>	+0.122	17.240	16.090	14.914

Lap	Time of Day	Lap Tm	Diff	S1 Tm	S2 Tm	S3 Tm
<b>(428) Lukas Reiböck</b>						
1	10:11:27.082	<b>51.691</b>	+3.919	19.946	16.495	15.250
2	10:12:16.407	<b>49.325</b>	+1.553	17.737	16.510	15.078
3	10:13:05.144	<b>48.737</b>	+0.965	17.420	16.287	15.030
4	10:13:54.050	<b>48.906</b>	+1.134	17.638	16.338	14.930
5	10:14:42.395	<b>48.345</b>	+0.573	17.289	16.112	14.944
6	10:15:30.543	<b>48.148</b>	+0.376	17.189	16.125	14.834
7	10:16:18.617	<b>48.074</b>	+0.302	17.201	15.952	14.921
8	10:17:06.664	<b>48.047</b>	+0.275	17.202	15.987	14.858
9	10:17:54.478	<b>47.814</b>	+0.042	<b>17.105</b>	15.954	14.755
10	10:18:42.372	<b>47.894</b>	+0.122	17.156	15.966	14.772
11	10:19:30.194	<b>47.822</b>	+0.050	17.134	15.901	14.787
12	10:20:17.966	<b>47.772</b>		17.105	15.926	<b>14.741</b>
13	10:21:05.740	<b>47.774</b>	+0.002	17.141	<b>15.892</b>	14.741
14	10:21:53.629	<b>47.889</b>	+0.117	17.181	15.924	14.784
15	10:22:41.634	<b>48.005</b>	+0.233	17.170	15.911	14.924
16	10:23:30.727	<b>49.093</b>	+1.321	17.762	15.974	15.357

INT. ADAC Kartrennen Wackersdorf

DSKC - KZ2

Pro Kart Raceland Wackersdorf 1,190 Km

Super Heat Group B

16.06.2024 10:05

Race (16 Laps) started at 10:10:35

Lap	Time of Day	Lap Tm	Diff	S1 Tm	S2 Tm	S3 Tm
3	10:13:10.038	49.076	+1.047	17.665	16.266	15.145
4	10:13:58.991	48.963	+0.924	17.420	16.457	15.076
5	10:14:47.536	48.545	+0.516	17.535	16.133	14.877
6	10:15:35.944	48.408	+0.379	17.435	16.095	14.878
7	10:16:24.237	48.293	+0.264	17.317	16.065	14.911
8	10:17:12.334	48.097	+0.068	17.237	15.968	14.892
9	10:18:00.732	48.398	+0.369	17.272	16.225	14.901
10	10:18:48.811	48.079	+0.050	17.309	15.990	14.780
11	10:19:37.036	48.225	+0.196	17.404	16.035	14.786
12	10:20:25.104	48.068	+0.039	17.270	16.014	14.784
13	10:21:13.808	48.704	+0.675	17.282	15.980	15.442
14	10:22:01.958	48.150	+0.121	17.303	16.019	14.828
15	10:22:50.129	48.171	+0.142	17.273	16.100	14.798
16	10:23:38.158	48.029		17.240	16.018	14.771

Lap	Time of Day	Lap Tm	Diff	S1 Tm	S2 Tm	S3 Tm
5	10:14:49.637	48.743	+0.627	17.330	16.462	14.951
6	10:15:38.059	48.422	+0.306	17.333	16.111	14.978
7	10:16:26.392	48.333	+0.217	17.250	16.145	14.938
8	10:17:14.622	48.230	+0.114	17.228	16.081	14.921
9	10:18:02.738	48.116		17.216	15.997	14.903
10	10:18:51.149	48.411	+0.295	17.417	16.137	14.857
11	10:19:39.619	48.470	+0.354	17.464	16.079	14.927
12	10:20:28.135	48.516	+0.400	17.582	16.048	14.886
13	10:21:16.424	48.289	+0.173	17.293	16.079	14.917
14	10:22:04.774	48.350	+0.234	17.369	16.069	14.912
15	10:22:53.046	48.272	+0.156	17.310	16.070	14.892
16	10:23:41.446	48.400	+0.284	17.376	16.089	14.935

(408) Florian Breitenbach

1	10:11:30.495	53.986	+6.098	20.796	17.571	15.619
2	10:12:21.125	50.630	+2.742	18.215	16.710	15.705
3	10:13:10.595	49.470	+1.582	18.222	16.291	14.957
4	10:13:59.735	49.140	+1.252	18.043	16.129	14.968
5	10:14:47.860	48.125	+0.237	17.236	16.028	14.861
6	10:15:36.436	48.576	+0.688	17.579	16.088	14.909
7	10:16:24.718	48.282	+0.394	17.409	16.001	14.872
8	10:17:12.804	48.086	+0.198	17.153	16.101	14.832
9	10:18:01.156	48.352	+0.464	17.197	16.030	15.125
10	10:18:49.633	48.477	+0.589	17.693	16.011	14.773
11	10:19:37.606	47.973	+0.085	17.188	15.987	14.798
12	10:20:25.494	47.888		17.157	16.002	14.729
13	10:21:13.976	48.482	+0.594	17.218	15.998	15.266
14	10:22:02.996	49.020	+1.132	17.856	15.978	15.186
15	10:22:51.708	48.712	+0.824	17.939	15.926	14.847
16	10:23:39.660	47.952	+0.064	17.182	15.984	14.786

(514) Jeffrey Fikse

1	10:11:28.512	52.626	+4.665	20.459	16.970	15.197
2	10:12:21.050	52.538	+4.567	19.530	16.845	16.163
3	10:13:10.231	49.181	+1.210	17.857	16.255	15.069
4	10:13:58.856	48.625	+0.654	17.418	16.180	15.027
5	10:14:47.236	48.380	+0.409	17.256	16.130	14.994
6	10:15:35.374	48.138	+0.167	17.137	16.009	14.992
7	10:16:23.698	48.324	+0.353	17.268	16.013	15.043
8	10:17:11.741	48.043	+0.072	17.207	15.964	14.872
9	10:18:00.572	48.831	+0.860	17.263	16.615	14.953
10	10:18:48.685	48.113	+0.142	17.208	15.991	14.914
11	10:19:36.670	47.985	+0.014	17.136	16.036	14.813
12	10:20:24.795	48.125	+0.154	17.224	16.100	14.801
13	10:21:12.960	48.165	+0.194	17.194	15.998	14.973
14	10:22:00.968	48.008	+0.037	17.161	15.983	14.864
15	10:22:48.939	47.971		17.191	15.936	14.844
16	10:23:37.039	48.100	+0.129	17.217	15.999	14.884

(407) Anders Elkjaer

1	10:11:29.909	53.343	+5.134	20.548	17.202	15.593
2	10:12:20.701	50.792	+2.583	17.749	17.138	15.905
3	10:13:09.807	49.106	+0.897	17.567	16.429	15.110
4	10:13:58.501	48.694	+0.485	17.385	16.207	15.102
5	10:14:47.403	48.902	+0.693	17.452	16.102	15.348
6	10:15:36.350	48.947	+0.738	17.772	16.151	15.024
7	10:16:25.501	49.151	+0.942	17.950	16.210	14.991
8	10:17:13.800	48.299	+0.090	17.291	16.096	14.912
9	10:18:02.065	48.265	+0.056	17.259	16.062	14.944
10	10:18:50.590	48.525	+0.316	17.484	16.123	14.918
11	10:19:38.941	48.351	+0.142	17.406	16.057	14.888
12	10:20:27.150	48.209		17.191	16.042	14.976
13	10:21:15.465	48.315	+0.106	17.278	16.044	14.993
14	10:22:03.753	48.288	+0.079	17.313	16.004	14.971
15	10:22:52.273	48.520	+0.311	17.524	16.070	14.926
16	10:23:40.639	48.366	+0.157	17.307	16.058	15.001

(434) Marcel Ernst

1	10:11:29.999	53.583	+5.181	20.471	17.265	15.847
2	10:12:19.539	49.540	+1.138	17.852	16.507	15.181
3	10:13:08.121	48.582	+0.180	17.421	16.014	15.147
4	10:13:56.886	48.765	+0.363	17.454	16.181	15.130
5	10:14:45.288	48.402		17.269	16.075	15.058
6	10:15:33.729	48.441	+0.039	17.258	16.033	15.150
7	10:16:22.433	48.704	+0.302	17.467	16.093	15.144
8	10:17:10.861	48.428	+0.026	17.334	16.059	15.035
9	10:18:01.078	50.217	+1.815	18.146	16.866	15.205
10	10:18:50.990	49.912	+1.510	18.786	16.063	15.063
11	10:19:39.577	48.587	+0.185	17.376	16.135	15.076
12	10:20:28.512	48.935	+0.533	17.944	15.999	14.992
13	10:21:17.135	48.623	+0.221	17.427	16.073	15.123
14	10:22:06.169	49.034	+0.632	17.900	16.107	15.027
15	10:22:54.838	48.669	+0.267	17.358	16.185	15.126
16	10:23:43.556	48.718	+0.316	17.429	16.155	15.134

(412) Ajdin Jatic

1	10:11:29.640	53.352	+5.187	20.451	17.273	15.628
2	10:12:19.877	50.237	+2.072	17.946	17.123	15.168
3	10:13:08.760	48.883	+0.718	17.563	16.360	14.960
4	10:13:57.486	48.726	+0.561	17.411	16.308	15.007
5	10:14:46.060	48.574	+0.409	17.427	16.196	14.951
6	10:15:34.273	48.213	+0.048	17.260	16.110	14.843
7	10:16:22.807	48.534	+0.369	17.415	16.130	14.989
8	10:17:10.972	48.165		17.238	16.107	14.820
9	10:17:59.395	48.423	+0.258	17.506	16.048	14.869
10	10:18:47.834	48.439	+0.274	17.442	16.040	14.957
11	10:19:36.281	48.447	+0.282	17.382	16.204	14.861
12	10:20:24.548	48.267	+0.102	17.386	16.066	14.815
13	10:21:13.874	49.326	+1.161	17.256	16.423	15.647
14	10:22:02.996	49.122	+0.957	17.725	16.110	15.287
15	10:22:52.752	49.756	+1.591	18.568	16.249	14.939
16	10:23:41.059	48.307	+0.142	17.277	16.116	14.914

(454) Markus Rausch

1	10:11:30.862	53.716	+5.035	20.404	17.584	15.728
2	10:12:21.386	50.524	+1.843	18.248	16.838	15.438
3	10:13:11.227	49.841	+1.160	18.175	16.538	15.128
4	10:14:00.699	49.472	+0.791	17.658	16.725	15.089
5	10:14:50.147	49.448	+0.767	17.361	16.873	15.214
6	10:15:39.231	49.084	+0.403	17.606	16.410	15.068
7	10:16:28.134	48.903	+0.222	17.492	16.351	15.060
8	10:17:17.193	49.059	+0.378	17.535	16.487	15.037
9	10:18:06.333	49.140	+0.459	17.406	16.463	15.271
10	10:18:55.248	48.915	+0.234	17.412	16.374	15.129
11	10:19:44.282	49.034	+0.353	17.632	16.327	15.075
12	10:20:33.343	49.061	+0.380	17.696	16.366	14.999
13	10:21:22.262	48.919	+0.238	17.419	16.340	15.160
14	10:22:10.943	48.581		17.473	16.214	14.994
15	10:23:00.047	49.104	+0.423	17.528	16.402	15.174
16	10:23:49.877	49.830	+1.149	17.988	16.538	15.304

(437) Felix Wischlitzki

1	10:11:30.319	53.383	+5.267	20.345	17.204	15.834
2	10:12:21.056	50.737	+2.621	17.771	16.996	15.970
3	10:13:10.496	49.440	+1.324	18.134	16.292	15.014
4	10:14:00.894	50.398	+2.282	18.330	16.908	15.160

(511) Mario Lauer

1	10:11:32.447	54.739	+6.255	20.839	17.809	16.091
2	10:12:22.314	49.867	+1.383	18.039	16.458	15.370
3	10:13:11.933	49.619	+1.135	18.346	16.228	15.045
4	10:14:01.994	50.061	+1.577	18.643	16.416	15.002
5	10:14:51.179	49.185	+0.701	17.950	16.193	15.042
6	10:15:40.014	48.835	+0.351	17.477	16.402	14.956

Orbits





INT. ADAC Kartrennen Wackersdorf

DSKC - KZ2

Pro Kart Raceland Wackersdorf 1,190 Km

Super Heat Group B

16.06.2024 10:05

Race (16 Laps) started at 10:10:35

Lap	Time of Day	Lap Tm	Diff	S1 Tm	S2 Tm	S3 Tm
7	10:16:29.447	49.433	+0.949	17.562	16.828	15.043
8	10:17:18.189	48.742	+0.258	17.669	16.155	14.918
9	10:18:07.003	48.814	+0.330	17.201	16.298	15.315
10	10:18:55.871	48.868	+0.384	17.697	16.203	14.968
11	10:19:45.242	49.371	+0.887	17.476	16.596	15.299
12	10:20:34.493	49.251	+0.767	17.762	16.507	14.982
13	10:21:23.105	48.612	+0.128	17.387	16.238	14.987
14	10:22:11.589	48.484		17.374	16.155	14.955
15	10:23:00.612	49.023	+0.539	17.658	16.315	15.050
16	10:23:50.451	49.839	+1.355	18.123	16.233	15.483

Lap	Time of Day	Lap Tm	Diff	S1 Tm	S2 Tm	S3 Tm
9	10:18:07.248	48.606	+0.040	17.350	16.151	15.105
10	10:18:55.998	48.750	+0.184	17.686	16.129	14.935
11	10:19:45.153	49.155	+0.589	17.605	16.503	15.047
12	10:20:34.160	49.007	+0.441	17.691	16.440	14.876
13	10:21:22.865	48.705	+0.139	17.512	16.214	14.979
14	10:22:11.749	48.884	+0.318	17.931	16.097	14.856
15	10:23:00.939	49.190	+0.624	18.012	16.231	14.947
16	10:23:50.575	49.636	+1.070	17.787	16.414	15.435

(406) Christian Breiter

1	10:11:32.290	55.029	+6.386	20.876	17.486	16.667
2	10:12:22.568	50.278	+1.635	17.866	16.481	15.931
3	10:13:12.443	49.875	+1.232	18.326	16.362	15.187
4	10:14:01.545	49.102	+0.459	17.575	16.511	15.016
5	10:14:50.718	49.173	+0.530	17.848	16.330	14.995
6	10:15:39.592	48.874	+0.231	17.598	16.293	14.983
7	10:16:28.534	48.942	+0.299	17.508	16.359	15.075
8	10:17:17.550	49.016	+0.373	17.517	16.387	15.112
9	10:18:06.633	49.083	+0.440	17.501	16.297	15.285
10	10:18:55.496	48.863	+0.220	17.479	16.357	15.027
11	10:19:44.583	49.087	+0.444	17.484	16.592	15.011
12	10:20:33.792	49.209	+0.566	17.750	16.391	15.068
13	10:21:22.435	48.643		17.433	16.234	14.976
14	10:22:11.165	48.730	+0.087	17.533	16.247	14.950
15	10:23:00.328	49.163	+0.520	17.644	16.484	15.035
16	10:23:50.697	50.369	+1.726	18.553	16.647	15.169

(455) Tim Schott

1	10:11:32.114	54.590	+6.149	20.672	17.878	16.040
2	10:12:21.867	49.753	+1.312	17.756	16.578	15.419
3	10:13:11.382	49.515	+1.074	18.006	16.420	15.089
4	10:14:01.181	1:02.799	+14.358	31.110	16.510	15.179
5	10:15:02.622	48.441		17.379	16.076	14.986
6	10:15:51.132	48.510	+0.069	17.388	16.124	14.998
7	10:16:40.762	49.630	+1.189	17.267	16.231	16.132

(436) Cedric Malk

1	10:11:28.276	52.546		20.414	16.854	15.278
---	--------------	--------	--	--------	--------	--------

(513) Edoardo Mormorelli

1	10:11:32.542	54.999	+6.331	20.724	17.685	16.590
2	10:12:22.714	50.172	+1.504	18.306	16.436	15.430
3	10:13:12.675	49.961	+1.293	18.425	16.372	15.164
4	10:14:01.790	49.115	+0.447	17.792	16.274	15.049
5	10:14:50.970	49.180	+0.512	17.807	16.338	15.035
6	10:15:39.864	48.894	+0.226	17.532	16.350	15.012
7	10:16:29.347	49.483	+0.815	17.608	16.602	15.273
8	10:17:18.464	49.117	+0.449	18.036	16.140	14.941
9	10:18:07.387	48.923	+0.255	17.299	16.209	15.415
10	10:18:56.471	49.084	+0.416	17.826	16.199	15.059
11	10:19:45.512	49.041	+0.373	17.678	16.216	15.147
12	10:20:34.818	49.306	+0.638	17.862	16.449	14.995
13	10:21:23.486	48.668		17.587	16.173	14.908
14	10:22:12.158	48.672	+0.004	17.623	16.188	14.861
15	10:23:01.173	49.015	+0.347	17.495	16.238	15.282
16	10:23:50.916	49.743	+1.075	18.043	16.611	15.089

(485) Maximilian Spirk

1	10:11:31.622	54.264	+5.714	20.643	17.509	16.112
2	10:12:22.225	50.603	+2.053	18.172	16.674	15.757
3	10:13:11.798	49.573	+1.023	18.176	16.301	15.096
4	10:14:02.210	50.412	+1.862	18.976	16.345	15.091
5	10:14:51.516	49.306	+0.756	18.003	16.239	15.064
6	10:15:40.434	48.918	+0.368	17.383	16.524	15.011
7	10:16:29.389	48.955	+0.405	17.443	16.366	15.146
8	10:17:17.939	48.550		17.478	16.164	14.908
9	10:18:06.833	48.894	+0.344	17.302	16.234	15.358
10	10:18:55.716	48.883	+0.333	17.625	16.297	14.961
11	10:19:44.838	49.122	+0.572	17.451	16.565	15.106
12	10:20:33.975	49.137	+0.587	17.930	16.303	14.904
13	10:21:22.714	48.739	+0.189	17.508	16.272	14.959
14	10:22:11.443	48.729	+0.179	17.472	16.286	14.971
15	10:23:00.504	49.061	+0.511	17.637	16.388	15.036
16	10:23:50.245	49.741	+1.191	17.998	16.285	15.458

(411) Philipp Salzmann

1	10:11:31.244	53.820	+5.254	20.185	17.767	15.868
2	10:12:22.020	50.776	+2.210	18.280	16.710	15.786
3	10:13:11.598	49.578	+1.012	18.031	16.444	15.103
4	10:14:03.435	51.837	+3.271	19.424	17.308	15.105
5	10:14:52.001	48.566		17.489	16.106	14.971
6	10:15:40.663	48.662	+0.096	17.325	16.193	15.144
7	10:16:29.590	48.927	+0.361	17.619	16.146	15.162
8	10:17:18.642	49.052	+0.486	17.959	16.190	14.903



INT. ADAC Kartrennen Wackersdorf

Lapchart

DSKC - KZ2

Pro Kart Raceland Wackersdorf 1,190 Km

Super Heat Group B

16.06.2024 10:05

Race (16 Laps) started at 10:10:35

Competitors	Laps																
	0	1	2	3	4	5	6	7	8	9	10	11	12	13	14	15	16
Dion van Werven (477)	1	477	477	477	477	477	477	477	477	477	477	477	477	477	477	477	477
Enzo Bol (440)	2	440	440	440	440	440	440	440	440	440	440	440	440	440	440	440	440
Lukas Reiböck (428)	3	428	428	428	428	427	427	427	427	427	427	427	427	427	427	427	427
Jeroen Bos (507)	4	507	427	427	427	428	428	428	428	428	428	428	428	428	428	428	428
Emma Felbermayr (427)	5	427	507	507	507	507	507	507	507	507	507	507	507	507	507	507	507
Cedric Malk (436)	6	436	515	515	515	515	515	515	515	515	502	502	502	502	502	502	502
Jeffrey Fikse (514)	7	514	436	502	502	502	502	502	502	502	515	515	515	515	515	515	515
Edgaras Kelmas (515)	8	515	514	512	512	512	512	512	512	512	512	512	512	512	512	512	512
Louis Binder (502)	9	502	512	434	434	434	434	434	434	412	412	412	412	514	514	514	514
Oskar Steinbach (512)	10	512	502	412	412	412	412	412	412	514	514	514	514	468	468	468	468
Ajdin Jatic (412)	11	412	412	407	407	407	514	514	514	514	468	468	468	468	412	408	408
Marcel Ernst (434)	12	434	407	468	468	514	407	468	468	468	434	408	408	408	408	412	407
Florian Breitenbach (408)	13	408	434	514	514	468	468	407	408	408	407	407	407	407	407	412	412
Anders Elkjaer (407)	14	407	437	437	437	408	408	408	407	407	407	434	434	437	437	437	437
Rick Hartmann (468)	15	468	468	408	408	454	437	437	437	437	437	437	434	434	434	434	434
Felix Wischlitzki (437)	16	437	408	454	454	437	454	454	454	454	454	454	454	454	454	454	454
Markus Rausch (454)	17	454	454	455	455	406	406	406	406	406	406	406	406	406	406	406	485
Christian Breiter (406)	18	406	411	411	411	513	513	513	485	485	485	485	485	485	485	485	511
Maximilian Spirkel (485)	19	485	485	485	485	511	511	511	485	511	511	511	411	411	411	511	411
Philipp Salzmann (411)	20	411	455	511	511	485	485	485	511	513	411	411	511	511	511	411	406
Tim Schott (455)	21	455	406	406	406	411	411	411	411	513	513	513	513	513	513	513	513
Edoardo Mormorelli (513)	22	513	511	513	513	455	455	455	455								
Mario Lauer (511)	23	511	513														
Noah Höß (418)	24	418															



DSKC - KZ2

Super Heat Group B Revision 2

Track length: 1.190 Km

Race Started: 10:10:35

Best Lap by: 477 - Dion van Werven - 47.621

Rank	#	Driver	Nat	Sponsor Entrant	Nat	License E-License	Make	laps	T. Time Diff	Best Lap	Penalty	Points
1	1	477 Dion van Werven	NLD	Wilfred van Werven	NLD	ITE49844 EL50365	CRG/TM/Vega	16	12:50.004	47.621		75
2	-1	440 Enzo Bol	NLD	SP Motorsport	NLD	ITE42526 IBL47253	KR/TM/Vega	16	12:52.129 2.125	47.755		69
3	3	427 Emma Felbermayr	AUT	TB Racing Team	DEU	ITEJK2003 KBF38262	KR/TM/Vega	16	12:55.423 5.419	47.836		63
4	0	507 Jeroen Bos	NLD	SP Motorsport	NLD	ITE21799 IBL47253	KR/TM Racing/Vega	16	12:55.747 5.743	47.838		57
5	4	502 Louis Binder	DEU	BRM RACING FACTORY S.R.L.	ITA	ITE34543 IBL462163	BRM/TM/Vega	16	12:59.000 8.996	47.956		51
6	-3	428 Lukas Reiböck	AUT	BIRELART RACING KSW	AUT	ITEJK2158 IBLBK 102	Birel ART/TM/VEGA	16	13:00.701 10.697	47.772	+ 5 sec	48
7	3	512 Oskar Steinbach	DEU	Kartshop Ampfing	DEU	NKA41241 KBF25142	Birel/TM/Vega	16	13:01.035 11.031	48.200		45
8	8	468 Rick Hartmann	DEU	MSC -Langenfeld e.V. im ADAC Falcon Racing Team	NLD	ITD-C18598 12133007	Falcon/TM/Vega	16	13:03.132 13.128	48.029		42
9	6	408 Florian Breitenbach	DEU	Maranello SRP Factory Team	DEU	ITE 16880 KBF38275	Maranello/TM /Vega	16	13:04.634 14.630	47.888		39
10	3	407 Anders Elkjaer	DNK	Maranello SRP Factory Team	DEU	ITE902 KBF38275	Maranello/TM/Vega	16	13:05.613 15.609	48.209		36
11	0	412 Ajdin Jatic	NLD	Falcon Racing Team	NLD	ITE52317 12131007	Falcon/TM/Vega	16	13:06.033 16.029	48.165		34
12	2	437 Felix Wischlitzki	DEU	ADAC Mittelrhein e.V. RMW Motorsport	DEU	ITE 15497 BIC39010	Tony-Kart/TM/Vega	16	13:06.420 16.416	48.116		32
13	-6	514 Jeffrey Fikse	NLD	Jeffrey Fikse	DEU	ITE40615 IDC40615	Maranello /TM/Vega	16	13:07.013 17.009	47.971	+ 5 sec	30
14	-2	434 Marcel Ernst	DEU	NB Motorsport	DEU	NKA25485 38954	Lenzokart/TM/Vega	16	13:08.530 18.526	48.402		28
15	3	454 Markus Rausch	DEU	Markus Rausch	DEU	ITE 11242 IDC11242	Maranello/TM/Vega	16	13:14.851 24.847	48.681		26
16	6	511 Mario Lauer	DEU	NEES RACING	DEU	ITG25003 KBF38362	Maranello/TM/Vega	16	13:15.425 25.421	48.484		24
17	2	406 Christian Breiter	DEU	ADAC Niersachsen/Sachsen-Anhalt e.V.	DEU	NKA16756 BIC38443	Maranello/TM/Vega	16	13:15.671 25.667	48.643		22
18	2	513 Edoardo Mormorelli	ITA	Maranello SRP Factory Team	DEU	ITE499685 BIC38275	Maranello/TM/Vega	16	13:15.890 25.886	48.668		20
19	2	485 Maximilian Spirkel	DEU	Dörr Motorsport	DEU	ITE33771 BIF38420	KR/IAME/Vega	16	13:20.219 30.215	48.550	+ 5 sec	18
20	-3	411 Philipp Salzmann	DEU	TB Racing Team	DEU	ITE40074 KBF38262	KR/TM/Vega	16	13:20.549 30.545	48.566	+ 5 sec	17
21	2	455 Tim Schott	DEU	TB Racing Team	DEU	NKA16563 KBF38262	KR/TM/Vega	7	6:05.736 9 Laps	48.441		16
22	-17	436 Cedric Malk	CHE	Millennium Racing	DEU	ITE1350 KBF38042	Tony Kart/TM/Vega	1	53.250 15 Laps	52.546		15
23	1	418 Noah Höß	DEU	Solgat Motorsport	DEU	ITE 19884 BIF42332	Birel ART/TM/Vega	0	4.488 16 Laps			14

Not classified

DSQ	515	Edgaras Kelmas	LTU	Paske Racing	LTU	ITE2024-ITE/003 IBL2024-KL/05	Maranello/TM /Vega	16	DSQ	48.122		8
-----	-----	----------------	-----	--------------	-----	-------------------------------	--------------------	----	-----	--------	--	---

Announcements

- # 514 + 5 sec causing a contact
- # 428,485,411 + 5 sec front fairing
- # 515 DQ Steward desision


Timekeeper  
M.Riehmers

Race Director  
H.Seidel

Page 1/1

These results are provisional until the conclusion of any judicial and technical matters!

Printed: 16.06.2024 / 11:20



**DKM Round 3**

**DSKC - KZ2**

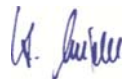
**Wackersdorf**

**Final Intermediate Classification**

Pos. No.	Firstname	Lastname	Nat.		Nat			Total	QP	PTS	B	C	A	B	SHA	SHB
			Dri	Entrant	Ent	Make	Sponsor									
1	442	Maximilian	Schleimer	DEU	Maranello SRP Factory Team	DEU	Maranello/TM/Vega	ADAC Mittelrhein e.V.	6	166	50	41	--	75	--	
2	440	Enzo	Bol	NLD	SP Motorsport	NLD	KR/TM/Vega		3	157	44	44	--	--	69	
3	423	Claudia	Henning	DEU	Henning Claudia	DEU	Birel ART/TM/Vega		2	151	38	--	44	69	--	
4	477	Dion	van Werven	NLD	Wilfred van Werven	NLD	CRG/TM/Vega		11	150	34	--	41	--	75	
5	431	Simon	Rechenmacher	DEU	TB Racing Team	DEU	KR/TM/Vega		12	137	36	38	--	63	--	
6	507	Jeroen	Bos	NLD	SP Motorsport	NLD	KR/TM Racing/Vega		18	125	32	36	--	--	57	
7	427	Emma	Felbermayr	AUT	TB Racing Team	DEU	KR/TM/Vega		17	123	28	--	32	--	63	
8	466	Maximilian	Schreyer	DEU	Maranello SRP Factory Team	DEU	Maranello/TM /Vega		7	121	--	30	34	57	--	
9	428	Lukas	Reiböck	AUT	BIRELART RACING KSW	AUT	Birel ART/TM/VEGA		15	121	41	32	--	--	48	
10	419	Dominik	Reuters	DEU	Dörr Motorsport	DEU	KR/IAME/Vega		13	117	--	50	19	48	--	
11	426	Siep	Kuypers	NLD	CRG Holland	NLD	CRG/TM/Vega		10	104	--	23	36	45	--	
12	502	Louis	Binder	DEU	BRM RACING FACTORY S.R.L.	ITA	BRM/TM/Vega		16	100	--	25	24	--	51	
13	415	Rouven	Wilk	DEU	Mach1 Motorsport	DEU	Mach1/TM/Vega		4	98	--	34	28	36	--	
14	512	Oskar	Steinbach	DEU	Kartshop Ampfing	DEU	Birel/TM/Vega		19	93	--	26	22	--	45	
15	452	Erik	Müller	DEU	Mach1 Motorsport	DEU	Mach1/TM /Vega		8	91	22	--	27	42	--	
16	514	Jeffrey	Fikse	NLD	Jeffrey Fikse	DEU	Maranello /TM/Vega		1	86	--	6	50	--	30	
17	417	Emanuel	Mai	DEU	Solgat Motorsport	DEU	Birel ART/TM/Vega		9	86	30	5	--	51	--	
18	410	Maurice	Schenck	DEU	APEX Performance	DEU	Maranello/TM/Vega		20	83	23	--	26	34	--	
19	509	Domantas	Knyva	LTU	Dream 2 Drive	LTU	Formula K/TM/Vega		21	81	18	24	--	39	--	
20	436	Cedric	Malk	CHE	Millennium Racing	DEU	Tony Kart/TM/Vega		5	78	25	--	38	--	15	
21	412	Ajdin	Jatic	NLD	Falcon Racing Team	NLD	Falcon/TM/Vega		25	76	--	22	20	--	34	
22	468	Rick	Hartmann	DEU	Falcon Racing Team	NLD	Falcon/TM/Vega	MSC -Langenfeld e.V. im ADA	32	74	7	--	25	--	42	
23	408	Florian	Breitenbach	DEU	Maranello SRP Factory Team	DEU	Maranello/TM /Vega		22	73	--	27	7	--	39	
24	407	Anders	Elkjaer	DNK	Maranello SRP Factory Team	DEU	Maranello/TM/Vega		46	72	--	18	18	--	36	
25	430	Andreas	Dresen	DEU	Maranello SRP Factory Team	DEU	Maranello/TM/Vega		28	70	--	19	21	30	--	
26	414	Ken	Algre	EST	Maranello SRP Factory Team	DEU	Maranello/TM /Vega		26	69	26	--	30	13	--	
27	437	Felix	Wischlitzki	DEU	RMW Motorsport	DEU	Tony-Kart/TM/Vega	ADAC Mittelrhein e.V.	14	67	27	--	8	--	32	
28	434	Marcel	Ernst	DEU	NB Motorsport	DEU	Lenzokart/TM/Vega		27	67	19	20	--	--	28	
29	444	Lars	Ossenbeck	DEU	ADAC Niedersachsen/Sachsen-Anhalt e.V.	DEU	Maranello/TM/Vega		38	61	20	--	13	28	--	
30	515	Edgaras	Kelmas	LTU	Paske Racing	LTU	Maranello/TM /Vega		24	60	24	28	--	--	8	
31	425	Noah	Gounot	DEU	Solgat Motorsport	DEU	Birel ART/TM/Vega		47	58	16	--	10	32	--	
32	420	Nathalie	Kreitz	DEU	VDB Kart Racing	DEU	Birel ART/TM/Vega		39	57	14	21	--	22	--	
33	454	Markus	Rausch	DEU	Markus Rausch	DEU	Maranello/TM/Vega		35	53	10	--	17	--	26	
34	505	Luca	Colella	DEU	APEX Performance Racing Team	DEU	Maranello/TM/Vega		41	52	21	--	15	16	--	
35	433	Alexander	Richter	DEU	Team NKS	DEU	DR/Modena/Vega		42	50	15	15	--	20	--	
36	406	Christian	Breiter	DEU	ADAC Niersachsen/Sachsen-Anhalt e.V.	DEU	Maranello/TM/Vega		40	48	--	10	16	--	22	
<b>Not qualified for Final from position 37</b>																
37	429	Adrian	Martinz	AUT	BIREL ART RACING KSW	AUT	Birel ART/TM/Vega		31	47	--	14	9	24	--	
38	411	Philipp	Salzmann	DEU	TB Racing Team	DEU	KR/TM/Vega		29	46	6	--	23	--	17	
39	511	Mario	Lauer	DEU	NEES RACING	DEU	Maranello/TM/Vega		34	46	--	16	6	--	24	
40	513	Edoardo	Mormorelli	ITA	Maranello SRP Factory Team	DEU	Maranello/TM/Vega		36	45	12	13	--	--	20	
41	409	Lovasz	Balint	HUN	VIA-SPEED KFT	HUN	Croc Promotion/TM/Vega		44	43	13	--	12	18	--	
42	416	Jayden	Gushiken	DEU	7L-Performance	DEU	Tony Kart /TM /Vega		45	43	11	17	--	15	--	
43	516	Gianina	Prisching	AUT	BIREL ART RACING KSW	AUT	BirelArt/TM /Vega		33	42	8	8	--	26	--	
44	485	Maximilian	Spirkel	DEU	Dörr Motorsport	DEU	KR/IAME/Vega		48	42	17	7	--	--	18	
45	424	Noah	Kaltenbach	DEU	7L-Performance	DEU	Tony Kart/TM /Vega		37	40	--	12	14	14	--	

Announcements: These results are provisional until the conclusion of any judicial and technical matters

Race Director Horst Seidel:



Timekeeping M. Riehmers:



Printed: 16.06.2024 11:21

Posted at: h





**DKM Round 3**

DSKC - KZ2

Wackersdorf

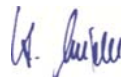
**Ranking after Heats**

Pos. No.	Firstname	Lastname	Nat.		Nat.			Total							
			Dri	Entrant	Ent	Make	Sponsor	QP	PTS	B-C	A-C	A-B	SHA	SHB	
46	422	Chris	<b>Vandebroek</b>	DEU	VDB Kart Racing	DEU	Birel ART/TM/Vega		43	<b>37</b>	--	9	11	17	--
47	455	Tim	<b>Schott</b>	DEU	TB Racing Team	DEU	KR/TM/Vega		30	<b>32</b>	5	11	--	--	16
48	418	Noah	<b>HöB</b>	DEU	Solgat Motorsport	DEU	Birel ART/TM/Vega		23	<b>23</b>	9	--	0	--	14

**Announcements:**

----- These results are provisional until the conclusion of any judicial and technical matters -----

Race Director Horst Seidel:



Timekeeping M. Riehmers:



Printed: 16.06.2024 11:21

Posted at: h



DKM Round 3			Track:	Wackersdorf		
Class: DSKC - KZ2			Heat:	Final		
Date/Time: 16.06.2024 13:50			Laps:	21 lap		
				Edition 1		
Alexander Richter	<b>433</b>	DR/Modena/Vega	<b>18</b>	Christian Breiter	<b>406</b>	Maranello/TM/Vega
	35				36	
Markus Rausch	<b>454</b>	Maranello/TM/Vega	<b>17</b>	Luca Colella	<b>505</b>	Maranello/TM/Vega
	33				34	
Noah Gounot	<b>425</b>	Birel ART/TM/Vega	<b>16</b>	Nathalie Kreitz	<b>420</b>	Birel ART/TM/Vega
	31				32	
Lars Ossenbeck	<b>444</b>	Maranello/TM/Vega	<b>15</b>	Edgaras Kelmas	<b>515</b>	Maranello/TM/Vega
	29				30	
Felix Wischlitzi	<b>437</b>	Tony-Kart/TM/Vega	<b>14</b>	Marcel Ernst	<b>434</b>	Lenzokart/TM/Vega
	27				28	
Andreas Dresen	<b>430</b>	Maranello/TM/Vega	<b>13</b>	Ken Algre	<b>414</b>	Maranello/TM/Vega
	25				26	
Florian Breitenbach	<b>408</b>	Maranello/TM/Vega	<b>12</b>	Anders Elkjaer	<b>407</b>	Maranello/TM/Vega
	23				24	
Ajdin Jatic	<b>412</b>	Falcon/TM/Vega	<b>11</b>	Rick Hartmann	<b>468</b>	Falcon/TM/Vega
	21				22	
Domantas Knyva	<b>509</b>	Formula K/TM/Vega	<b>10</b>	Cedric Malk	<b>436</b>	Tony Kart/TM/Vega
	19				20	
Emanuel Mai	<b>417</b>	Birel ART/TM/Vega	<b>9</b>	Maurice Schenck	<b>410</b>	Maranello/TM/Vega
	17				18	
Erik Müller	<b>452</b>	Mach1/TM/Vega	<b>8</b>	Jeffrey Fikse	<b>514</b>	Maranello/TM/Vega
	15				16	
Rouven Wiik	<b>415</b>	Mach1/TM/Vega	<b>7</b>	Oskar Steinbach	<b>512</b>	Birel/TM/Vega
	13				14	
Siep Kuypers	<b>426</b>	CRG/TM/Vega	<b>6</b>	Louis Binder	<b>502</b>	BRM/TM/Vega
	11				12	
Lukas Reiböck	<b>428</b>	Birel ART/TM/VEGA	<b>5</b>	Dominik Reuters	<b>419</b>	KR/IAME/Vega
	9				10	
Emma Felbermayr	<b>427</b>	KR/TM/Vega	<b>4</b>	Maximilian Schreyer	<b>466</b>	Maranello/TM/Vega
	7				8	
Simon Rechenmacher	<b>431</b>	KR/TM/Vega	<b>3</b>	Jeroen Bos	<b>507</b>	KR/TM/Racing/Vega
	5				6	
Claudia Henning	<b>423</b>	Birel ART/TM/Vega	<b>2</b>	Dion van Werven	<b>477</b>	CRG/TM/Vega
	3				4	
Maximilian Schleimer	<b>442</b>	Maranello/TM/Vega	<b>1</b>	Enzo Bol	<b>440</b>	KR/TM/Vega
	1				2	

Pole Position

printed 16.06.2024 11:21



### DSKC - KZ2

### Final

Track length: 1.190 Km

Race Started: 13:55:33

Best Lap by: 477 - Dion van Werven - 47.468

Rank	#	Driver	Nat	Sponsor Entrant	Nat	License E-License	Make	laps	T. Time Diff	Best Lap	Penalty	Points
1	3	477 <b>Dion van Werven</b>	NLD	Wilfred van Werven	NLD	ITE49844 EL50365	CRG/TM/Vega	21	16:47.853	47.468		51
2	-1	442 <b>Maximilian Schleimer</b>	DEU	ADAC Mittelrhein e.V. Maranello SRP Factory Team	DEU	ITE 11572 KBF38275	Maranello/TM/Vega	21	16:48.453 0.600	47.498		44
3	0	423 <b>Claudia Henning</b>	DEU	Henning Claudia	DEU	ITE11645 IDC11645	Birel ART/TM/Vega	21	16:52.741 4.888	47.501		38
4	3	427 <b>Emma Felbermayr</b>	AUT	TB Racing Team	DEU	ITEJK2003 KBF38262	KR/TM/Vega	21	16:55.221 7.368	47.817		34
5	1	507 <b>Jeroen Bos</b>	NLD	SP Motorsport	NLD	ITE21799 IBL47253	KR/TM Racing/Vega	21	16:55.690 7.837	47.759		30
6	2	466 <b>Maximilian Schreyer</b>	DEU	Maranello SRP Factory Team	DEU	ITE 31254 BIC38275	Maranello/TM /Vega	21	16:56.783 8.930	47.890		26
7	19	414 <b>Ken Algre</b>	EST	Maranello SRP Factory Team	DEU	ITE26407 KBF38275	Maranello/TM /Vega	21	16:57.594 9.741	47.742		22
8	8	514 <b>Jeffrey Fikse</b>	NLD	Jeffrey Fikse	DEU	ITE40615 IDC40615	Maranello /TM/Vega	21	16:58.423 10.570	47.822		18
9	3	502 <b>Louis Binder</b>	DEU	BRM RACING FACTORY S.R.L.	ITA	ITE34543 IBL462163	BRM/TM/Vega	21	16:58.850 10.997	47.934		14
10	0	419 <b>Dominik Reuters</b>	DEU	Dörr Motorsport	DEU	ITE 14038 BIF38420	KR/IAME/Vega	21	16:59.265 11.412	47.754	+ 5 sec	10
11	-6	431 <b>Simon Rechenmacher</b>	DEU	TB Racing Team	DEU	ITE 38327 KBF38262	KR/TM/Vega	21	16:59.384 11.531	47.705	+5 sec	8
12	1	415 <b>Rouven Wilk</b>	DEU	Mach1 Motorsport	DEU	ITE35449 KBF39310	Mach1/TM/Vega	21	16:59.623 11.770	47.868		6
13	2	452 <b>Erik Müller</b>	DEU	Mach1 Motorsport	DEU	ITE 17884 BIC20651	Mach1/TM /Vega	21	17:00.752 12.899	47.937		4
14	8	468 <b>Rick Hartmann</b>	DEU	MSC -Langenfeld e.V. im ADAC Falcon Racing Team	NLD	ITD-C18598 12133007	Falcon/TM/Vega	21	17:01.267 13.414	47.972		2
15	8	408 <b>Florian Breitenbach</b>	DEU	Maranello SRP Factory Team	DEU	ITE 16880 KBF38275	Maranello/TM /Vega	21	17:01.389 13.536	47.803		1
16	-5	426 <b>Siep Kuypers</b>	NLD	CRG Holland	NLD	ITE52719 155221008	CRG/TM/Vega	21	17:01.714 13.861	47.636	+ 5 sec	0
17	2	509 <b>Domantas Knyva</b>	LTU	Dream 2 Drive	LTU	IABS2024-ITE/016 IBL2024-KL/09	Formula K/TM/Vega	21	17:02.653 14.800	48.027		0
18	9	437 <b>Felix Wischlitzi</b>	DEU	ADAC Mittelrhein e.V. RMW Motorsport	DEU	ITE 15497 BIC39010	Tony-Kart/TM/Vega	21	17:03.279 15.426	47.965		0
19	1	436 <b>Cedric Malk</b>	CHE	Millennium Racing	DEU	ITE1350 KBF38042	Tony Kart/TM/Vega	21	17:03.720 15.867	47.973		0
20	4	407 <b>Anders Elkjaer</b>	DNK	Maranello SRP Factory Team	DEU	ITE902 KBF38275	Maranello/TM/Vega	21	17:04.609 16.756	48.030		0
21	4	430 <b>Andreas Dresen</b>	DEU	Maranello SRP Factory Team	DEU	ITC-C28031 KBF38275	Maranello/TM/Vega	21	17:06.085 18.232	47.974		0
22	-4	410 <b>Maurice Schenck</b>	DEU	APEX Performance	DEU	ITE 10412 KBF38438	Maranello/TM/Vega	21	17:07.026 19.173	48.003		0
23	11	505 <b>Luca Colella</b>	DEU	APEX Performance Racing Team	DEU	ITE21369 KBF38438	Maranello/TM/Vega	21	17:07.580 19.727	48.042		0
24	-10	512 <b>Oskar Steinbach</b>	DEU	Kartshop Ampfing	DEU	NKA41241 KBF25142	Birel/TM/Vega	21	17:10.274 22.421	48.036	+ 5 sec	0
25	8	454 <b>Markus Rausch</b>	DEU	Markus Rausch	DEU	ITE 11242 IDC11242	Maranello/TM/Vega	21	17:13.220 25.367	48.412		0
26	3	444 <b>Lars Ossenbeck</b>	DEU	ADAC Niedersachsen/Sachsen-Anhalt e.V.	DEU	ITE 38498 BIC38443	Maranello/TM/Vega	21	17:14.199 26.346	48.401		0
27	5	420 <b>Nathalie Kreitz</b>	DEU	VDB Kart Racing	DEU	ITE 14979 KBF10478	Birel ART/TM/Vega	21	17:18.976 31.123	48.357	+ 5 sec	0
28	8	406 <b>Christian Breiter</b>	DEU	ADAC Niersachsen/Sachsen-Anhalt e.V.	DEU	NKA16756 BIC38443	Maranello/TM/Vega	21	17:21.321 33.468	48.668		0
29	-1	434 <b>Marcel Ernst</b>	DEU	NB Motorsport	DEU	NKA25485 38954	Lenzokart/TM/Vega	21	17:21.446 33.593	48.556		0
30	-28	440 <b>Enzo Bol</b>	NLD	SP Motorsport	NLD	ITE42526 IBL47253	KR/TM/Vega	21	17:21.545 33.692	47.712		0
31	-10	412 <b>Ajdin Jatic</b>	NLD	Falcon Racing Team	NLD	ITE52317 12131007	Falcon/TM/Vega	18	15:04.193 3 Laps	47.878		0
32	-23	428 <b>Lukas Reiböck</b>	AUT	BIRELART RACING KSW	AUT	ITEJK2158 IBLBK 102	Birel ART/TM/VEGA	16	12:58.727 5 Laps	47.679		0
33	2	433 <b>Alexander Richter</b>	DEU	Team NKS	DEU	ITE 42057 BIC29153	DR/Modena/Vega	2	1:50.425 19 Laps	51.606		0
34	-4	515 <b>Edgaras Kelmas</b>	LTU	Paske Racing	LTU	ITE2024-ITE/003 IBL2024-KL/05	Maranello/TM /Vega	1	1:13.659 20 Laps	1:10.236		0
35	-18	417 <b>Emanuel Mai</b>	DEU	Solgat Motorsport	DEU	ITE 16484 KBF42332	Birel ART/TM/Vega	0	2.022 21 Laps			0
36	-5	425 <b>Noah Gounot</b>	DEU	Solgat Motorsport	DEU	NKA30555 KBF42332	Birel ART/TM/Vega	0	3.177 21 Laps			0

#### Announcements

# 431,426 + 5 sec push

# 419,420,512 + 5 sec front fairing


Timekeeper  
M.Riehmers

Race Director  
H.Seidel

Page 1/1

These results are provisional until the conclusion of any judicial and technical matters!

Printed: 16.06.2024 / 14:38



INT. ADAC Kartrennen Wackersdorf

DSKC - KZ2

Pro Kart Raceland Wackersdorf 1,190 Km

Final

16.06.2024 13:50

Race (21 Laps) started at 13:55:33

Lap	Time of Day	Lap Tm	Diff	S1 Tm	S2 Tm	S3 Tm
<b>(477) Dion van Werven</b>						
1	13:56:24.820	51.000	+3.532	19.245	16.237	15.518
2	13:57:14.073	49.253	+1.785	17.660	16.191	15.402
3	13:58:02.303	48.230	+0.762	17.201	16.017	15.012
4	13:58:50.225	47.922	+0.454	17.143	15.904	14.875
5	13:59:38.015	47.790	+0.322	17.080	15.907	14.803
6	14:00:25.804	47.789	+0.321	17.116	15.857	14.816
7	14:01:13.409	47.605	+0.137	17.026	15.809	14.770
8	14:02:01.084	47.675	+0.207	17.114	15.804	14.757
9	14:02:48.751	47.667	+0.199	17.033	15.809	14.825
10	14:03:36.361	47.610	+0.142	17.009	15.838	14.763
11	14:04:23.860	47.499	+0.031	17.016	15.774	14.709
12	14:05:11.396	47.536	+0.068	17.108	15.712	14.716
13	14:05:58.989	47.593	+0.125	17.097	15.774	14.722
14	14:06:47.282	48.293	+0.825	17.028	16.017	15.248
15	14:07:35.378	48.096	+0.628	17.359	15.921	14.816
16	14:08:23.074	47.696	+0.228	17.118	15.820	14.758
17	14:09:10.738	47.664	+0.196	17.160	15.739	14.765
18	14:09:58.426	47.688	+0.220	17.106	15.810	14.772
19	14:10:46.071	47.645	+0.177	17.075	15.822	14.748
20	14:11:33.539	47.468		17.042	15.726	14.700
21	14:12:21.247	47.708	+0.240	17.059	15.889	14.760

Lap	Time of Day	Lap Tm	Diff	S1 Tm	S2 Tm	S3 Tm
<b>(442) Maximilian Schleimer</b>						
1	13:56:24.061	50.667	+3.169	19.267	16.294	15.106
2	13:57:13.170	49.109	+1.611	17.336	16.573	15.200
3	13:58:01.630	48.460	+0.962	17.317	16.141	15.002
4	13:58:49.631	48.001	+0.503	17.162	15.990	14.849
5	13:59:37.508	47.877	+0.379	17.076	16.013	14.788
6	14:00:25.211	47.703	+0.205	17.064	15.869	14.770
7	14:01:12.892	47.681	+0.183	17.012	15.853	14.816
8	14:02:00.536	47.644	+0.146	17.019	15.845	14.780
9	14:02:48.170	47.634	+0.136	17.009	15.843	14.782
10	14:03:35.878	47.708	+0.210	17.023	15.891	14.794
11	14:04:23.532	47.654	+0.156	17.075	15.830	14.749
12	14:05:11.030	47.498		17.000	15.794	14.704
13	14:05:58.616	47.586	+0.088	17.028	15.846	14.712
14	14:06:47.223	48.607	+1.109	17.032	16.363	15.212
15	14:07:35.570	48.347	+0.849	17.549	15.997	14.801
16	14:08:23.475	47.905	+0.407	17.261	15.908	14.736
17	14:09:11.068	47.593	+0.095	17.045	15.847	14.701
18	14:09:58.710	47.642	+0.144	17.071	15.866	14.705
19	14:10:46.526	47.816	+0.318	17.262	15.840	14.714
20	14:11:34.199	47.673	+0.175	17.172	15.832	14.669
21	14:12:21.847	47.648	+0.150	17.098	15.834	14.716

Lap	Time of Day	Lap Tm	Diff	S1 Tm	S2 Tm	S3 Tm
<b>(423) Claudia Henning</b>						
1	13:56:24.907	51.021	+3.520	19.685	16.245	15.091
2	13:57:14.279	49.372	+1.871	17.755	16.253	15.364
3	13:58:03.983	49.704	+2.203	17.431	17.171	15.102
4	13:58:52.646	48.663	+1.162	17.200	15.915	15.548
5	13:59:40.625	47.979	+0.478	17.251	15.921	14.807
6	14:00:28.414	47.789	+0.288	17.125	15.905	14.759
7	14:01:16.325	47.911	+0.410	17.076	15.893	14.942
8	14:02:04.193	47.868	+0.367	17.090	15.951	14.827
9	14:02:52.313	48.120	+0.619	17.126	15.970	15.024
10	14:03:40.122	47.809	+0.308	17.127	15.897	14.785
11	14:04:27.887	47.765	+0.264	17.053	15.973	14.739
12	14:05:15.619	47.732	+0.231	17.132	15.866	14.734
13	14:06:03.513	47.894	+0.393	17.116	15.996	14.782
14	14:06:51.519	48.006	+0.505	17.207	15.942	14.857
15	14:07:40.138	48.619	+1.118	17.234	16.254	15.131
16	14:08:27.730	47.592	+0.091	17.023	15.829	14.740
17	14:09:15.362	47.632	+0.131	17.051	15.841	14.740
18	14:10:02.863	47.501		17.068	15.763	14.670
19	14:10:50.619	47.756	+0.255	17.096	15.880	14.780
20	14:11:38.451	47.832	+0.331	17.196	15.823	14.813
21	14:12:26.135	47.684	+0.183	17.119	15.809	14.756

Lap	Time of Day	Lap Tm	Diff	S1 Tm	S2 Tm	S3 Tm
<b>(427) Emma Felbermayr</b>						
1	13:56:25.469	51.201	+3.384	19.603	16.376	15.222
2	13:57:15.436	49.967	+2.150	18.126	16.299	15.542
3	13:58:04.417	48.981	+1.164	17.679	16.300	15.002

Lap	Time of Day	Lap Tm	Diff	S1 Tm	S2 Tm	S3 Tm
<b>(507) Jeroen Bos</b>						
4	13:58:52.704	48.287	+0.470	17.294	16.081	14.912
5	13:59:41.276	48.572	+0.755	17.655	16.074	14.843
6	14:00:29.530	48.254	+0.437	17.335	16.012	14.907
7	14:01:17.487	47.957	+0.140	17.176	15.957	14.824
8	14:02:05.535	48.048	+0.231	17.184	16.010	14.854
9	14:02:53.461	47.926	+0.109	17.180	15.913	14.833
10	14:03:41.598	48.137	+0.320	17.249	16.067	14.821
11	14:04:29.430	47.832	+0.015	17.193	15.912	14.727
12	14:05:17.400	47.970	+0.153	17.173	15.991	14.806
13	14:06:05.233	47.833	+0.016	17.180	15.926	14.727
14	14:06:53.105	47.872	+0.055	17.240	15.859	14.773
15	14:07:41.023	47.918	+0.101	17.221	15.913	14.784
16	14:08:29.068	48.045	+0.228	17.277	16.029	14.739
17	14:09:17.016	47.948	+0.131	17.232	15.943	14.773
18	14:10:04.981	47.965	+0.148	17.320	15.905	14.740
19	14:10:52.948	47.967	+0.150	17.250	16.004	14.713
20	14:11:40.765	47.817		17.214	15.855	14.748
21	14:12:28.615	47.850	+0.033	17.220	15.913	14.717

Lap	Time of Day	Lap Tm	Diff	S1 Tm	S2 Tm	S3 Tm
<b>(507) Jeroen Bos</b>						
1	13:56:26.066	51.797	+4.038	19.848	16.679	15.270
2	13:57:15.375	49.309	+1.550	17.739	16.267	15.303
3	13:58:04.088	48.713	+0.954	17.438	16.259	15.016
4	13:58:52.371	48.283	+0.524	17.438	15.962	14.883
5	13:59:40.298	47.927	+0.168	17.167	15.912	14.848
6	14:00:28.179	47.881	+0.122	17.103	15.945	14.833
7	14:01:16.564	48.385	+0.626	17.083	16.262	15.040
8	14:02:04.728	48.164	+0.405	17.233	16.048	14.883
9	14:02:52.742	48.014	+0.255	17.186	16.003	14.825
10	14:03:40.671	47.929	+0.170	17.218	15.902	14.809
11	14:04:28.640	47.969	+0.210	17.175	15.960	14.834
12	14:05:16.399	47.759		17.111	15.856	14.792
13	14:06:04.258	47.859	+0.100	17.099	15.920	14.840
14	14:06:52.152	47.894	+0.135	17.081	15.938	14.875
15	14:07:40.561	48.409	+0.650	17.245	16.187	14.977
16	14:08:28.810	48.249	+0.490	17.472	15.964	14.813
17	14:09:16.869	48.059	+0.300	17.199	15.949	14.911
18	14:10:05.287	48.418	+0.659	17.586	16.031	14.801
19	14:10:53.317	48.030	+0.271	17.260	15.965	14.805
20	14:11:41.212	47.895	+0.136	17.135	15.917	14.843
21	14:12:29.084	47.872	+0.113	17.093	15.911	14.868

Lap	Time of Day	Lap Tm	Diff	S1 Tm	S2 Tm	S3 Tm
<b>(466) Maximilian Schreyer</b>						
1	13:56:26.354	51.957	+4.067	20.080	16.612	15.265
2	13:57:15.473	49.119	+1.229	17.598	16.359	15.162
3	13:58:04.654	49.181	+1.291	17.890	16.261	15.030
4	13:58:52.905	48.251	+0.361	17.312	16.043	14.896
5	13:59:41.693	48.788	+0.898	17.453	16.384	14.951
6	14:00:29.740	48.047	+0.157	17.245	15.977	14.825
7	14:01:17.883	48.143	+0.253	17.116	16.125	14.902
8	14:02:05.958	48.075	+0.185	17.252	16.004	14.819
9	14:02:53.938	47.980	+0.090	17.131	16.031	14.818
10	14:03:41.926	47.988	+0.098	17.174	15.978	14.836
11	14:04:29.816	47.890		17.171	15.910	14.809
12	14:05:17.727	47.911	+0.021	17.175	15.907	14.829
13	14:06:05.715	47.988	+0.098	17.143	15.952	14.893
14	14:06:53.616	47.901	+0.011	17.200	15.937	14.764



INT. ADAC Kartrennen Wackersdorf

DSKC - KZ2

Pro Kart Raceland Wackersdorf 1,190 Km

Final

16.06.2024 13:50

Race (21 Laps) started at 13:55:33

Lap	Time of Day	Lap Tm	Diff	S1 Tm	S2 Tm	S3 Tm	Lap	Time of Day	Lap Tm	Diff	S1 Tm	S2 Tm	S3 Tm
9	14:02:55.988	48.629	+0.887	17.924	15.943	14.762	14	14:06:51.660	48.285	+0.531	17.554	15.931	14.800
10	14:03:43.730	47.742		17.104	15.882	14.756	15	14:07:40.361	48.701	+0.947	17.523	16.114	15.064
11	14:04:31.563	47.833	+0.091	17.165	15.850	14.818	16	14:08:28.293	47.932	+0.178	17.257	15.914	14.761
12	14:05:19.582	48.019	+0.277	17.351	15.902	14.766	17	14:09:16.146	47.853	+0.099	17.107	15.939	14.807
13	14:06:07.377	47.795	+0.053	17.159	15.904	14.732	18	14:10:03.939	47.793	+0.039	17.071	15.946	14.776
14	14:06:55.142	47.765	+0.023	17.131	15.868	14.766	19	14:10:51.829	47.890	+0.136	17.183	15.926	14.781
15	14:07:43.124	47.982	+0.240	17.144	15.921	14.917	20	14:11:39.668	47.839	+0.085	17.064	15.961	14.814
16	14:08:31.328	48.204	+0.462	17.324	15.886	14.994	21	14:12:27.659	47.991	+0.237	17.132	15.907	14.952
17	14:09:19.590	48.262	+0.520	17.407	16.039	14.816							
18	14:10:07.535	47.945	+0.203	17.280	15.971	14.694							
19	14:10:55.333	47.798	+0.056	17.103	15.951	14.744							
20	14:11:43.225	47.892	+0.150	17.186	15.896	14.810							
21	14:12:30.988	47.763	+0.021	17.110	15.849	14.804							

(514) Jeffrey Fikse

1	13:56:27.169	52.040	+4.218	19.988	16.639	15.413
2	13:57:16.266	49.097	+1.275	17.602	16.191	15.304
3	13:58:05.240	48.974	+1.152	17.496	16.317	15.161
4	13:58:53.501	48.261	+0.439	17.367	15.962	14.932
5	13:59:42.219	48.718	+0.896	17.215	16.288	15.215
6	14:00:30.229	48.010	+0.188	17.215	15.972	14.823
7	14:01:18.364	48.135	+0.313	17.237	16.010	14.888
8	14:02:06.511	48.147	+0.325	17.183	16.027	14.937
9	14:02:54.359	47.848	+0.026	17.142	15.866	14.840
10	14:03:42.181	47.822		17.094	15.880	14.848
11	14:04:30.189	48.008	+0.186	17.129	15.979	14.900
12	14:05:18.024	47.835	+0.013	17.116	15.943	14.776
13	14:06:05.988	47.964	+0.142	17.132	15.949	14.883
14	14:06:53.956	47.968	+0.146	17.167	15.959	14.842
15	14:07:42.385	48.429	+0.607	17.170	16.166	15.093
16	14:08:31.224	48.839	+1.017	17.660	16.165	15.014
17	14:09:19.630	48.406	+0.584	17.346	16.033	15.027
18	14:10:07.835	48.205	+0.383	17.417	15.977	14.811
19	14:10:55.786	47.951	+0.129	17.255	15.907	14.789
20	14:11:43.708	47.922	+0.100	17.122	15.961	14.839
21	14:12:31.817	48.109	+0.287	17.408	15.871	14.830

(502) Louis Binder

1	13:56:26.806	52.011	+4.077	20.181	16.535	15.295
2	13:57:15.853	49.047	+1.113	17.463	16.420	15.164
3	13:58:04.880	49.027	+1.093	17.742	16.250	15.035
4	13:58:53.197	48.317	+0.383	17.410	16.014	14.893
5	13:59:42.006	48.809	+0.875	17.363	16.182	15.264
6	14:00:30.055	48.049	+0.115	17.178	15.966	14.905
7	14:01:18.104	48.049	+0.115	17.137	15.954	14.958
8	14:02:06.742	48.638	+0.704	17.266	16.362	15.010
9	14:02:54.927	48.185	+0.251	17.226	16.012	14.947
10	14:03:43.237	48.310	+0.376	17.162	16.146	15.002
11	14:04:31.695	48.458	+0.524	17.192	15.957	15.009
12	14:05:19.982	48.287	+0.353	17.443	15.933	14.911
13	14:06:07.994	48.012	+0.078	17.169	15.951	14.892
14	14:06:55.928	47.934		17.141	15.892	14.901
15	14:07:43.987	48.059	+0.125	17.172	15.963	14.924
16	14:08:32.032	48.045	+0.111	17.203	15.970	14.872
17	14:09:20.013	47.981	+0.047	17.162	15.970	14.849
18	14:10:08.131	48.118	+0.184	17.262	15.971	14.885
19	14:10:56.208	48.077	+0.143	17.204	15.953	14.920
20	14:11:44.193	47.985	+0.051	17.121	15.992	14.872
21	14:12:32.244	48.051	+0.117	17.204	15.947	14.900

(419) Dominik Reuters

1	13:56:25.848	51.277	+3.523	19.729	16.446	15.102
2	13:57:14.646	48.798	+1.044	17.566	16.206	15.026
3	13:58:03.481	48.835	+1.081	17.302	16.655	14.878
4	13:58:51.580	48.099	+0.345	17.143	16.096	14.860
5	13:59:39.456	47.876	+0.122	17.110	15.949	14.817
6	14:00:27.455	47.999	+0.245	17.144	16.045	14.810
7	14:01:16.127	48.672	+0.918	17.095	16.661	14.916
8	14:02:04.011	47.884	+0.130	17.121	15.945	14.818
9	14:02:52.056	48.045	+0.291	17.119	16.074	14.852
10	14:03:39.873	47.817	+0.063	17.134	15.892	14.791
11	14:04:27.651	47.778	+0.024	17.109	15.914	14.755
12	14:05:15.405	47.754		17.073	15.921	14.760
13	14:06:03.375	47.970	+0.216	17.192	15.974	14.804

(431) Simon Rechenmacher

1	13:56:25.527	51.264	+3.559	19.756	16.391	15.117
2	13:57:14.436	48.909	+1.204	17.474	16.119	15.316
3	13:58:03.716	49.280	+1.575	17.732	16.593	14.955
4	13:58:51.889	48.173	+0.468	17.246	15.943	14.984
5	13:59:39.789	47.900	+0.195	17.273	15.875	14.752
6	14:00:27.631	47.842	+0.137	17.197	15.869	14.776
7	14:01:15.855	48.224	+0.519	17.150	16.184	14.890
8	14:02:03.560	47.705		17.103	15.827	14.775
9	14:02:51.364	47.804	+0.099	17.159	15.872	14.773
10	14:03:39.204	47.840	+0.135	17.199	15.840	14.801
11	14:04:27.028	47.824	+0.119	17.165	15.868	14.791
12	14:05:15.174	48.146	+0.441	17.185	16.110	14.851
13	14:06:03.151	47.977	+0.272	17.193	15.861	14.923
14	14:06:51.160	48.009	+0.304	17.383	15.878	14.748
15	14:07:40.283	49.123	+1.418	17.582	16.397	15.144
16	14:08:28.486	48.203	+0.498	17.499	15.930	14.774
17	14:09:16.422	47.936	+0.231	17.251	15.882	14.803
18	14:10:04.277	47.855	+0.150	17.227	15.865	14.763
19	14:10:52.036	47.759	+0.054	17.187	15.849	14.723
20	14:11:39.853	47.817	+0.112	17.185	15.847	14.785
21	14:12:27.778	47.925	+0.220	17.180	15.874	14.871

(415) Rouven Wilk

1	13:56:27.619	52.446	+4.578	20.237	16.816	15.393
2	13:57:16.721	49.102	+1.234	17.763	16.224	15.115
3	13:58:06.177	49.456	+1.588	18.204	16.287	14.965
4	13:58:54.684	48.507	+0.639	17.463	16.126	14.918
5	13:59:43.386	48.702	+0.834	17.225	16.040	15.437
6	14:00:31.627	48.241	+0.373	17.316	15.974	14.951
7	14:01:20.083	48.456	+0.588	17.576	16.036	14.844
8	14:02:08.125	48.042	+0.174	17.191	15.949	14.902
9	14:02:56.320	47.995	+0.327	17.361	15.961	14.873
10	14:03:44.308	47.988	+0.120	17.210	15.957	14.821
11	14:04:32.341	48.033	+0.165	17.208	15.979	14.846
12	14:05:20.691	48.350	+0.482	17.458	16.051	14.841
13	14:06:08.786	48.095	+0.227	17.211	16.042	14.842
14	14:06:56.805	48.019	+0.151	17.243	15.934	14.842
15	14:07:44.673	47.868		17.134	15.906	14.828
16	14:08:32.798	48.125	+0.257	17.211	16.059	14.855
17	14:09:20.896	48.098	+0.230	17.273	15.961	14.864
18	14:10:08.920	48.024	+0.156	17.291	15.923	14.810
19	14:10:57.024	48.104	+0.236	17.284	16.008	14.812
20	14:11:44.990	47.966	+0.098	17.222	15.963	14.781
21	14:12:33.017	48.027	+0.159	17.248	15.948	14.831

(452) Erik Müller

1	13:56:27.926	52.675	+4.738	20.347	17.002	15.326
2	13:57:16.885	48.959	+1.022	17.696	16.199	15.064
3	13:58:05.981	49.096	+1.159	17.632	16.252	15.212
4	13:58:54.378	48.397	+0.460	17.355	16.089	14.953
5	13:59:42.964	48.586	+0.649	17.252	16.040	15.294
6	14:00:31.132	48.168	+0.231	17.249	15.931	14.988
7	14:01:20.460	49.328	+1.391	18.377	16.044	14.907
8	14:02:08.576	48.116	+0.179	17.270	15.918	14.928
9	14:02:56.659	48.083	+0.146	17.264	15.914	14.905
10	14:03:44.721	48.062	+0.125	17.229	15.949	14.884
11	14:04:32.658	47.937		17.199	15.900	14.838
12	14:05:20.977	48.319	+0.382	17.241	16.152	14.926
13	14:06:09.052	48.075	+0.138	17.267	15.953	14.855
14	14:06:57.143	48.091	+0.154	17.260	15.897	14.934
15	14:07:45.211	48.068	+0.131	17.339	15.884	14.845
16	14:08:33.239	48.028	+0.091	17.253	15.884	14.891
17	14:09:21.315	48.076</				

INT. ADAC Kartrennen Wackersdorf

DSKC - KZ2

Pro Kart Raceland Wackersdorf 1,190 Km

Final

16.06.2024 13:50

Race (21 Laps) started at 13:55:33

Lap	Time of Day	Lap Tm	Diff	S1 Tm	S2 Tm	S3 Tm
19	14:10:57.840	<b>48.325</b>	+0.388	17.311	15.958	15.056
20	14:11:45.875	<b>48.035</b>	+0.098	17.297	15.906	<b>14.832</b>
21	14:12:34.146	<b>48.271</b>	+0.334	17.344	16.058	14.869

Lap	Time of Day	Lap Tm	Diff	S1 Tm	S2 Tm	S3 Tm
1	13:56:28.825	<b>53.032</b>	+5.005	20.314	16.856	15.862
2	13:57:18.920	<b>50.095</b>	+2.068	17.839	17.022	15.234
3	13:58:07.386	<b>48.466</b>	+0.439	17.243	16.180	15.043
4	13:58:56.374	<b>48.988</b>	+0.961	17.946	16.144	14.898
5	13:59:44.543	<b>48.169</b>	+0.142	17.236	16.024	14.909
6	14:00:32.681	<b>48.138</b>	+0.111	17.186	16.041	14.911
7	14:01:21.123	<b>48.442</b>	+0.415	17.367	16.176	14.899
8	14:02:09.456	<b>48.333</b>	+0.306	17.309	16.083	14.941
9	14:02:58.025	<b>48.569</b>	+0.542	17.318	16.167	15.084
10	14:03:46.170	<b>48.145</b>	+0.118	17.190	16.053	14.902
11	14:04:34.252	<b>48.082</b>	+0.055	17.216	16.013	14.853
12	14:05:22.419	<b>48.167</b>	+0.140	17.322	15.984	14.861
13	14:06:11.099	<b>48.680</b>	+0.653	<b>17.180</b>	16.138	15.362
14	14:06:59.360	<b>48.261</b>	+0.234	17.378	16.013	14.870
15	14:07:47.387	<b>48.027</b>		17.196	15.927	14.904
16	14:08:35.452	<b>48.065</b>	+0.038	17.239	15.956	14.870
17	14:09:23.676	<b>48.224</b>	+0.197	17.380	15.956	14.888
18	14:10:11.778	<b>48.102</b>	+0.075	17.210	15.977	14.915
19	14:10:59.925	<b>48.147</b>	+0.120	17.356	15.977	<b>14.814</b>
20	14:11:47.988	<b>48.063</b>	+0.036	17.279	<b>15.926</b>	14.858
21	14:12:36.047	<b>48.059</b>	+0.032	17.285	15.940	14.834

(468) Rick Hartmann

1	13:56:29.102	<b>53.247</b>	+5.275	20.414	17.169	15.664
2	13:57:19.102	<b>50.000</b>	+2.028	17.936	16.803	15.261
3	13:58:07.606	<b>48.504</b>	+0.532	17.573	16.053	14.878
4	13:58:55.913	<b>48.307</b>	+0.335	17.443	15.961	14.903
5	13:59:44.038	<b>48.125</b>	+0.153	17.285	15.971	14.869
6	14:00:32.152	<b>48.114</b>	+0.142	<b>17.181</b>	16.045	14.888
7	14:01:20.714	<b>48.562</b>	+0.590	17.538	16.127	14.897
8	14:02:09.195	<b>48.481</b>	+0.509	17.480	16.064	14.937
9	14:02:57.220	<b>48.025</b>	+0.053	17.240	<b>15.926</b>	14.859
10	14:03:45.309	<b>48.089</b>	+0.117	17.252	16.024	14.813
11	14:04:33.368	<b>48.059</b>	+0.087	17.271	15.981	14.807
12	14:05:21.522	<b>48.154</b>	+0.182	17.279	16.044	14.831
13	14:06:09.566	<b>48.044</b>	+0.072	17.291	15.964	14.789
14	14:06:57.590	<b>48.024</b>	+0.052	17.263	15.961	14.800
15	14:07:45.808	<b>48.218</b>	+0.246	17.441	15.980	14.797
16	14:08:33.819	<b>48.011</b>	+0.039	17.269	15.980	<b>14.762</b>
17	14:09:21.999	<b>48.180</b>	+0.208	17.300	16.038	14.842
18	14:10:09.971	<b>47.972</b>		17.219	15.950	14.803
19	14:10:58.096	<b>48.125</b>	+0.153	17.313	15.980	14.832
20	14:11:46.378	<b>48.282</b>	+0.310	17.307	16.136	14.839
21	14:12:34.661	<b>48.283</b>	+0.311	17.503	15.937	14.843

(437) Felix Wischlitzki

1	13:56:29.103	<b>52.705</b>	+4.740	19.953	17.186	15.566
2	13:57:19.294	<b>50.191</b>	+2.226	18.112	16.774	15.305
3	13:58:07.942	<b>48.648</b>	+0.683	17.482	16.181	14.985
4	13:58:56.678	<b>48.736</b>	+0.771	17.686	16.116	14.934
5	13:59:44.785	<b>48.107</b>	+0.142	<b>17.185</b>	16.007	14.915
6	14:00:32.996	<b>48.211</b>	+0.246	17.215	15.972	15.024
7	14:01:22.001	<b>49.005</b>	+1.040	17.223	16.481	15.301
8	14:02:10.420	<b>48.419</b>	+0.454	17.326	16.145	14.948
9	14:02:58.637	<b>48.217</b>	+0.252	17.229	15.990	14.998
10	14:03:46.894	<b>48.257</b>	+0.292	17.240	16.104	14.913
11	14:04:35.461	<b>48.567</b>	+0.602	17.718	15.947	14.902
12	14:05:23.668	<b>48.207</b>	+0.242	17.308	16.002	14.897
13	14:06:11.778	<b>48.110</b>	+0.145	17.247	15.965	14.898
14	14:07:00.245	<b>48.467</b>	+0.502	17.392	16.137	14.938
15	14:07:48.333	<b>48.088</b>	+0.123	17.192	15.988	14.908
16	14:08:36.422	<b>48.089</b>	+0.124	17.204	16.006	14.879
17	14:09:24.549	<b>48.127</b>	+0.162	17.245	15.933	14.949
18	14:10:12.634	<b>48.085</b>	+0.120	17.246	15.978	14.861
19	14:11:00.599	<b>47.965</b>		17.200	<b>15.903</b>	14.862
20	14:11:48.603	<b>48.004</b>	+0.039	17.223	15.927	14.854
21	14:12:36.673	<b>48.070</b>	+0.105	17.286	15.937	<b>14.847</b>

(408) Florian Breitenbach

1	13:56:29.291	<b>53.438</b>	+5.635	20.673	17.332	15.433
2	13:57:19.478	<b>50.187</b>	+2.384	18.072	16.839	15.276
3	13:58:08.068	<b>48.590</b>	+0.787	17.525	16.129	14.936
4	13:58:56.834	<b>48.766</b>	+0.963	17.776	16.153	14.837
5	13:59:45.005	<b>48.171</b>	+0.368	17.239	16.039	14.893
6	14:00:33.056	<b>48.051</b>	+0.248	17.215	16.032	14.804
7	14:01:21.536	<b>48.480</b>	+0.677	17.453	16.029	14.998
8	14:02:09.710	<b>48.174</b>	+0.371	17.344	15.998	14.832
9	14:02:58.080	<b>48.370</b>	+0.567	17.224	16.139	15.007
10	14:03:46.294	<b>48.214</b>	+0.411	17.375	15.971	14.868
11	14:04:34.512	<b>48.218</b>	+0.415	17.592	<b>15.852</b>	14.774
12	14:05:22.619	<b>48.107</b>	+0.304	17.261	14.814	14.814
13	14:06:10.923	<b>48.304</b>	+0.501	17.163	16.084	15.057
14	14:06:58.843	<b>47.920</b>	+0.117	17.194	15.901	14.825
15	14:07:46.755	<b>47.912</b>	+0.109	17.161	15.920	14.831
16	14:08:34.707	<b>47.952</b>	+0.149	<b>17.141</b>	15.995	14.816
17	14:09:22.548	<b>47.841</b>	+0.038	17.146	15.929	14.766
18	14:10:10.351	<b>47.803</b>		17.164	15.920	14.719
19	14:10:58.246	<b>47.895</b>	+0.092	17.306	15.898	<b>14.691</b>
20	14:11:46.432	<b>48.186</b>	+0.383	17.401	16.013	14.772
21	14:12:34.783	<b>48.351</b>	+0.548	17.641	15.902	14.808

(436) Cedric Malk

1	13:56:30.498	<b>54.809</b>	+6.836	21.426	17.328	16.055
2	13:57:20.835	<b>50.337</b>	+2.364	17.764	16.995	15.578
3	13:58:09.751	<b>49.916</b>	+0.943	17.645	16.193	15.078
4	13:58:58.101	<b>48.350</b>	+0.377	17.281	16.106	14.963
5	13:59:46.334	<b>48.233</b>	+0.260	17.223	16.072	14.938
6	14:00:34.517	<b>48.183</b>	+0.210	17.207	16.060	14.916
7	14:01:22.710	<b>48.193</b>	+0.220	<b>17.110</b>	16.087	14.996
8	14:02:10.895	<b>48.185</b>	+0.212	17.221	16.016	14.948
9	14:02:59.579	<b>48.684</b>	+0.711	17.212	16.216	15.256
10	14:03:47.599	<b>48.020</b>	+0.047	17.130	16.004	14.886
11	14:04:36.113	<b>48.514</b>	+0.541	17.545	16.088	14.881
12	14:05:24.221	<b>48.108</b>	+0.135	17.287	<b>15.937</b>	14.884
13	14:06:12.266	<b>48.045</b>	+0.072	17.152	16.031	14.862
14	14:07:00.539	<b>48.273</b>	+0.300	17.253	16.065	14.955
15	14:07:48.683	<b>48.144</b>	+0.171	17.222	16.014	14.908
16	14:08:36.740	<b>48.057</b>	+0.084	17.147	16.041	14.869
17	14:09:24.812	<b>48.072</b>	+0.099	17.176	16.005	14.891
18	14:10:12.961	<b>48.149</b>	+0.176	17.234	16.025	14.890
19	14:11:00.934	<b>47.973</b>		17.169	15.990	<b>14.814</b>
20	14:11:48.991	<b>48.057</b>	+0.084	17.195	16.043	14.819
21	14:12:37.114	<b>48.123</b>	+0.150	17.218	16.062	14.843

(426) Sjep Kuypers

1	13:56:27.411	<b>52.544</b>	+4.908	20.441	16.652	15.451
2	13:57:16.573	<b>49.162</b>	+1.526	17.603	16.296	15.263
3	13:58:05.624	<b>49.051</b>	+1.415	17.714	16.329	15.008
4	13:58:54.170	<b>48.546</b>	+0.910	17.520	16.099	14.927
5	13:59:42.571	<b>48.401</b>	+0.765	17.228	15.953	15.220
6	14:00:30.704	<b>48.133</b>	+0.497	17.260	15.939	14.934
7	14:01:18.607	<b>47.903</b>	+0.267	17.281	15.850	14.772
8	14:02:07.028	<b>48.421</b>	+0.785	17.195	16.217	15.009
9	14:02:55.625	<b>48.597</b>	+0.961	17.978	<b>15.8</b>	

INT. ADAC Kartrennen Wackersdorf

DSKC - KZ2

Pro Kart Raceland Wackersdorf 1,190 Km

Final

16.06.2024 13:50

Race (21 Laps) started at 13:55:33

Lap	Time of Day	Lap Tm	Diff	S1 Tm	S2 Tm	S3 Tm	Lap	Time of Day	Lap Tm	Diff	S1 Tm	S2 Tm	S3 Tm
6	14:00:33.617	48.090	+0.060	17.127	16.039	14.924	11	14:04:38.252	48.351	+0.309	17.290	16.134	14.927
7	14:01:22.131	48.514	+0.484	17.211	16.125	15.178	12	14:05:27.036	48.784	+0.742	17.622	16.245	14.917
8	14:02:10.634	48.503	+0.473	17.410	16.163	14.930	13	14:06:15.182	48.146	+0.104	17.235	15.992	14.919
9	14:02:59.701	49.067	+1.037	17.262	16.448	15.357	14	14:07:03.366	48.184	+0.142	17.242	15.967	14.975
10	14:03:47.871	48.170	+0.140	17.217	15.994	14.959	15	14:07:51.769	48.403	+0.361	17.275	16.180	14.948
11	14:04:36.366	48.495	+0.465	17.402	16.151	14.942	16	14:08:39.960	48.191	+0.149	17.245	16.045	14.901
12	14:05:24.641	48.275	+0.245	17.280	15.980	15.015	17	14:09:28.309	48.349	+0.307	17.306	16.126	14.917
13	14:06:12.719	48.078	+0.048	17.210	15.942	14.926	18	14:10:16.552	48.243	+0.201	17.317	16.034	14.892
14	14:07:00.924	48.205	+0.175	17.193	16.008	15.004	19	14:11:04.594	48.042		17.235	15.963	14.844
15	14:07:49.081	48.157	+0.127	17.194	16.039	14.924	20	14:11:52.731	48.137	+0.095	17.256	15.975	14.906
16	14:08:37.278	48.197	+0.167	17.234	16.044	14.919	21	14:12:40.974	48.243	+0.201	17.255	16.061	14.927
17	14:09:25.387	48.109	+0.079	17.269	15.949	14.891							
18	14:10:13.640	48.253	+0.223	17.230	16.069	14.954							
19	14:11:01.932	48.292	+0.262	17.294	16.042	14.956							
20	14:11:49.962	48.030		17.215	15.987	14.828							
21	14:12:38.003	48.041	+0.011	17.174	15.975	14.892							
<b>(430) Andreas Dresen</b>							<b>(512) Oskar Steinbach</b>						
1	13:56:30.702	54.431	+6.457	20.786	17.725	15.920	1	13:56:28.157	53.148	+5.112	20.474	16.965	15.709
2	13:57:21.144	50.442	+2.468	17.805	16.937	15.700	2	13:57:17.451	49.294	+1.258	17.860	16.305	15.129
3	13:58:10.394	49.250	+1.276	17.858	16.321	15.071	3	13:58:06.757	49.306	+1.270	17.601	16.423	15.282
4	13:58:58.876	48.482	+0.508	17.359	16.144	14.979	4	13:58:55.311	48.554	+0.518	17.468	16.098	14.988
5	13:59:47.085	48.209	+0.235	17.259	16.045	14.905	5	13:59:43.694	48.383	+0.347	17.289	16.154	14.940
6	14:00:35.177	48.092	+0.118	17.148	16.058	14.886	6	14:00:32.027	48.333	+0.297	17.213	16.143	14.977
7	14:01:23.601	48.424	+0.450	17.163	16.168	15.093	7	14:01:21.422	49.395	+1.359	17.845	16.566	14.984
8	14:02:12.343	48.742	+0.768	17.293	16.496	14.953	8	14:02:10.151	48.729	+0.693	17.668	16.087	14.974
9	14:03:00.389	48.046	+0.072	17.113	16.029	14.904	9	14:02:58.312	48.161	+0.125	17.193	15.991	14.977
10	14:03:48.363	47.974		17.159	15.975	14.840	10	14:03:46.579	48.267	+0.231	17.243	16.072	14.952
11	14:04:36.754	48.391	+0.417	17.300	16.223	14.868	11	14:04:35.819	49.240	+1.204	18.261	16.074	14.905
12	14:05:24.928	48.174	+0.200	17.201	16.084	14.889	12	14:05:23.948	48.129	+0.093	17.233	16.008	14.888
13	14:06:13.070	48.142	+0.168	17.176	16.065	14.901	13	14:06:12.091	48.143	+0.107	17.187	16.031	14.925
14	14:07:01.270	48.200	+0.226	17.191	16.067	14.942	14	14:07:00.714	48.623	+0.587	17.580	16.005	15.038
15	14:07:49.466	48.196	+0.222	17.268	16.031	14.897	15	14:07:48.921	48.207	+0.171	17.236	16.022	14.949
16	14:08:37.622	48.156	+0.182	17.204	16.047	14.905	16	14:08:37.093	48.172	+0.136	17.221	16.012	14.939
17	14:09:25.804	48.182	+0.208	17.316	16.013	14.853	17	14:09:25.129	48.036		17.205	15.989	14.842
18	14:10:14.105	48.301	+0.327	17.352	16.027	14.922	18	14:10:13.476	48.347	+0.311	17.302	15.983	15.062
19	14:11:02.429	48.324	+0.350	17.282	16.050	14.922	19	14:11:02.162	48.686	+0.650	17.240	15.961	15.485
20	14:11:50.818	48.389	+0.415	17.491	16.037	14.861	20	14:11:50.421	48.259	+0.223	17.359	15.958	14.942
21	14:12:39.479	48.661	+0.687	17.490	16.122	15.049	21	14:12:38.668	48.247	+0.211	17.305	15.987	14.955
<b>(410) Maurice Schenk</b>							<b>(454) Markus Rausch</b>						
1	13:56:29.789	54.315	+6.312	21.354	17.375	15.586	1	13:56:30.842	53.523	+5.111	20.172	17.914	15.437
2	13:57:20.524	50.735	+2.732	18.087	17.157	15.491	2	13:57:21.256	50.414	+2.002	18.051	16.722	15.641
3	13:58:10.015	49.491	+1.488	18.302	16.249	14.940	3	13:58:11.097	49.841	+1.429	17.981	16.619	15.241
4	13:58:58.388	48.373	+0.370	17.286	16.154	14.933	4	13:59:00.111	49.014	+0.602	17.591	16.330	15.093
5	13:59:46.597	48.209	+0.206	17.206	16.108	14.895	5	13:59:48.925	48.814	+0.402	17.524	16.270	15.020
6	14:00:34.678	48.081	+0.078	17.228	16.013	14.840	6	14:00:37.649	48.724	+0.312	17.414	16.253	15.057
7	14:01:23.295	48.617	+0.614	17.273	16.324	15.020	7	14:01:26.302	48.653	+0.241	17.267	16.361	15.025
8	14:02:12.897	49.602	+1.599	17.361	17.105	15.136	8	14:02:14.779	48.477	+0.065	17.216	16.289	14.972
9	14:03:01.153	48.256	+0.253	17.181	16.071	15.004	9	14:03:03.263	48.484	+0.072	17.232	16.277	14.975
10	14:03:49.391	48.238	+0.235	17.320	16.014	14.904	10	14:03:51.704	48.441	+0.029	17.296	16.237	14.908
11	14:04:37.886	48.495	+0.492	17.342	16.221	14.932	11	14:04:40.119	48.415	+0.003	17.211	16.201	15.003
12	14:05:26.670	48.784	+0.781	17.797	16.136	14.851	12	14:05:28.531	48.412		17.153	16.208	15.051
13	14:06:14.707	48.037	+0.034	17.214	16.002	14.821	13	14:06:16.960	48.429	+0.017	17.236	16.294	14.899
14	14:07:02.923	48.216	+0.213	17.201	16.106	14.909	14	14:07:05.750	48.790	+0.378	17.474	16.373	14.943
15	14:07:51.214	48.291	+0.288	17.268	16.080	14.943	15	14:07:54.241	48.491	+0.079	17.259	16.252	14.980
16	14:08:39.360	48.146	+0.143	17.151	16.128	14.867	16	14:08:42.757	48.516	+0.104	17.407	16.189	14.920
17	14:09:27.764	48.404	+0.401	17.282	16.221	14.901	17	14:09:31.383	48.626	+0.214	17.298	16.235	15.093
18	14:10:16.024	48.260	+0.257	17.315	16.096	14.849	18	14:10:20.456	49.073	+0.661	17.686	16.447	14.940
19	14:11:04.185	48.161	+0.158	17.361	15.992	14.808	19	14:11:09.113	48.657	+0.245	17.432	16.292	14.933
20	14:11:52.188	48.003		17.192	15.983	14.828	20	14:11:57.703	48.590	+0.178	17.490	16.219	14.881
21	14:12:40.420	48.232	+0.229	17.218	16.144	14.870	21	14:12:46.614	48.911	+0.499	17.435	16.352	15.124
<b>(505) Luca Colella</b>							<b>(444) Lars Ossenbeck</b>						
1	13:56:31.571	53.681	+5.639	20.257	17.949	15.475	1	13:56:31.738	55.167	+6.766	21.326	18.086	15.755
2	13:57:21.567	49.996	+1.954	17.796	16.589	15.611	2	13:57:21.923	50.185	+1.784	17.833	16.756	15.596
3	13:58:10.893	49.326	+1.284	17.847	16.394	15.085	3	13:58:11.810	49.887	+1.486	18.204	16.654	15.029
4	13:58:59.350	48.457	+0.415	17.302	16.142	15.013	4	13:59:00.627	48.817	+0.416	17.558	16.260	14.999
5	13:59:47.657	48.307	+0.265	17.358	15.984	14.965	5	13:59:49.513	48.886	+0.485	17.469	16.287	15.130
6	14:00:35.932	48.275	+0.233	17.275	16.036	14.964	6	14:00:38.052	48.539	+0.138	17.433	16.141	14.965
7	14:01:24.257	48.325	+0.283	17.331	16.003	14.991	7	14:01:26.769	48.717	+0.316	17.368	16.314	15.035
8	14:02:13.345	49.088	+1.046	17.286	16.527	15.275	8	14:02:15.374	48.605	+0.204	17.379	16.194	15.032
9	14:03:01.681	48.336	+0.294	17.228	16.087	15.021	9	14:03:03.819	48.445	+0.044	17.325	16.170	14.950
10	14:03:49.901	48.220	+0.178	17.250	16.024	14.946	10	14:03:52.449	48.630	+0.229	17.413	16.188	15.029
							11	14:04:40.914	48.465	+0.064	17.376	16.136	14.953
							12	14:05:29.449	48.535	+0.134	17.375	16.229	14.931
							13	14:06:17.850	48.401		17.323	16.160	14.918
							14	14:07:06.352	48.502	+0.101	17.360	16.231	14.911
							15	14:07:54.874	48.522	+0.121	17.392	16.195	14.935

Orbits





INT. ADAC Kartrennen Wackersdorf

DSKC - KZ2

Pro Kart Raceland Wackersdorf 1,190 Km

Final

16.06.2024 13:50

Race (21 Laps) started at 13:55:33

Lap	Time of Day	Lap Tm	Diff	S1 Tm	S2 Tm	S3 Tm
16	14:08:43.365	48.491	+0.090	17.373	16.220	14.898
17	14:09:31.911	48.546	+0.145	17.428	16.180	14.938
18	14:10:21.004	49.093	+0.692	17.569	16.550	14.974
19	14:11:09.624	48.620	+0.219	17.442	16.251	14.927
20	14:11:58.729	49.105	+0.704	17.647	16.405	15.053
21	14:12:47.593	48.864	+0.463	17.658	16.243	14.963

(420) Nathalie Kreitz

1	13:56:31.241	54.449	+6.092	20.788	18.096	15.565
2	13:57:21.761	50.520	+2.163	17.924	16.915	15.681
3	13:58:11.606	49.845	+1.488	18.277	16.450	15.118
4	13:59:00.276	48.670	+0.313	17.411	16.233	15.026
5	13:59:49.131	48.855	+0.498	17.572	16.230	15.053
6	14:00:37.801	48.670	+0.313	17.466	16.174	15.030
7	14:01:26.533	48.732	+0.375	17.380	16.240	15.112
8	14:02:15.023	48.490	+0.133	17.240	16.214	15.036
9	14:03:03.559	48.536	+0.179	17.366	16.086	15.084
10	14:03:51.983	48.424	+0.067	17.326	16.092	15.006
11	14:04:40.451	48.468	+0.111	17.305	16.074	15.089
12	14:05:29.084	48.633	+0.276	17.300	16.286	15.047
13	14:06:17.441	48.357		17.288	16.066	15.003
14	14:07:06.082	48.641	+0.284	17.317	16.263	15.061
15	14:07:54.571	48.489	+0.132	17.327	16.098	15.064
16	14:08:43.057	48.486	+0.129	17.344	16.208	14.934
17	14:09:31.559	48.502	+0.145	17.372	16.134	14.996
18	14:10:20.816	49.257	+0.900	17.707	16.488	15.062
19	14:11:09.439	48.623	+0.266	17.434	16.189	15.000
20	14:11:58.599	49.160	+0.803	17.709	16.400	15.051
21	14:12:47.370	48.771	+0.414	17.495	16.255	15.021

(406) Christian Breiter

1	13:56:32.416	55.159	+6.491	21.218	17.990	15.951
2	13:57:23.057	50.642	+1.974	18.393	16.845	15.404
3	13:58:12.881	49.824	+1.156	17.806	16.771	15.247
4	13:59:02.255	49.374	+0.706	17.719	16.490	15.165
5	13:59:51.509	49.254	+0.586	17.511	16.505	15.238
6	14:00:40.704	49.195	+0.527	17.630	16.376	15.189
7	14:01:29.724	49.020	+0.352	17.364	16.484	15.172
8	14:02:18.652	48.928	+0.260	17.457	16.446	15.025
9	14:03:07.671	49.019	+0.351	17.480	16.376	15.163
10	14:03:56.353	48.682	+0.014	17.405	16.261	15.016
11	14:04:45.026	48.673	+0.005	17.478	16.233	14.962
12	14:05:33.799	48.773	+0.105	17.304	14.967	14.962
13	14:06:22.762	48.963	+0.295	17.496	16.353	15.114
14	14:07:11.773	49.011	+0.343	17.446	16.411	15.154
15	14:08:00.647	48.874	+0.206	17.376	16.498	15.000
16	14:08:49.517	48.870	+0.202	17.535	16.337	14.998
17	14:09:38.699	49.182	+0.514	17.644	16.449	15.089
18	14:10:27.986	49.287	+0.619	17.443	16.471	15.373
19	14:11:16.654	48.668		17.424	16.287	14.957
20	14:12:05.337	48.683	+0.015	17.425	16.313	14.945
21	14:12:54.715	49.378	+0.710	17.527	16.421	15.430

(434) Marcel Ernst

1	13:56:36.491	1:00.058	+11.502	20.891	23.505	15.662
2	13:57:26.365	49.874	+1.318	17.926	16.591	15.357
3	13:58:15.645	49.280	+0.724	17.597	16.391	15.292
4	13:59:04.864	49.219	+0.663	17.608	16.310	15.301
5	13:59:53.824	48.960	+0.404	17.520	16.218	15.222
6	14:00:42.821	48.997	+0.441	17.548	16.276	15.173
7	14:01:31.785	48.964	+0.408	17.460	16.315	15.189
8	14:02:20.730	48.945	+0.389	17.484	16.199	15.262
9	14:03:09.539	48.809	+0.253	17.466	16.142	15.201
10	14:03:58.174	48.635	+0.079	17.423	16.103	15.109
11	14:04:46.849	48.675	+0.119	17.465	16.090	15.120
12	14:05:35.652	48.803	+0.247	17.430	16.235	15.138
13	14:06:24.407	48.755	+0.199	17.359	16.162	15.234
14	14:07:13.531	49.124	+0.568	17.854	16.176	15.094
15	14:08:02.381	48.850	+0.294	17.454	16.193	15.203
16	14:08:51.100	48.719	+0.163	17.483	16.139	15.097
17	14:09:39.656	48.556		17.389	16.108	15.059
18	14:10:28.421	48.765	+0.209	17.436	16.150	15.179
19	14:11:17.129	48.708	+0.152	17.509	16.135	15.064
20	14:12:05.747	48.618	+0.062	17.458	16.139	15.021

Lap	Time of Day	Lap Tm	Diff	S1 Tm	S2 Tm	S3 Tm
21	14:12:54.840	49.093	+0.537	17.428	16.260	15.405
(440) Enzo Bol						
1	13:56:24.703	51.166	+3.454	19.308	16.384	15.474
2	13:57:14.128	49.425	+1.713	17.446	16.500	15.479
3	13:58:02.989	48.861	+1.149	17.624	16.258	14.979
4	13:58:51.157	48.168	+0.456	17.244	15.967	14.957
5	13:59:39.237	48.080	+0.368	17.208	15.938	14.934
6	14:00:27.095	47.858	+0.146	17.139	15.875	14.844
7	14:01:15.056	47.961	+0.249	17.198	15.887	14.876
8	14:02:03.043	47.987	+0.275	17.214	15.904	14.869
9	14:02:51.000	47.957	+0.245	17.213	15.891	14.853
10	14:03:38.982	47.982	+0.270	17.178	15.942	14.862
11	14:04:26.819	47.837	+0.125	17.163	15.859	14.825
12	14:05:14.293	1:16.474	+28.762	17.152	43.826	15.496
13	14:06:02.356	48.063	+0.351	17.356	15.899	14.808
14	14:07:00.175	47.819	+0.107	17.197	15.826	14.796
15	14:08:00.201	48.026	+0.314	17.342	15.907	14.777
16	14:08:55.095	47.894	+0.182	17.282	15.811	14.801
17	14:09:42.807	47.712		17.184	15.784	14.744
18	14:10:30.569	47.762	+0.050	17.176	15.782	14.804
19	14:11:18.382	47.813	+0.101	17.291	15.812	14.710
20	14:12:06.127	47.745	+0.033	17.135	15.844	14.766
21	14:12:54.939	48.812	+1.100	17.227	16.253	15.332

(412) Ajdin Jatic

1	13:56:28.609	52.941	+5.063	19.932	17.362	15.647
2	13:57:20.439	51.830	+3.952	17.924	18.452	15.454
3	13:58:09.433	48.994	+1.116	17.735	16.258	15.001
4	13:58:57.777	48.344	+0.466	17.380	16.074	14.890
5	13:59:45.957	48.180	+0.302	17.235	16.098	14.847
6	14:00:34.192	48.235	+0.357	17.344	16.023	14.868
7	14:01:22.969	48.777	+0.899	17.542	16.350	14.885
8	14:02:13.064	50.095	+2.217	17.652	17.245	15.198
9	14:03:01.323	48.259	+0.381	17.308	15.976	14.975
10	14:03:49.496	48.173	+0.295	17.286	16.050	14.837
11	14:04:37.969	48.473	+0.595	17.394	16.210	14.869
12	14:05:26.180	48.211	+0.333	17.359	16.032	14.820
13	14:06:14.197	48.017	+0.139	17.162	16.000	14.855
14	14:07:02.200	48.003	+0.125	17.213	16.004	14.786
15	14:07:50.147	47.947	+0.069	17.119	16.033	14.795
16	14:08:38.025	47.878		17.123	16.011	14.744
17	14:09:26.106	48.081	+0.203	17.254	16.017	14.810
18	14:10:13.587	1:11.481	+23.603	18.221	26.850	26.410

(428) Lukas Reiböck

1	13:56:26.726	52.111	+4.432	20.170	16.571	15.370
2	13:57:16.350	49.624	+1.945	17.776	16.326	15.522
3	13:58:05.389	49.039	+1.360	17.726	16.202	15.111
4	13:58:53.834	48.445	+0.766	17.504	16.030	14.911
5	13:59:42.409	48.575	+0.896	17.191	16.110	15.274
6	14:00:30.749	48.340	+0.661	17.183	16.018	15.139
7	14:01:18.912	48.163	+0.484	17.369	15.949	14.845
8	14:02:07.143	48.231	+0.552	17.164	16.054	15.013
9	14:02:55.255	48.112	+0.433	17.437	15.871	14.804
10	14:03:43.070	47.815	+0.136	17.084	15.858	14.873
11	14:04:30.749	47.579		17.114	15.817	14.748
12	14:05:18.458	47.709	+0.030	17.079	15.867	14.763
13	14:06:06.224	47.766	+0.087	17.099	15.927	14.740
14	14:06:54.119	47.895	+0.216	17.217	15.854	14.824
15	14:07:42.982	48.863	+1.184	17.242	15.971	15.650
16	14:08:32.121	49.139	+1.460	17.726	16.182	15.231

(433) Alexander Richter

1	13:56:32.213	54.863	+3.257	20.811	18.117	15.935
2	13:57:23.819	51.506		18.305	16.851	16.450

(515) Edgaras Kelmas

1	13:56:47.053	1:10.236		23.039	23.612	23.585
---	--------------	----------	--	--------	--------	--------

Orbits





INT. ADAC Kartrennen Wackersdorf

Lapchart

DSKC - KZ2

Pro Kart Raceland Wackersdorf 1,190 Km

Final

16.06.2024 13:50

Race (21 Laps) started at 13:55:33

Competitors	Laps																						
		0	1	2	3	4	5	6	7	8	9	10	11	12	13	14	15	16	17	18	19	20	21
Maximilian Schleimer (442)	1	442	442	442	442	442	442	442	442	442	442	442	442	442	442	442	477	477	477	477	477	477	477
Enzo Bol (440)	2	440	440	477	477	477	477	477	477	477	477	477	477	477	477	477	442	442	442	442	442	442	442
Dion van Werven (477)	3	477	477	440	440	440	440	440	440	440	440	440	431	431	431	423	423	423	423	423	423	423	423
Claudia Henning (423)	4	423	423	423	419	419	419	419	431	431	431	431	431	419	419	423	431	419	419	419	419	419	419
Simon Rechenmacher (431)	5	431	427	431	431	431	431	419	419	419	419	419	419	423	423	419	419	431	431	431	431	431	431
Emma Felbermayr (427)	6	427	431	419	423	507	507	507	423	423	423	423	423	507	507	507	507	507	507	427	427	427	427
Jeroen Bos (507)	7	507	419	507	507	423	423	423	507	507	507	507	507	427	427	427	427	427	427	507	507	507	507
Maximilian Schreyer (466)	8	466	507	427	427	427	427	427	427	427	427	427	427	466	466	466	466	466	466	466	466	466	426
Dominik Reuters (419)	9	419	466	466	466	466	466	466	466	466	466	466	466	514	514	514	514	426	426	426	426	426	466
Lukas Reiböck (428)	10	428	428	502	502	502	502	502	514	514	514	514	428	428	428	426	514	414	414	414	414	414	414
Louis Binder (502)	11	502	502	514	514	514	514	514	502	502	428	428	426	426	426	428	414	514	514	514	514	514	514
Siep Kuypers (426)	12	426	514	428	428	428	426	426	426	428	502	426	414	414	414	414	502	502	502	502	502	502	502
Oskar Steinbach (512)	13	512	426	426	426	426	428	428	428	426	426	414	502	502	502	502	428	415	415	415	415	415	415
Jeffrey Fikse (514)	14	514	415	415	452	452	452	452	414	414	414	414	502	415	415	415	415	415	452	452	452	452	452
Rouven Wilk (415)	15	415	452	452	415	415	414	414	415	415	415	415	415	452	452	452	452	452	468	468	468	468	468
Erik Müller (452)	16	452	512	512	414	414	415	415	452	452	452	452	452	468	468	468	468	468	408	408	408	408	408
Emanuel Mai (417)	17	417	412	414	512	512	512	468	468	468	468	468	509	408	408	408	408	509	509	509	509	509	509
Maurice Schenck (410)	18	410	414	509	509	468	468	468	509	509	509	509	509	408	408	408	408	509	437	437	437	437	437
Ajdin Jatic (412)	19	412	509	468	468	509	509	509	512	408	408	408	408	437	437	437	437	437	436	436	436	436	436
Cedric Malk (436)	20	436	468	437	437	437	437	408	512	512	512	437	512	512	436	436	436	436	512	512	407	407	407
Domantas Knyva (509)	21	509	437	408	408	408	408	437	437	437	437	512	436	436	512	512	512	407	407	512	512	512	512
Florian Breitenbach (408)	22	408	408	407	407	407	407	407	407	436	436	436	407	407	407	407	407	430	430	430	430	430	430
Rick Hartmann (468)	23	468	407	412	412	412	412	436	436	407	407	407	430	430	430	430	430	412	410	410	410	410	410
Anders Elkjaer (407)	24	407	410	410	436	436	436	436	412	430	430	430	430	412	412	412	412	410	505	505	505	505	505
Ken Algre (414)	25	414	436	436	410	410	410	410	410	410	410	410	410	410	410	410	410	505	454	454	454	454	454
Andreas Dresen (430)	26	430	430	430	430	430	430	430	412	412	412	412	505	505	505	505	505	454	420	420	420	420	420
Felix Wischlitzki (437)	27	437	454	454	505	505	505	505	505	505	505	505	505	454	454	454	454	454	420	444	444	444	444
Marcel Ernst (434)	28	434	420	505	454	454	454	454	454	454	454	454	420	420	420	420	420	444	406	406	406	406	406
Noah Gounot (425)	29	425	505	420	420	420	420	420	420	420	420	420	420	444	444	444	444	444	406	434	434	434	434
Lars Ossenbeck (444)	30	444	444	444	444	444	444	444	444	444	444	444	444	406	406	406	406	406	434	440	440	440	440
Nathalie Kreitz (420)	31	420	433	406	406	406	406	406	406	406	406	406	406	434	434	434	434	434	440	412			
Edgaras Kelmas (515)	32	515	406	433	434	434	434	434	434	434	434	434	434	440	440	440	440	440					
Christian Breiter (406)	33	406	434	434																			
Markus Rausch (454)	34	454	515																				
Alexander Richter (433)	35	433																					
Luca Colella (505)	36	505																					



**DSKC - KZ2**

**Final Revision 2**

Track length: 1.190 Km

Race Started: 13:55:33

Best Lap by: 477 - Dion van Werven - 47.468

Rank	#	Driver	Nat	Sponsor Entrant	Nat	License E-License	Make	laps	T. Time Diff	Best Lap	Penalty	Points
1	3	477 <b>Dion van Werven</b>	NLD	Wilfred van Werven	NLD	ITE49844 EL50365	CRG/TM/Vega	21	16:47.853	47.468		51
2	-1	442 <b>Maximilian Schleimer</b>	DEU	ADAC Mittelrhein e.V. Maranello SRP Factory Team	DEU	ITE 11572 KBF38275	Maranello/TM/Vega	21	16:48.453 0.600	47.498		44
3	0	423 <b>Claudia Henning</b>	DEU	Henning Claudia	DEU	ITE11645 IDC11645	Birel ART/TM/Vega	21	16:52.741 4.888	47.501		38
4	3	427 <b>Emma Felbermayr</b>	AUT	TB Racing Team	DEU	ITEJK2003 KBF38262	KR/TM/Vega	21	16:55.221 7.368	47.817		34
5	1	507 <b>Jeroen Bos</b>	NLD	SP Motorsport	NLD	ITE21799 IBL47253	KR/TM Racing/Vega	21	16:55.690 7.837	47.759		0
6	2	466 <b>Maximilian Schreyer</b>	DEU	Maranello SRP Factory Team	DEU	ITE 31254 BIC38275	Maranello/TM /Vega	21	16:56.783 8.930	47.890		30
7	19	414 <b>Ken Algre</b>	EST	Maranello SRP Factory Team	DEU	ITE26407 KBF38275	Maranello/TM /Vega	21	16:57.594 9.741	47.742		26
8	8	514 <b>Jeffrey Fikse</b>	NLD	Jeffrey Fikse	DEU	ITE40615 IDC40615	Maranello /TM/Vega	21	16:58.423 10.570	47.822		0
9	3	502 <b>Louis Binder</b>	DEU	BRM RACING FACTORY S.R.L.	ITA	ITE34543 IBL462163	BRM/TM/Vega	21	16:58.850 10.997	47.934		0
10	0	419 <b>Dominik Reuters</b>	DEU	Dörr Motorsport	DEU	ITE 14038 BIF38420	KR/IAME/Vega	21	16:59.265 11.412	47.754	+ 5 sec	22
11	-6	431 <b>Simon Rechenmacher</b>	DEU	TB Racing Team	DEU	ITE 38327 KBF38262	KR/TM/Vega	21	16:59.384 11.531	47.705	+5 sec	18
12	1	415 <b>Rouven Wilk</b>	DEU	Mach1 Motorsport	DEU	ITE35449 KBF39310	Mach1/TM/Vega	21	16:59.623 11.770	47.868		14
13	2	452 <b>Erik Müller</b>	DEU	Mach1 Motorsport	DEU	ITE 17884 BIC20651	Mach1/TM /Vega	21	17:00.752 12.899	47.937		10
14	8	468 <b>Rick Hartmann</b>	DEU	MSC -Langenfeld e.V. im ADAC Falcon Racing Team	NLD	ITD-C18598 12133007	Falcon/TM/Vega	21	17:01.267 13.414	47.972		8
15	8	408 <b>Florian Breitenbach</b>	DEU	Maranello SRP Factory Team	DEU	ITE 16880 KBF38275	Maranello/TM /Vega	21	17:01.389 13.536	47.803		6
16	-5	426 <b>Siep Kuypers</b>	NLD	CRG Holland	NLD	ITE52719 155221008	CRG/TM/Vega	21	17:01.714 13.861	47.636	+ 5 sec	4
17	2	509 <b>Domantas Knyva</b>	LTU	Dream 2 Drive	LTU	IABS2024-ITE/016 IBL2024-KL/09	Formula K/TM/Vega	21	17:02.653 14.800	48.027		0
18	9	437 <b>Felix Wischlitzi</b>	DEU	ADAC Mittelrhein e.V. RMW Motorsport	DEU	ITE 15497 BIC39010	Tony-Kart/TM/Vega	21	17:03.279 15.426	47.965		2
19	1	436 <b>Cedric Malk</b>	CHE	Millennium Racing	DEU	ITE1350 KBF38042	Tony Kart/TM/Vega	21	17:03.720 15.867	47.973		1
20	4	407 <b>Anders Elkjaer</b>	DNK	Maranello SRP Factory Team	DEU	ITE902 KBF38275	Maranello/TM/Vega	21	17:04.609 16.756	48.030		0
21	4	430 <b>Andreas Dresen</b>	DEU	Maranello SRP Factory Team	DEU	ITC-C28031 KBF38275	Maranello/TM/Vega	21	17:06.085 18.232	47.974		0
22	-4	410 <b>Maurice Schenck</b>	DEU	APEX Performance	DEU	ITE 10412 KBF38438	Maranello/TM/Vega	21	17:07.026 19.173	48.003		0
23	11	505 <b>Luca Colella</b>	DEU	APEX Performance Racing Team	DEU	ITE21369 KBF38438	Maranello/TM/Vega	21	17:07.580 19.727	48.042		0
24	-10	512 <b>Oskar Steinbach</b>	DEU	Kartshop Ampfing	DEU	NKA41241 KBF25142	Birel/TM/Vega	21	17:10.274 22.421	48.036	+ 5 sec	0
25	8	454 <b>Markus Rausch</b>	DEU	Markus Rausch	DEU	ITE 11242 IDC11242	Maranello/TM/Vega	21	17:13.220 25.367	48.412		0
26	3	444 <b>Lars Ossenbeck</b>	DEU	ADAC Niedersachsen/Sachsen-Anhalt e.V.	DEU	ITE 38498 BIC38443	Maranello/TM/Vega	21	17:14.199 26.346	48.401		0
27	5	420 <b>Nathalie Kreitz</b>	DEU	VDB Kart Racing	DEU	ITE 14979 KBF10478	Birel ART/TM/Vega	21	17:18.976 31.123	48.357	+ 5 sec	0
28	8	406 <b>Christian Breiter</b>	DEU	ADAC Niersachsen/Sachsen-Anhalt e.V.	DEU	NKA16756 BIC38443	Maranello/TM/Vega	21	17:21.321 33.468	48.668		0
29	-1	434 <b>Marcel Ernst</b>	DEU	NB Motorsport	DEU	NKA25485 38954	Lenzokart/TM/Vega	21	17:21.446 33.593	48.556		0
30	-9	412 <b>Ajdin Jatic</b>	NLD	Falcon Racing Team	NLD	ITE52317 12131007	Falcon/TM/Vega	18 3 Laps	15:04.193 3 Laps	47.878		0
31	-22	428 <b>Lukas Reiböck</b>	AUT	BIRELART RACING KSW	AUT	ITEJK2158 IBLBK 102	Birel ART/TM/VEGA	16 5 Laps	12:58.727 5 Laps	47.679		0
32	3	433 <b>Alexander Richter</b>	DEU	Team NKS	DEU	ITE 42057 BIC29153	DR/Modena/Vega	2	1:50.425 19 Laps	51.606		0
33	-3	515 <b>Edgaras Keimas</b>	LTU	Paske Racing	LTU	ITE2024-ITE/003 IBL2024-KL/05	Maranello/TM /Vega	1	1:13.659 20 Laps	1:10.236		0
34	-17	417 <b>Emanuel Mai</b>	DEU	Solgat Motorsport	DEU	ITE 16484 KBF42332	Birel ART/TM/Vega	0 21 Laps	2.022 21 Laps			0
35	-4	425 <b>Noah Gounot</b>	DEU	Solgat Motorsport	DEU	NKA30555 KBF42332	Birel ART/TM/Vega	0 21 Laps	3.177 21 Laps			0


**Not classified**

DSQ	440	Enzo Bol	NLD	SP Motorsport	NLD	ITE42526 IBL47253	KR/TM/Vega	21	DSQ	47.712		0
-----	-----	----------	-----	---------------	-----	----------------------	------------	----	-----	--------	--	---

**Announcements**

- # 431,426 + 5 sec push
- # 419,420,512 + 5 sec front fairing
- # 440 DQ Steward desision

Timekeeper  
M.Riehmers



Race Director  
H.Seidel



Page 1/1

These results are provisional until the conclusion of any judicial and technical matters!

Printed: 16.06.2024 / 16:27

